



Presents:

Josh Hyde's

2012-2013 PBA Media Guide



**2013 PBA World
Championship Winner**
Parker Bohn III



**2013 Tournament of
Champions Winner**
Pete Weber



2013 USBC Masters Winner
Jason Belmonte



2013 US Open Winner
Wes Malott



**2012-2013 Chris Schenkel
PBA Player of the Year**
Jason Belmonte



**2012-2013 Harry Golden
Rookie of the Year**
E.J. Tackett

Table of Contents

Est. 1958

Introduction to Josh Hyde's PBA Media Guide	4
Becoming an Avid Fan of the PBA	5
Going to PBA Tournaments	6
Seeing It All (By a Major Bowling Fan)	7-8
Josh Hyde's Views on Professional Bowling	9
What it Means to be a PBA Member	10
Josh Hyde's PBA Membership Cards & Media Credentials	11
Josh Hyde's PBA Tournaments Attended	12-13
History of the PBA	14-22
Commentary about the PBA History	23
Top Ten Events in PBA History	24
Prize Funds of the PBA	25
Top 50 Study	26-29
PBA Tour Scoring Records	30-31
Round Robin Match Play Records	31
Other Scoring Records	32-33
Earning Titles Records	34
Most Career Championship Round	35
Best Career Championship Round Title %	35
Career Arena Titlist Best Percentage Career	36
MOST CAREER MAJOR TITLES	37
Major Championship Round Streak	37
Multiple Majors in a Single Season	38
Triple Crown Winners	38
Number of Career Majors Won and Championship Round Appearances	39-41
Bowlers without Majors	42-43
Stepladder Seed Position Analysis	44-45
Seasonal Money Stats	46-54
Top 40 PBA Career Money Earnings	55
Title Stats	56
Champions by Season	57-102
PBA Tour Formats 12-13	103-108
PBA50 TOURNAMENT FORMATS	109-112
2012-2013 PBA Tour Roster	113
PBA Tour Tournament Summaries	114-137
2012-13 World Series of Bowling-Exempt Players Statistics	138
PBA World Series of Bowling Exempt Players Chart	139
2012-2013 WSOB Tournament and Championship Round Statistics	140
Winter Swing Exempt Player Statistics	141
Winter Swing Exempt Player Chart	142
Winter Swing Exempt Players— Championship Round & Tournament Stats	143
Geico Summer Swing—Exempt Player Statistics	144
Geico Summer Swing—Exempt Player Championship Round and Tournament Statistics	145
WSOB Exempt Player Statistics	146
WSOB Exempt Player Championship Round & Tournament Statistics	147
WSOB Exempt Player Chart	148

Table of Contents (Continued)

2012-2013 PBA Tour Exempt Statistics	149
2012-2013 PBA Tour Exempt Player Chart	150
2012-2013 PBA Tour Championship Round & Tournament Statistics	151-152
Top Exempt Player Career Stats	153
PBA50 Scoring Records	154-158
All-Time PBA50/Senior Tour Titlists	159-160
PBA50 Award Winners	161-163
PBA50 Champions by Season	164-174
2013 PBA50 Results	175-186
2013 PBA50 Stats	187
2013 PBA50 Award Winners	188-189
2013 PBA League Format and News	190-191
2013 PBA League Stats	192-193
PBA League Logos	194
2013 PBA League Results	195-200
High 5 Gear—USA v. The Word	201
PBA League Challenge	202
2012 PBA Regional Award Winners	203
2012 WSOB Regional Winners	204
Regional Players Invitational	205-212
2012-13 PBA Award Winners	213-217
Hall of Fame Statistics	218-220
Past Award Winners	221-224
Author's Bowling Achievements	225

Introduction to the 2012-2013 Josh Hyde's PBA Media Guide

In the 25 years that I've been a PBA fan this is the first time I have put together a PBA Summary of the whole season. I have wanted to do this project for a number of years. In the past five years I have created my own bowling publication called The Josh Hyde's Bowling Newsletter. It covers the PBA Tour as well as the Central PBA Region. It also covers the new bowling balls for the Brunswick Bowling Company.

In this guide you will find summaries about each tournament, the Top 50 analysis, the top 10 of the top 50 comparisons, Hall of Fame career statistics, a PBA 50 2012 season recap, and the PBA 50 2013 recap. Regional RPI's and finally a list of entries from the 2012 World Series of Bowling from each region is included. In addition to the guide, there are PBA media releases and a tournament packet about the 2012-13 majors, discussing the winners of each of these majors. Additionally, there are tournament notes with facts about the champions.

There have been studies that I have done that are about majors, awards and career stats of the best bowlers in the world. I have also included a brief history on what I have done involving the PBA as well as what my viewpoint is on Professional Bowling. I have been to 102 PBA Tournaments including 25 majors. I have been an honorary PBA member for 12 years. The history for the past 55 years of the PBA is also a part of the guide. The PBA is the greatest bowling tournament organization in the history of professional bowling. Please enjoy this recap of the 2012-2013 PBA tour season.

Becoming an Avid Fan of the PBA

The first season I remember becoming an avid PBA fan was in 1989.

Mike Aulby had just won back-to-back titles, the BPAA US Open, and was on his way to win the Triple Crown at the Firestone Tournament of Champions. He was going to have a hard time winning the tournament. He had a good start, however, he did not win that tournament. He had a very good line at the pocket, and it looked like he was going to top the \$300,000 earnings mark. During the season, Aulby also won the PBA Doubles Tournament with his brother-in-law Steve Cook. They beat Parker Bohn III and Duane Fisher for the title. Aulby had also won two majors—the US Open and his first of three USBC Masters titles.

Also in that season, Pete Weber became the third player in PBA history to complete the Triple Crown with his win at the PBA National/World Championship.

Amleto Monacelli was becoming a dominant player and ended up getting Player of the Year. Aulby didn't make the \$300,000, but he made his name known on the pro bowlers tour on ABC-TV.

Ron Bell was a new winner on the PBA tour. The story behind him was that he was going to be able to compete in the Firestone Tournament of Champions in his hometown. Having a bowler's family and friends behind him at the tournament is one of the best things that a bowler can have.

Jim Pencak started winning games on his 15-game winning streak. Steve Hoskins made his first telecast at the Showboat Tournament and later would earn Rookie of the Year. Amleto won the Tucson Tournament. Dave Husted was climbing the ladder, and it looked like he was going to win the tournament. However, Amleto had something to say about that. That was really interesting to watch in the PBA. It was a great year to become a PBA fan.

Going to PBA Tournaments

Why do I watch the PBA? It's because I am so amazed by what these bowlers can do with a bowling ball. It makes us want to become the best bowlers that we can ever be. From picking up a 7-10 split to throwing a 300 perfect game—this is what our favorite bowlers do for a living. Bowling fans around the world come and watch their favorite bowlers hoping to become one of them someday.

I have figured out that I have been to 98 PBA tournaments in my 27-year bowling career. This includes 24 major tournaments, 32 PBA National tournaments, 5 PBA Senior tournaments, 25 Regional tournaments, and 13 Senior Regional tournaments. It always amazes me what the greatest players can do with a bowling ball. Just by observing the greatest bowlers in the world, much can be learned.

It always makes me want to go to a PBA tournament even if it is just a PBA Regional tournament. Even at the regional level, you might see a Walter Ray Williams Jr. or a Pete Weber. You may also say that's an easy tournament for them to bowl, but the reality is that the top regional guys are pretty good too. I have seen many different things happen on the PBA Tour and the Regional Tournaments. The bowlers that we see week in and week out on ESPN are definitely the best bowlers in the world.

Watching your favorite player in person is more pleasing than watching them on TV. There is so much you can see by being there, instead of watching it on TV. Watching the Majors Tournaments in person is exceptionally exciting because you can see what your player is going through for a long period of time. I would rather go to see a major bowling tournament than a standard PBA tournament.

Regional Tournaments are interesting because you see your local Joe Bowler try to master a pattern at that tournament. You see them as their confidence builds to where they feel they could take on a pro. Except when it comes time to keep score, sometime it's hard to stay above 200. One regional in particular was Georgetown Bowl. When Chris Loschetter won his second tournament there and his comment was that the scorpion pattern was harder than the PBA Tour pattern. During the first few games, Chris had to work with a couple 160 games at the start of the block. He adjusted, and as a result he ended up as the leader of the squad. All of these things put together make regional tournaments hard to predict, but fun to watch.

Henry Gonzalez told me that he can get more focused about bowling a major because it brings out the best bowler in him. This is how I feel as a bowling fan. In contrast, Marshall Holman once said that he would rather strike than forced to mark in the 10th to win a PBA title. He then went on to say he usually made a good shot if he had to strike. He didn't strike every time, but he made a better attempt than if he were to mark. This is what excites me and bowling fans into watching the PBA.

Seeing it All (by a Major Bowling Fan)

EST. 1958

I have been a PBA member for 13 years and been to 101 PBA tournaments. This is counting PBA National tour events, PBA50 tour events, PBA50 Regional events, and PBA Regional events. This is also including 25 Major tournaments that I have attended. Seeing Pete Weber win his 5th U.S. Open was the greatest accomplishment by a pro bowler that I have ever witnessed.

Words can't describe what an honor it is to be there when a pro bowler from the past wins a PBA title. Watching three bowlers win the Triple Crown is one of the greatest accomplishments that a pro bowler can achieve. Being at a PBA Hall of Fame induction for your favorite bowler is awesome! Witnessing a number of 300 by the greatest bowlers in the world under the demanding lane conditions is incredible.

Watching the greatest bowlers on television and being at these PBA tournaments are two completely different things. The bowling fans that can be at these tournaments are able to see what the bowlers go through in a week long tournament.

PBA National tournaments and PBA Regional tournaments are different. The reason that they are different is the PBA National tournaments are the greatest bowlers in the world. Both types of bowlers are great players, but they definitely differ on how the game is played. Their mode of thinking while they are throwing a bowling ball is different because they see the lane and the pins in their unique way. The pros are definitely the best bowlers are throwing a bowling ball. I have seen a 7/10 split made a handful of times in PBA tournaments.

I was inspired to write about this topic because I saw Pete Weber win his 5th U.S. Open. He had to strike on the last ball to win a major tournament which is incredibly hard and that is what made it so exciting to witness. Watching Pete Weber win his 5th U.S. Open was like a clinic because he was doing what he had to do in order to win the game and the tournament.

I also thought about when Mike Aulby bowled his 300 game on national television. Watching him win his 3rd ABC Masters title along with watching Parker Bohn III bowl a 300 on the television show made me want to showcase these great events.

In 1993 Walter Ray Williams Jr had the chance to surpass Mark Roth's 8 titles in one season record. Seeing Walter Ray Williams Jr do this was amazing!

Four years ago Norm Duke won his first of two U.S. Opens. This was the tournament that was going to make him be the 4th Triple Crown winner and the second bowler to win the Triple Crown. He had to make the 2-4-5-8 spare and he did. This is what great bowlers do. They either make their spares or they strike when they have to win a PBA title. This is what professional is all about.

Doubling in the 10th to win a PBA title is hard to do. Winning a major tournament with a chance to become one of the Triple Crown winners is very hard to do. This is what Mike Aulby did in the 1995 Brunswick World Tournament of Champions. When he did that in my mind he was one of the greatest bowlers ever. This made him become the first bowler to win the Grand Slam. Attending Walter Ray Williams Jr's 41st PBA tour title and him being beating Pete Weber in the 2006 PBA World Championship was one of the greatest major championship matches I had ever been to. It was between the two greatest players of all time.

Seeing it All (by a Major Bowling Fan) - Continued

Being there as a major bowling fan is a thrill! These bowlers are not competing on easy lane conditions. They are making a living by throwing a bowling ball. We as bowling fans maybe throw 3-10 games a week. These bowlers are bowling 40 games (at least) a week. These pros have probably have 40-100 bowling balls to take with them to the PBA tournaments. They probably drill at least 2 balls per week. So, they are drilling 100 balls a year—easy. On top of that, they are not bowling in the same bowling center every week. I marvel when I see one of the greatest bowlers struggle, then he/she makes an adjustment to hit the pocket to get more pins. It is amazing how they can make a move that fast and go from a 150-game to a 200-game. Also, they can change balls or hand positions to affect how the ball rolls on the lane. Even a low game by a pro bowler is a good game because of the effort they exert to make adjustments to their game. It is interesting when you see a Pete Weber at a PBA Regional tournament and follow his games to see what he will do at a PBA regional tournament. It is very interesting to see the actual show and what they do before they go on the air. PBA Regionals are more like a local amateur tournament. However, you do have some of the top pros at these tournaments. Even though the Regional tournaments do not have a pro shop, bowlers still work on their equipment in order to get a better read of the lanes. They are still trying to win a PBA tournament. If a local bowler does well at a Regional event, that bowler feels like he/she can compete with the best bowlers. Figuring out the number for the cut is another focus point for a major bowling fan. The last couple games of a block, bowlers will know about what the cut will be. They will try to figure something out in order to get to that number. One example is when I saw Parker Bohn start out the game with a strike and a couple of spares, then striking out to shoot a 250 game. This was exciting to watch because I thought that he was not going to be able to figure out how to get the 7-pin out. He was able to hit the pocket and strike. Seeing a harder lane condition is more exciting to watch because there is not going to be a lot of high scores. It is also interesting how the bowlers handle when they are not shooting big scores. You see them grind and try not to give the pocket up.

When Pete Weber won his 5th US Open, it was a clinic because of the demanding lane conditions. This is what I am talking about when I am discussing overcoming a difficult lane condition. Pete Weber made his spares. When he got in trouble, he backed it up with a couple good shots. This is what a great bowler does when he bowls in a pro tournament. This is what professional bowling is all about.

This is what seeing it all by a major bowling fan means.

Josh Hyde's Views on Professional Bowling

Est. 1958

In the 24 years of professional bowling history, I have been an avid fan of the PBA and witnessed many incredible moments. I would rather be there watching it live than watching it on television. These are the greatest bowlers in the world. In the 1990s, as a bowling fan, I got to observe a lot of great matches and tournaments.

In my opinion, the last round of match play is the most exciting part of the tournament. Bowling fans are able to watch who is going to make the show. This is where the tournament is won or lost for a bowler.

Having various matches going on with all the different possibilities is thrilling. It is also exhilarating to watch how the bottom part of the field is going to do. They may be so far out of it for the show, but it is still interesting to see if they can figure out something in the last round of match play. Who knows—they might have find something to battle through and make it.

In 2000, at the Indianapolis Open, Parker Bohn III was 430 pins back with eight games to go. The last round of match play, he was able to pick up 300 pins and only missed the show by 130. Anything can happen in eight games. A professional bowler can pick up 30 pins each match he or she wins. Additionally, they have their plus or minus scores on top of the 30 bonus pins. If a bowler is only 200 pins out going into the last round of match play, he/she can make this difference up.

Anything can happen in round robin match play. The last game of match play, the position round, is the most exciting part of the tournament especially when there are several players battling for one spot for the championship round. Round robin match play is good as each bowler faces each participant which sets up the preferred scenario of the cream rising to the top.

The PBA Tour has the most demanding lane conditions. If a bowler is struggling with the conditions, they are going to have to quickly figure out how to score. In short, becoming a great professional bowler is extremely challenging.

What it Means to Be a PBA Member

In 2001, at the PBA National Championship, I asked PBA President Steve Miller if I could be a PBA member. When he said, "Sure" I became ecstatic. This was my dream, because I always wanted to be a PBA member. This is a great honor to me because I am now a member with the greatest bowlers in the world.

The week after the championship, I got the PBA honorary membership card. In the envelope was a note that said Congratulations to our #1 fan on becoming a PBA member. It was signed by the president of the PBA, Steve Miller. The note made me feel like a professional bowler.

I have studied the PBA for the past 20 years and to be a part of a premier bowling league is a great opportunity. This means that I am a part of the same association as bowlers like Earl Anthony, Dick Weber, and Walter Ray Williams Jr. I can pull my card out of my wallet and know that all the great bowlers have the same card. I was the first honorary member of the PBA. Some other honorary members are Jack Reichert and Ray Firestone. These people have made professional bowling what it is today and to be included with them is a great honor.


If a pro-bowler is struggling one day he will make a move or a ball change in order to get a better reaction on that day. One example of this for me is when I was bowling for a league makeup and I started out with a 130 game. The last frame of the first game I switched balls and changed lines and then the last two games I had a 240 and 220 for a 600 series. This is what our favorite pro-bowler's do when they are on the PBA Tour. To say you can turn around your game, definitely can make you feel like you are one of the greatest bowlers in the world.

You can see I take great pride in being a PBA member. This also means that I am part of the "best bowling organization in the world". Even though I will never be bowling for a title, I still feel that I am a pro-bowler.

Josh Hyde's PBA Membership Cards & Media Credentials



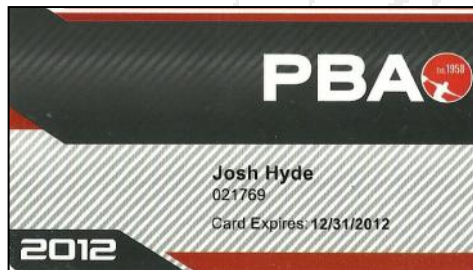
2001-2008




2009-2010



2011




2012




2013




2006-07



2007-08



2008-09



2009-10



2010-11



2011-12



2012-13

Josh Hyde's PBA Tournaments Attended

<u>PBA Tour</u>				<u>Regional Tour</u>		<u>PBA 50 Tour</u>		<u>PBA 50 Regional Tour</u>	
Year	Location	Year	Location	Year	Location	Year	Location	Year	Location
87	Indianapolis	00	Akron	87	Ft. Wayne	90	Hammond	96	Indianapolis
88	Indianapolis	00	Indianapolis	88	Ft. Wayne	91	Hammond	97	Buffalo
90	Indianapolis	00	Deer Park	89	Ft. Wayne	95	South Bend	98	Ft. Wayne
91	Indianapolis	01	Toledo	91	Ft. Wayne	08	Hammond	99	Ft. Wayne
92	Indianapolis	01	Indianapolis	92	Ft. Wayne	09	Hammond	01	Ft. Wayne
92	Toledo	02	Toledo	92	Monroe			02	Ft. Wayne
93	Canandaigua	04	Indianapolis	93	Ft. Wayne			05	Ft. Wayne
93	Indianapolis	04	Merrillville	94	Ft. Wayne			06	Ft. Wayne
94	Troy	05	Indianapolis	96	Ft. Wayne			07	Ft. Wayne
94	Indianapolis	05	Merrillville	96	Vernon	Indicates a Major Tournament		08	Ft. Wayne
95	Toledo	05	Hammond	96	Indianapolis			09	Ft. Wayne
95	Detroit	06	Indianapolis	97	Buffalo			10	Ft. Wayne
95	Louisville	06	Hammond	98	Ft. Wayne			11	Ft. Wayne
95	Bedford	06	Hammond	99	Hershey			13	Ft. Wayne
95	Indianapolis	07	Gr. Rapids	99	Ft. Wayne				
95	Gr. Rapids	07	Merrillville	01	Ft. Wayne	5		14	

GRAND TOTAL = 104

1958-1987	1988-1996	1997-2000	2001-2004	2005-present

The PBA: The Greatest Bowling Tournaments in History

By Josh Hyde, PBA Honorary Member



A Look Back at the History of the PBA – 1958 to Today

1958:

At the 1958 Masters, Eddie Elias gathered the top stars to form the PBA. Thirty-three bowlers, known as the Charter Members of the PBA, pledged \$50 each to get the PBA started. Elias was known as the person who created a new sport professional bowling.

1959:

The PBA's first three tournaments had a combined purse of \$49,500. Lou Campi won the first PBA tournament, while Dick Weber won the last two.

1960:

The PBA hosted seven tournaments that were worth \$150,000. TV show "Make That Spare" funneled more money toward the member's pocketbooks. Don Carter won the inaugural PBA National Championship (known today as the PBA World Championship).

1961:

The first televised PBA Finals took place at the \$75,000 National PBA Invitational in Paramus, NJ. Eleven tournaments had a total purse of \$250,000.

1962:

Thirty-two tournaments were held worth \$800,000. For the first time, the Winter Tour Finals aired on ABC-TV.

1963:

The million dollar mark was set that year with thirty-eight tournaments. Don Carter made history by breaking the jackpot on "Make That Spare".

1964:

The PBA added another telecast – "Best Ball" on CBS-TV. It was a two-man best-ball format. Thirty-one events took place with total prize money equaling \$1.2 million.

1965:

Once again, 31 tournaments were held with a combined purse of \$1,300,000. Elias negotiated for the \$100,000 Firestone Tournament of Champions in Akron, Ohio – the biggest tournament in PBA history. Elias also formed the "Image Committee".

1966:

Only 29 tournaments were held that year for a total purse worth \$1.5 million. Wayne Zahn broke Don Carter's record earnings of \$49,972 set in 1962 by raking in \$54,720. The PBA lost a potential superstar when Steve Nagy passed away.

1967:



Thirty-four tournaments were worth \$1,600,000. Ebonite and Brut joined Miller and Firestone to bring the commercial sponsors to four. The PBA \$70,000 National Championship went to the new Madison Square Garden. The first ever perfect game on live national television was rolled by Jack Biondolillo at the Firestone Tournament of Champions.

1968:

Thirty-five tournaments worth \$1.7 million were held. Another commercial sponsor, Lincoln-Mercury, entered the picture with the \$75,000 Cougar Open at Kansas City. A new earnings record was set by Jim Stefanich of \$67,375.

1969:

\$1.8 million was up for grabs over 35 tournaments. Two additional companies, American Airlines and Bellows-Valvair, joined the major tournament sponsors. Billy Hardwick set a record by winning 20% of the tournaments during the course of the year. The inaugural National Resident Professional Championship was held in Cincinnati. John Guenther became the second player to shoot a perfect game on television.



1970:

The Regional program caught on with 26 events in the 12th year of the PBA. A new tournament was established called the Don Carter Classic. Bellows-Valvair co-sponsored 4 tournaments. Meanwhile, Firestone, Miller High Life, Lincoln-Mercury, Ebonite, and American Airlines maintained their sponsorships for major tournaments.

1971

The winter tour was nearly \$1 million and the regional program expanded. Two more sponsors signed on: R.J. Reynolds Tobacco Company and Andy Granatelli STP Organization. Lincoln-Mercury and Madison Square Garden joined forces and created the Cougar Open. Brunswick established the Brunswick Memorial World Open. Twenty international bowlers won their way to the \$85,000 purse at the Brunswick Memorial World Open.

1972

The Firestone Tournament of Champions raised the prize fund from \$100,000 to \$125,000. Don Johnson and Nelson Burton, Jr. duelled it out for the distinction of Bowler of the Year with Johnson winning. The BPAA U.S. Open was held at Madison Square Garden in New York for a \$100,000 purse.

1973

\$25,000 was awarded to the winner of the \$125,000 Firestone Tournament of Champions. For the second year, the BPAA U.S. Open took place at Madison Square Garden. The Brunswick Memorial World Open became the second tournament to have a \$100,000 purse. The prize winnings for the Winter Tour was up to \$1 million. The Regional program boosted the PBA to grow to 1,000 members.

1974

The Winter Tour had the largest prize fund ever. No fewer than 4 tournaments were offered with each being valued at \$100,000 or more. New on the schedule were the Midas and Cleveland Opens. The purses of the Winston-Salem Classic and the Showboat Invitational increased to \$100,000. Jim Stefanich became the third player to shoot a perfect game on television.

1975

A record was set this year for the Winter Tour with 16 events. The Copenhagen and Monroe Max-Air Opens became new stops on the Tour. Earl Anthony became the first bowler in PBA history to earn over \$100,000 in a single season. He also finished the season winning 7 National titles, tying Billy Hardwick's record. The Firestone Tournament of Champions continued to be the PBA members' top goal. The Regional program continued to grow with 82 tournaments that year. In two years, the PBA membership grew 30% with 1,300 members.

1976

Nearly all of the national tour stops were televised (only 3 were not). AMF sponsored two \$100,000 winter tournaments and the Regional Champions Classic. Two more major sponsors joined the tour: Ford and Roloids. Earl Anthony set another earnings record with \$110,833.

1977


For the 16th consecutive year, ABC-TV picked up the Winter Tour. Two new sponsors, Burger King and Consolidated Cigar, became two more major sponsors. Miller increased their sponsorship to \$100,000, and then they added a Miller Lite Classic to \$80,000. Mark Roth did two things: He won 3 straight tournaments on the summer tour, and he became the second player to reach \$100,000 in a single year. The Winter Tour prize fund reached a record \$1.5 million. The PBA membership was at an all-time high at 1,600 members.

1978

Mark Roth won a record of 8 tournaments and set an earning record of \$134,500. Pro tour qualifiers were enabling more members to compete in tournaments of their choice. The Brunswick World Open and the Showboat Invitational also upped their price tag to \$125,000. Miller Brewing Company sponsored two tournaments worth \$100,000. The Winter Tour reached a record high of nearly \$1.6 million, an average \$100,000 per tournament.

1979

97% of the tournaments were televised. CBS picked up 10 events to air. Entertainment and Sports Programming Network also showed 5 of the 6 Fall Tour events. The Firestone Tournament of Champions had a \$150,000 price tag. The U.S. Open had a price tag of \$125,000. Showboat sponsored the PBA National Championship for \$125,000. Kessler Whiskey sponsored two events in the fall: the Kessler Open and the Kessler Classic. Membership rose to 2,000 by year's end.



1980

ESPN telecast 12 events in 16 weeks. The Winter Tour had a new sponsor, True Value. They sponsored a \$125,000 event. By winning the 1979 Brunswick National Resident Championship, Willie Willis became the first African-American to qualify for the Firestone Tournament of Champions. Two sponsors raised their prize funds to \$125,000. The BPAA U.S. Open increased to \$131,000.

1981

The twentieth season of ABC Sports Professional Bowlers' Tour featured 21 tournaments. The PBA National Championship had the largest prize fund at \$135,000. That was the second to \$153,000 Firestone Tournament of Champions. Miller Brewing Company supported the first annual PBA Senior Championship at New Orleans. A seventh region was created by July which resulted in more than a hundred new members. The new region had five tournaments. There were 96 Regional Tournaments that worth more than \$1 million. Membership rose to 2,500 members by year end.

1982

The Tournament of Champions was a \$200,000 purse with the top prize being \$40,000. The Toledo Trust PBA National Championship had a total purse of \$200,000 with the winner receiving \$38,000. Earl Anthony won the event and with the victory became the first pro bowler to exceed the \$1 million mark in career earnings. For the first time in PBA history, the tour had a stop in Europe with Tom Baker winning the Grand Prix of Bowling Tournament. This was the first Winter Tour where the tournament purse was at least \$100,000. USA Network picked up the Summer and Fall Tours. AC Delco joined the list of sponsors by sponsoring \$125,000 pm the Spring Tour.

1983

The PBA's founding marked its 25th anniversary. The average prize fund was \$136,875 in the Winter Tour. Both the PBA National Championship and the Tournament of Champions had a total purse of \$200,000 with the PBA National Championship winner getting \$38,000 while the TOC winner took home \$40,000. Showboat, Miller Brewing, and True Value Hardware offered \$150,000 purses at their events. True Value Hardware threw in a \$50,000 bonus to anyone who threw a perfect game on television during the Winter Tour. The first Annual Touring Players Championship took place on the Fall Tour.

1984

The three Triple Crown events (Firestone Tournament of Champions, Trustcorp PBA National Championship and BPAA U.S. Open) each featured a \$200,000 purse. The total prize fund for the Winter Tour's sixteen events totaled \$2,370,000. The Showboat Invitational increased their prize fund to \$175,000. ABC TV covered five Spring Events. USA Network carried the Summer Tour; NBC Sports carried the Fall Tour.

1985

True Value Hardware Stores challenged any player who threw a 300 game on national television a \$100,000 bonus. In addition, they would pay \$200,000 to any player who rolled a perfect game during the True Value Open. Miller Brewing Company sponsored three tournaments. If a bowler won all three, they would receive a \$1 million reward. ESPN had 12 Summer Tour events. NBC televised six Fall Tour events which included the Kodak Invitational. Budweiser came on board sponsoring two tournaments. Mike Aulby surpassed Earl Anthony's single season money record of \$164,735. Aulby became the first bowler to exceed \$200,000 with \$201,200.

1986


The Firestone Tournament of Champions offered a \$50,000 first prize to the winner. That was the largest that the Tournament of Champions winner ever received. For the second consecutive year, Miller Brewing Company offered a \$1 million bonus for anyone that won all 3 of the Miller sponsored tournaments. True Value offered a \$100,000 bonus for any bowler bowling a perfect game on television. The Summer Tour offered the most money in the history of the PBA. Ebonite and Miller Brewing sponsored Summer Tour events. ESPN aired the Summer Tour and NBC aired the Fall Tour. Total prize money for the year was \$6.5 million. Marshall Holman became the third player to pass one million dollar in career earnings at the Firestone TOC.

1987

The US Open offered a \$500,000 purse. The winner got \$100,000. Pete McCordic threw a perfect game on national television for which he earned \$100,000. Miller Brewing offered a year-long point bonus. It was a \$50,000 bonus.

1988

The Triple Crown Events were known as the mega-buck events. The \$200,000 Don Carter Greater New Orleans Classic offered a \$200,000 purse. Bob Benoit rolled the first perfect game in the title match at the Quaker State Open. He defeated Mark Roth 300-255. A&W added a stop in Phoenix. "Make That Spare" returned to T.V. in March. In total, the National and Regional tournaments offered \$7.5 million in prize money. Brian Voss set an earnings record of \$225,485.



1989

The Seagram's Coolers U.S. Open offered a \$500,000 purse, which was the most that the PBA ever had to offer, with the winner getting \$100,000. There was a fourth bowler that passed the \$1 million in career earnings, Pete Weber. He also became the 3rd bowler to complete the Triple Crown when he won the PBA National Championship. A few months later, Mike Aulby became the 5th bowler to surpass the \$1 million in career earnings. Aulby would later set the most money earned in one year by a professional bowler—nearly \$300,000.

1990

At the beginning of the decade, the PBA added 3 new sponsors: Choice Hotels, Chevy trucks and American Bowling Congress. Amleto Monacelli earned his second consecutive Player of the Year honor. Eleven players went over the \$100,000 in a single year. Cambridge sponsored the PBA mixed doubles with Monacelli and Tish Johnson successfully defending their titles. PBA membership topped over 3,500 by year's end.

1991

ABC celebrated their 30th year of televising the Pro Bowlers Tour. Tums became a sponsor at the Windsor Locks, CT, Tournament. The Johnny Petraglia Open was held at North Brunswick, NJ. David Ozio joined Dick Weber and Don Johnson in being the only players to win the first two stops of the year. John Mazza and Jess Stayrook became the 2nd and 3rd players to convert the 7-10 split on national television. The Senior Tour had 12 tournaments which was 50% more than in 1990.

1992

Mike Connor was named PBA Commissioner. Joe Antenora was the only other person to ever hold this title. Bud Light became the official beer of the PBA Tour. They sponsored two tournaments: the PBA National Championship and the Touring Players Championship. Firestone Tournament of Champions increased their prize fund to \$300,000. Kool Shootouts offered winner-take-all one-game matches at certain tournament sites. Choice Hotels Summer Classic offered a \$25,000 match between the winner of the PBA Tour and the PBA Senior Tour. The match was between Amleto Monacelli and Gene Stus, with Monacelli winning the match. Amleto collected the prize. There were four more bowlers that surpassed the \$1 million mark in career earnings: Amleto Monacelli, Brian Voss, Wayne Webb and Dave Husted. Dick Weber was the first player to win five titles in five different decades by winning the Touring Pro/Senior Doubles with Justin Hromek.

1993


IOF Foresters became a sponsor on the Winter Tour. The Bud Light Hall of Fame Championship was co-sponsored by the National Bowling Council. Children's Miracle Network became the official charity of the PBA Tour. Total prize money for Kool Shootouts was \$175,000. The prize money for the 14-event Senior Tour increased to nearly \$1.4 million. The PBA Millionaire Club had a poster that featured the first 10 bowlers who surpassed the \$1 million mark in career earnings. The players included Earl Anthony, Mark Roth, Marshall Holman, Mike Aulby, Pete Weber, Wayne Webb, Dave Husted, Brian Voss, Amleto Monacelli, and Walter Ray Williams, Jr. General Tire replaced Firestone as the Tournament of Champions sponsor. Firestone had been the sponsor of the TOC for the previous 29 years. Mike Aulby became the sixth bowler to shoot a perfect game on television.

1994

"Arena finals" were introduced at three tournament sites. The finalists bowled on four specially installed lanes. The initial offering was an instant success as more than 5,000 fans showed up at the Erie Civic Center for the telecast. ABC-TV was in its 33rd year of airing the Professional Bowlers Tour. The PBA Tour had a record prize fund averaging nearly \$200,000 per tournament. ESPN televised the remaining Summer and Fall Tour events. Three new sponsors came on board: Sherwin-Williams, Hilton Hotels and SplitFire Spark Plugs. The Senior Tour had 4 televised stops. Johnny Petraglia rolled the 7th perfect televised game at the PBA National Championship Butch Super Rolled the 8th Perfect Game on National Television

1995

A new PBA commissioner, Mark Gerberich, was given that title. There were eight tournaments that were in the arena during the championship round. At the BPAA U.S. Open, there was a record of over 7,200 fans. At the Detroit Joe Louis Arena, Mike Aulby won the Brunswick World Tournament of Champions making him the fourth bowler to win the Triple Crown. This also made him the first bowler to complete the Grand Slam. Aulby also set a single season record average of 225.49.



1996

The first PBA commissioner, Joe Antenora, passed away. Mike Aulby became the first bowler to complete the Super Slam by winning the Bayer/Brunswick Touring Players Championship. Bob Learn Jr. set an all time high of 1129 in a championship round. Earl Anthony came out of retirement and cashed in every tournament he entered and also even won the Naples Senior Open. The PBA signed a three year deal with the Marquee Group, a sports marketing, television production & entertainment company, to represent the PBA as a marketing partner. AC Delco signed a three year deal of one million dollars in Lakewood California. Dave Husted became the first player to successfully defend his US Open Title. C.K. Moore and Bob Learn, Jr. were the 9th and 10th bowlers that shot a perfect game on national television.

1997

The ABC TV program for pro-bowlers came to an end after three years. Walter Ray Williams won the final tournament on ABC TV. Walter Ray became the first bowler in PBA history to surpass the \$2 million dollar mark in career earnings. CBS Sports signed a deal with the PBA where they would put on a one hour telecast on Saturday afternoons. Strike Spare Fun Centers guaranteed one million dollar bonus for any bowler who bowled a 300 game in the title match. Jason Queen and Steve Hoskins became the 11th and 12th bowlers to bowl a 300 game on TV. Brunswick signed a three year deal of three million dollars which included three tournaments per year, an official website sponsorship, and the development of the "Pro-Pin". Amleto Monicelli became the first international player in PBA history to be inducted into the PBA Hall of Fame.

1998

The PBA founder Eddie Elias passed on. The PBA Tour had a four million dollar purse. CBS Sports televised spring and summer tours, while ESPN had the winter and fall tours. Both CBS and ESPN agreed to a 2-year deal with the PBA Tour. The Villages, a retirement community in Florida, reached an agreement with the PBA Tour including 3 events on the PBA Senior Tour and the Senior TOC. Walter Ray added \$2.3 million in career earnings. Parker Bohn III became the 13th bowler to roll a 300 on national television. Pete Couture earned \$117,000 and also set a senior record with four wins.

1999


PBA players competed for more than \$4.125 million in prize money. Steve Jaros bowled the 14th perfect game on national television. For the 38th consecutive year, network television, CBS Sports, carried a 10 week summer swing. Eric Forkel became the first bowler to win an event in an outdoor arena setting, at Bryant Park in New York City. Mike Miller became the 15th bowler to bowl a perfect game on national television. Dale Eagle won a record, tying with 4 wins on the senior tour. Johnny Petraglia became the last player to surpass the \$1 million in career earnings in the 20th century. Parker Bohn III set a record with the highest average in a single year. He also won 5 titles and he became Player of the Year.

2000

Chris Peters, Mike Slade and Mike Slade bought the PBA in April. Ian Hamilton and Steve Miller were hired as new Commissioner and President of the PBA. Chris Barnes had an outstanding year except he was winless. Jason Couch won his second consecutive Tournament of Champions title. Bob Learn Jr. became the 21st player to surpass the \$1 mil. mark in career earnings. Fox Sports picked up the summer tour. Dave Soutar joins Dick Weber as players to win titles in five different decades.

2001-2002

After completing a tournament swing January-June, the PBA announced that they were going to set a season from September-April. The standard prize fund was at an all-time high with a 140% increase, with a \$40,000 first place prize for every standard event. In the major tournament it was at least \$100,000. With changing the name of PBA National Championship to the PBA World Championship, that top prize was \$120,000. Also the PBA changed the tournament format from a Round Robin match play format to a single elimination match play format. The PBA membership saw a 25% increase. The national tournaments had an increase of 35%. Parker Bohn III was named Player of the Year. Tommy Jones was named Rookie of the Year. Ernie Schlegel and Jason Couch became the 22nd and 23rd bowlers to surpass the \$1 million in career earnings. Doug Kent had the biggest payday when he won the \$120,000 first place prize at the PBA World Championship. Dick Weber became the first player to win a title in six different decades at a Midwest Regional.



2002-2003

Fred Schreyer was named the PBA Commissioner. There were 13 new corporate sponsors: Banquet Foods, Bayer, Days Inn, Dexter, GEICO Direct, Pepsi, Jackson Hewitt Tax Service, Cambridge Credit, Miller Brewing Company, Odor-Eaters, Pep Boys, Storm and VIA Bowling. PBA membership was over 4,000. The tournaments increased also, by 14%. Walter Ray shattered Mike Aulby's earnings record with \$419,000. He won PBA Player of the Year. He also became the first bowler to surpass the \$3 million mark in career earnings. Jason Couch became the first player to win 3 consecutive Tournament of Champions titles. Norm Duke became the 16th player to bowl a 300 on television in PBA history. Norm Duke and Dave Traber tied in the championship match of Cambridge Credit Classic in a three ball roll off, with Norm Duke finally winning. Randy Pedersen and Danny Wiseman became the 24th and 25th bowlers to surpass the \$1 million mark in career earnings.

2003-2004

At the start of the PBA tour season, the PBA announced that they would be having an exempt tour at the start of 2004-2005. Baby Ruth and Wild Turkey Bourbon jumped on board as two new sponsors. The membership rose to 4,100 members. Tournament entries were up 20% higher than they were in 2002-2003. Mika Koivuniemi rolled the 17th perfect game on national television. Walter Ray Williams Jr. was two titles behind the great Earl Anthony.

2004-2005


The PBA Tour started its brand new exempt format which included 64 bowlers with 58 of them having exempt tour status. There were two new sponsors: Denny's and Motel 6. The rating for the average for viewing bowling on TV was an all-time high since the new ownership of the PBA. For the first time, the PBA opened its doors to women. Missy Bellinder became the first woman to join the PBA. Liz Johnson became the first woman to qualify for a PBA Tour event. Later she would become the first woman to get on national television. Chris Barnes became the 31st millionaire in only 220 events. Barnes won the inaugural, a record \$200,000 top prize, in the Motel 6 Roll to Riches. The PBA lost the great Dick Weber and Chris Schenkel. George Pappas became the third player in PBA history to win five titles in different decades.

2005-2006

At the start of the season, Denny's signed a three year, multi-million dollar deal to become the 1st title sponsor of the PBA Tour. Denny's helped air a special event which aired Christmas day called the Final Frame. This event was a tournament where the winner was exempt for the following season. The tour added a throwback event called the Dick Weber Open to remember the life of Dick Weber. The format was bowlers would bowl 15 games of qualifying then 24 games of round robin match play. Jackson Hewitt offered a one million dollar bonus for any bowler who won all three of the Triple Crown events. Walter Ray tied the great Earl Anthony when he won the 2006 Denny's PBA World Championship by defeating Pete Weber. Eric Forkel and Mike Edwards became the 32nd and 33rd bowlers to surpass the one million dollar mark in career earnings. Membership rose to 4,300. Sean Rash became the first non-exempt bowler to win a PBA title coming from the TQR. Kelly Kulick became the first woman to earn an exemption at the 2006 PBA Tour Trials.

2006-2007

Walter Ray Williams Jr. started out with a bang at the Dydo Japan Cup when he beat Pete Weber to win his 42nd PBA Tour title. There were two perfect games on national television by Tony Reyes (18) and Ryan Shafer (19). Doug Kent made history by winning the 2006 USBC Masters and the Denny's World Championship. He became the fifth player to win two majors in a single season. Kelly Kulick and Billy Oatman became the first woman and first African American to receive an exemption on PBA Tour. A record 147 bowlers were entered in the Tour's Qualifying Round at the Pepsi Championship held at Woodland Bowl in Indianapolis. PBA and USBC announced that they would do a 16-woman exempt series to coincide with Denny's tour events. There were 16 PBA stars competing in a doubles event. There were six new sponsors. The PBA Senior Tour had 13 events, and increase from 9 in the previous year. They returned the Ladies and Legends.



2007-2008

Denny's had its third straight year of the title. They had to name the World Championship and U.S. Open. Walter Ray won his 43rd career title at the 2007 Motor City Classic. He had the streak of 15 consecutive seasons with at one or more titles. He also won his 44th title at the 2007 Great Lakes Classic. He broke records when he received his Harry Smith Point Leader Award and George Young High Average Award. For the first time the PBA started a point system for the PBA Player of the Year Award. Chris Barnes was the first bowler to win the point race. Rhino Page put together the greatest rookie season. He made five shows, and he won two titles. For the first time in 14 years the PBA had the PBA Doubles Event, won by Mike Fagan and Danny Wiseman. Norm Duke became the 4th bowler to complete the Triple Crown when he won the U.S. Open, and the second bowler to complete the Grand Slam.

2008-2009


At the start of the 08-09 season the PBA celebrated the 50th anniversary at the Tournament of Champions. It was a gala. Lumber Liquidators became the second sponsor of the PBA Tour. The Player of the Year came down to the last ball at the Lumber Liquidators U.S. Open with Wes Malott winning the honor. Norm Duke became the first bowler in PBA history to win three Majors in a row at the 2008 PBA World Championship. The Tour came up with different swing names to coincide with the PBA Tour. The swings were Versatility Swing, Grand Slam Swing, and West Coast Extreme Swing. These swings measured the players' ability to master the different lane conditions of each swing. The first two handed bowler, Jason Belmonte, won a PBA title at the Bowling Foundation Classic in New York. He would then win Rookie of the Year. Rhino Page became the 20th bowler to bowl a perfect game on national television at the Japan Cup.

2009-2010

A new bowling tournament era came about named the World Series of Bowling. It was a storybook ending as a General Motors employee, Tom Smallwood, lost his job and won the 2009 PBA World Championship. Kelly Kulick won the PBA Women's World Championship to qualify for the Tournament of Champions. It was there that she won her first PBA title, defeating Chris Barnes 265-195 in the championship game. Walter Ray Williams Jr. became the oldest player to win the Player of the Year honor. He also became the play with the most Player of the Year awards and titles with 7 awards and 47 titles. He also had had 19 seasons with earnings over \$100,000. As well as he led the tour in points, high average, and match play appearances. He later would become Senior Rookie of the Year. He won an astonishing seven ESPY Awards. Jack Jurek became the player who had the longest span between titles when he won the Shark Championship at the World Series of Bowling. Brian Ziesig became the only amateur to win a PBA title at the GEICO Mark Roth Plastic Ball Championship.

2010-2011

Chris Barnes became the 5th player in PBA history to win the Triple Crown by winning the PBA World Championship. The PBA was back on network TV when ABC aired the Tournament of Champions. It was there that the PBA had their lowest game shot on national television when Tom Daugherty shot a 100. His opponent Mika Koivuniemi bowled a 299 game. It was the largest margin of victory in PBA history. Yong-Jingu became the first South Korean bowler to win a PBA title when he won the Scorpion Championship at the World Series of Bowling. It was the first time that the PBA had all international bowlers in the championship round. Kameron Doyle became the youngest player in PBA history to cash in a PBA event at the age of 12. For the first time, the PBA had a play off tournament held at Woodland Bowl in Indianapolis called the Dick Weber PBA Playoffs. Mika Koivuniemi became the 2nd player to earn his second Player of the Year honor as an international pro-bowler. At the Tournament of Champions the PBA had the 1st million dollar purse with \$250,000 going to the winner.



2011-2012

The PBA appointed a new CEO named Geoff Reiss along with Tom Clark becoming the PBA commissioner. At the 3rd World Series of Bowling, a record 15 countries were represented during the tournament. Sean Rash made a record of making 5 consecutive championship rounds. However, he could not win a title. During the Animal Pattern Championships international bowlers dominated the tournaments. Osku Palermaa won the PBA World Championship. For the first time in history the PBA had 4 X-tra Frame events where bowling fans could only see the tournament live on the internet. Norm Duke became the first bowler to win back-to-back X-tra Frame titles. Jason Belmonte and Chris Barnes became the 21st and 22nd bowlers to bowl a 300 game on national TV. Pete Weber became the first bowler in PBA history to win 5 U.S. Opens. He did it by striking on the last ball to defeat Mike Fagan 215 to 214 in the championship game. Missy Parkin became the first woman to finish 9th in the USBC Masters and 21st in the U.S. Open. Cameron Doyle became the youngest player to cash in a PBA tour event at the U.S. Open at the age of 14. In 50 years, the PBA saw no left-handers winning a PBA tour title. The renaming of the PBA Senior Tour became the PBA 50 Tour. Walter Ray Williams Jr. earned his first Senior Player of the Year honor. Amleto Monacelli earned the Senior Rookie of the Year. Johnny Petraglia became the second player to win titles in six different decades and Wayne Webb wins a title in the fifth different decade.

2012-2013

The PBA introduced a new concept the PBA League, introduced at the 2012 World Series of Bowling. In the first PBA League Draft, Norm Duke got the honor of going first. He picked Rhino Page. The League had eight different owners: Terrell Owens, Jerome Bettis, Kevin Hart, Billie Jean King, Chris Hardwick, Chris Paul, Jesse Williams, and Lamar Woodley. The inaugural Elias Cup went to the WTT Kingpins. Parker Bohn III won his second Major by capturing the 2013 PBA World Championship. There were three new patterns at the Geico Summer Swing: the Badger, Wolf, and Bear. The Badger pattern was the longest at 52 feet. The Wolf was shortest pattern at 34 feet. Peter Weber became the first bowler to win the Triple Crown twice by winning the 2013 Tournament of Champions. Joe Scarborough rolled the first 900 series during the PBA50 tournament at The Villages. Pete Weber also won his first Masters at the 2013 USBC Senior Masters. At the same tournament, Joe Scarborough shot the first 900; while the oldest competitor, Darrell Ducat (87 years old) competed. Jason Belmonte made four out of the five Major championship rounds. PBA Hall of Famers Billy Hardwick and John Jowdy, PBA Titlists Dave D'Entremont and Les Schissler, and PBA Tour champion Tony Reyes passed away. Former PBA50 Dick Weber Sportsmanship Award winner, Fred Baldwin, passes away. Terrell Owens and Marshal Kent get a commissioner exemption to bowl the fifth WSOB. Jason Belmonte would earn Player of the Year honors receiving 42 % of the vote. Parker Bohn III won the inaugural Tony Reyes service award. Walter Ray Williams Jr became the first player to receive multiple Player of the Year awards on both the PBA and PBA50 Tours.



Commentary about PBA History

When Eddie Elias founded the PBA in 1958, he wanted a place where the greatest bowlers could bowl around the country. The PBA has the greatest bowling tournaments in the world. It takes a great bowler to win on the PBA. All of the greatest bowlers in the history of the PBA have won a lot of titles. They deserve to be in the PBA Hall of Fame. From the first superstar of the PBA, Dick Weber, to the great Walter Ray Williams Jr. there have been a lot of strikes bowled between all 4,300 members of the PBA. The lane conditions are demanding. Bowlers are going to have to find a way to hit the pocket between 14 games to 56 games in order to get to the championship round. This is what the greatest bowlers have to do in order to win a PBA title. There are no bowling games on the same pair of lanes. They are moving after every game. In the 54 year history of the PBA, bowling fans have seen it all.

Professional Bowling

In order to have a professional sport, bowling had to be on national television. This allowed the PBA to showcase the greatest bowlers in the world. Unfortunately, bowling fans have only been able to see bowlers bowl a minimal number of games due to having only 90 minutes of television coverage whereas other professional sports get more airtime. In those other sport, fans are able to see the progression of their favorite teams or athletes. If bowling gets only between one or two hours of national coverage, bowling fans are limited in seeing what their favorite bowlers can do under different lane conditions.

The Major Tournaments

The greatest bowlers are going to be a threat at these tournaments. They have demanding lane conditions. The greatest bowlers are not going to be able to score high at these tournaments. However, they are the greatest bowlers in the world. They will find a way to strike at these tournaments. Winning a major tournament is one step closer to the PBA Hall of Fame for a pro bowler. This is one of the greatest feats that a pro bowler can accomplish. In these tournaments, the bowlers are going to have to make their spares and be able to grind a few games out in order to be successful. There have only been five players who have completed the Triple Crown. Only two players have been able to complete a Grand Slam in professional bowling. This shows how hard major tournaments are to win on the PBA Tour.

The Awards

To have an award on the PBA Tour, a bowler must be the best at something rather than having the highest average, the most points or being a good sportsman. He or she is the best at one of these tasks. Being one of the best bowlers in the world is a hard mission to take on. To be great at one thing, to be a great bowler and to be the best at one particular thing is exceptionally hard. Every season when the bowlers shoe up, they're hoping to be one of the greatest players of that season.

The Hall of Fame

To be in the Hall of Fame, a bowler has to have an outstanding career. They probably have a lot of titles, awards, and majors. These are the factors that go into determining if a player deserves to be in the PBA Hall of Fame. It is one of the greatest honors you can achieve getting into the Hall of Fame. Only a small percentage of the PBA membership is in the Hall of Fame. They know when they need to strike; and if they are struggling, they know what they need to do to get the ball into the one-three pocket to score. If a PBA member gets into the Hall of Fame, this tells me that they are one of the greatest to throw a bowling ball.

The Evolution of the PBA

When Eddie Elias founded the PBA, he wanted to incorporate all these factors in order for bowling to be considered a professional sport. It is definitely hard to be one of the best pro bowlers on the PBA Tour. There is a lot of talent on the PBA Tour, and all of them know how to strike. A little more than three years ago, the PBA came up with a top 50 greatest players of all time. This was a hard task to complete. The bowling writers and the PBA did a great job at figuring out who the top 50 were going to be. The 50 greatest are probably the best bowlers in the PBA's history. They definitely know how to strike and what they need to do when things aren't going their way. All in all, the PBA is the greatest bowling organization in the world.

The Top Twelve Events in PBA History

Est. 1958

Earl Anthony becoming first player to surpass \$1 million in career earnings.

Earl Anthony became the first player to surpass \$1 million at the PBA National Championship. This moment was important because Earl Anthony was the second superstar of the PBA. If a bowler is a superstar, he will become the first player to do something monumental. By him becoming the first millionaire, it makes him one of the legends.

Mark Roth winning 8 titles in 1 season.

Mark Roth was one of the great bowlers. To win 8 titles in one season is unheard of. This is what made him one of the greatest bowlers ever.

Jack Biondolillo bowling the 1st perfect game on national television.

Being the first bowler to bowl a perfect game on national television tells bowling fans that the best bowlers can perform on national television.

Walter Ray Williams, Jr. being the 1st player to go over the \$2 million mark in career earnings.

Walter Ray Williams, Jr. was the 2nd greatest bowler in PBA history. Just like Anthony, he was the first bowler to go over the \$2 million mark in career earnings. Being the first to surpass \$2 million in career earnings is a hard thing to accomplish on the PBA Tour.

Pete Weber winning a record 5 US Opens.

Pete Weber is perhaps the greatest player in PBA history without receiving a player of the year honor. Winning 5 US Open titles definitely makes him one of the greatest bowlers in the history of the PBA Tour.

Mike Aulby becoming the 1st bowler to win the Grand Slam and the Super Slam.

There have only been 2 bowlers who have completed the Grand Slam. When a bowler becomes the first bowler to win the Super Slam as well, he is saying that he is one of the best bowlers of all time.

Dick Weber becoming 1st bowler to win 5 titles in 5 decades.

Winning a title is a hard thing to do, but winning 5 titles in 5 different decades is an amazing feat. Overcoming different changes in the sport of bowling and winning with different equipment changes, that is one of the ways a bowler can say that he is one of the best bowlers of all time.

Kelly Kulick winning the Tournament of Champions.

Winning a PBA Tour title is a hard task to accomplish. There is so much talent. Winning a major is especially hard. For the first woman to win the Tournament of Champions as her first title is saying they are definitely ready to bowl on the PBA Tour.

Walter Ray Williams, Jr. surpassing the great Earl Anthony with 42 titles.

Only a handful of guys have won more than 30 titles on the PBA Tour. Surpassing the great Earl Anthony is monumental achievement.

Pete Weber becoming the first bowler to complete the Triple Crown twice.

At the 2013 ToC, Weber did what only six other bowlers have done before, only his was a second time, proving his dominance again 25 years later.

Walter Ray Williams becoming the first bowler to exceed the \$3 million mark in career earnings

After shattering Mike Aulby's single season record for earnings, Williams became the first bowler to go over the \$3 million mark in career earnings.

Duke winning three consecutive Majors.

After winning the last two Majors in '07-'08, Duke wins the PBA World Championship and becomes the first player in PBA history to win three Majors in a row.

Prize Funds of the PBA

Est. 1958

Every bowling tournament has a prize fund. Even our favorite pro bowlers have to compete for prize winnings. Over the years, the PBA has tried to entice the best bowlers in the world to compete for the top dollar. There has only been one tournament that has had a 1 million dollar purse. That tournament was the 2011 Tournament of Champions. The winner got two hundred fifty thousand dollars for winning the tournament. In the history of the PBA, the prize funds have increased. Recently, lack of sponsorship has decreased the funds. Hopefully, that will change in years to come.

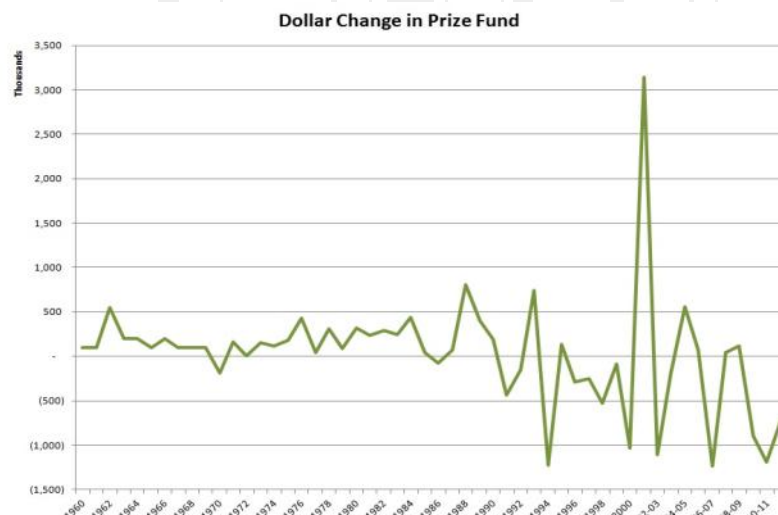
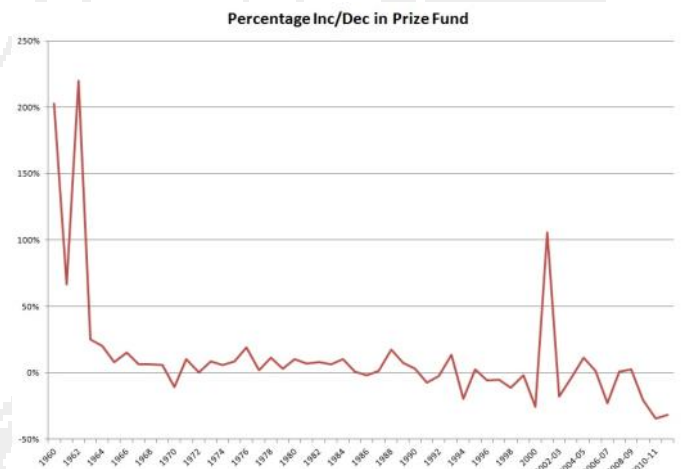
In the 1993 season, the PBA had the highest total purse that the bowlers could compete for. The amount was a little over 6 million dollars in prize money. This allowed a lot of pro bowlers to make a decent living. No matter how great a pro bowler is, he/she has to make a living.

The prize funds have steadily increased since the first meeting of the PBA in 1958, though the first tournament was not until 1959. 1963 brought a major drop in prize funds and stayed fairly steady until about 2002. In 2002-2003, there was an increase in sponsorship in the PBA. Therefore, the prize money also increased accordingly. From 1990 to 1994, the PBA had a steady amount of prize funds that the pro bowlers could compete for, averaging approximately 5 million dollars per year. The pros had a great four year stretch where they could make a decent living at throwing a bowling ball. The biggest jump was in 1962 at 225%. The lowest falls were in 2000 and 2007 at close to 25%.

For years, the PBA has been trying to come up with more prize money for the best bowlers in the world. However, if the lack of sponsorship is the problem, then the PBA has to figure out how they can best provide prize money for the bowler who wins a PBA title.

At the start of the millennium, bowlers and bowling fans were hoping that when Chris Peters, Rob Glaser and Mike Slade purchased the PBA that the prize money would increase. At the start of the new ownership, it was great, but in the past 2 years it has sadly gone back down.

In closing, the PBA prize fund has historically been good. Usually the winner gets 20-25% of the total purse. This is a good rule of thumb to go by for professional bowling tournament prize funds. Bowlers would rather see the prize money be spread out than to have one big tournament with a large purse. The PBA is by far the best bowling tournament in the world.



Top 50 Study

Est. 1958

When the PBA announced the Top 50 players of all time, I decided to come up with my own study.

The following chart contains television rank, titles, majors rank, earnings rank, and total rank. All of these categories had point totals and in each segment all 50 players had a point total. Wherever a player placed in a particular segment in a year, that player would receive points based on how high they finished. The total points they received were based cumulatively on how each bowler did each season. In each category, players were ranked (the lower number the better) bases on their career point totals for that category. The final rankings were the actual PBA rank and how my ranks compared against theirs.

As I was doing this, I realized what the bowling writers were challenged with. Yes, bowling fans can put every player that won three of one major in a group, but if you do that you forget about a bowler like Don Carter. I also think why Earl Anthony got the No. 1 spot in mine and not Walter Ray Williams, Jr. is because Anthony did it in a shorter period of time. An example of putting bowlers that won three of one major is a bowler like Dave Husted. I did not give any factor as to how many titles someone might have won in a season. I can tell the bowling writers and the PBA had a hard time coming up with the top 50 positioning.

With a few exceptions in the middle numbers, my rankings were similar to the PBA's, but there were a lot of minor differences.

Top 50 Study

Est. 1958

Josh's Rank	PBA Rank	Name	TV Appearances	Titles	Majors Rank	Earnings Rank	Award Rank	Total Rank	PBA RANK	DIFF. RANK
1	2	Walter Ray Williams Jr.	1	1	4	1	1	8	2	-1
2	1	Earl Anthony	3	2	1	2	3	11	1	1
3	4	Pete Weber	2	3	2	3	15	25	4	-1
4	5	Mark Roth	7	3	26	6	2	44	5	-1
5	6	Mike Aulby	9	7	2	6	15	39	6	-1
6	3	Dick Weber	19	6	6	5	24	60	3	3
7	9	Marshall Holman	4	11	6	6	7	34	9	-2
8	7	Norm Duke	6	7	5	10	4	32	7	1
9	10	Parker Bohn III	5	5	37	4	4	55	10	-1
10	23	Dave Husted	13	25	6	20	7	71	23	-13
11	24	Jason Couch	24	16	6	12	32	90	24	-13
12	21	Amleto Monacelli	13	25	6	20	7	71	21	-9
13	13	Brian Voss	8	15	37	14	7	81	13	0
14	8	Don Johnson	9	10	37	12	15	83	8	6
15	19	Dave Davis	25	9	26	10	15	85	19	-4
16	26	Chris Barnes	18	23	6	18	32	97	26	-10
17	15	Nelson Burton Jr	12	45	26	9	7	99	15	2
18	18	Wayne Webb	22	16	26	20	15	99	18	0
19	12	Billy Hardwick	11	12	37	15	24	99	12	7
20	16	Johnny Petraglia	43	16	14	15	15	103	16	4
21	36	Dave Ferraro	43	16	14	31	4	108	36	-15
22	20	Dave Soutar	25	45	14	20	7	111	20	2
23	25	Steve Cook	31	16	26	20	32	125	25	-2
24	43	Doug Kent	27	23	14	37	32	133	43	-19
25	29	Del Ballard Jr	33	45	6	20	32	136	29	-4
26	37	Larry Laub	37	31	6	31	32	137	37	-11
27	31	Wayne Zahn	17	35	37	20	32	141	31	-4
28	27	Jim Stefanich	47	31	14	45	7	144	27	1
29	17	Carman Salvino	42	25	26	37	15	145	17	12

[illegible]

PBA

PBA SCORING RECORDS

Est. 1958

TOTAL PINS

5-GAME BLOCK

1,350, Joel Reyes (Fountain Valley, CA, 2007)

6-GAME BLOCK

1,635, Norm Duke (Peoria, IL, 1994); Dave Wodka (Wichita, KS, 1998)

7-GAME BLOCK

1,883, Rhino Page (Baltimore, MD, 2007)

8-GAME BLOCK

2,165, Billy Hardwick (Japan, 1968)

9-GAME BLOCK

2,468 Eugene McCune (Las Vegas, 2010)

12-GAME BLOCK

3,083, Mike Aulby (Baltimore, MD, 1996)

14-GAME BLOCK

3,647 Eugene McCune (El Paso, TX, 2005)

16-GAME BLOCK

4,116, Cassidy Schaub (Wichita, KS, 2009)

18-GAME BLOCK

4,696, Norm Duke (Peoria, IL, 1994)

24-GAME BLOCK

6,109, Pete Weber (Las Vegas, NV, 1996)

26-GAME BLOCK

6,783, Mike Aulby (Peoria, IL, 1995)

32-GAME BLOCK

8,016, Michael Machuga (Wichita, KS, 2009)

32-GAMES (with bonus pins)

8,166, Michael Machuga (Wichita, KS, 2009)

34-GAME BLOCK

8,740, Mike Aulby (Peoria, IL, 1995)

40-GAME BLOCK

10,081, Michael Machuga (Wichita, KS, 2009)

40-GAMES (with bonus pins)

10,411, Michael Machuga (Wichita, KS, 2009)

42-GAME BLOCK

10,544, Mike Aulby (Peoria, IL, 1995)

42 GAMES (with bonus pins)

11,124, Mike Aulby (Peoria, IL, 1995)

48-GAME BLOCK

11,888, Patrick Allen (Wichita, KS, 2009)

48 GAMES (with bonus pins)

12,308, Patrick Allen, Wichita, KS, 2009)

56-GAME BLOCK

13,540, Parker Bohn III (Las Vegas, NV, 1999)

56 GAMES (with bonus pins)

13,990, Parker Bohn III (Las Vegas, NV, 1999)

64-GAME BLOCK

14,924, Parker Bohn III (Akron, OH, 1999)

64 GAMES (with bonus pins)

15,479, Parker Bohn III (Akron, OH, 1999)

ROUND-ROBIN MATCH PLAY

HIGH SCORE FOR 24TH QUALIFIER (18 games)

4,231, Rick Steelsmith and Matt Smith (Erie, PA., 1999)

TWENTY-FOURTH PLACE (MATCH PLAY) TO TITLE

Dave Soutar (Buffalo, NY, 1974);
Larry Laub (Adelphi, MD, 1979);
Pete Couture (Syracuse, NY, 1980);
Wayne Webb (Windsor Locks, CT, 1981);
Steve Martin (Buffalo, NY, 1982);
Les Zikes (Waukegan, IL, 1983);
Pete Weber (Windsor, Ontario, 1984);
Dale Eagle (Seattle, WA, 1986);
Brian Voss (Merritt Island, FL, 1989);
Mike Aulby (Atlantic City, NJ, 1989);
Mike Aulby (Edmond, OK, 1989);
Pete Weber (Indianapolis, IN, 1991);
Bryan Goebel (Peoria, IL, 1994);
Walter Ray Williams Jr. (Rochester, NY, 1995)

BEST MATCH GAME RECORD (16-game format)

16-0, Mike McGrath (Paramus, NJ, 1969)

BEST MATCH GAME RECORD (18-game format)

16-2, Wes Malott (West Babylon, NY, 2008)

BEST MATCH GAME RECORD (24-game format)

22-2, George Pappas (Kansas City, MO, 1974)

HIGHEST FIRST PLACE MARGIN (after match play)

770 pins, Dave Davis (42 games, Palatine, IL, 1980)

HIGH AVERAGE FOR 32-GAME TOURNAMENT

247.50, Chris Barnes (Vernon Hills, IL, 2007)

HIGH AVERAGE FOR 42-GAME TOURNAMENT

251.28, Mike Aulby (Peoria, IL, 1995)

HIGH AVERAGE, 48-GAME TOURNAMENT

247.67, Patrick Allen (Wichita, KS, 2009)

HIGH AVERAGE, 56-GAME TOURNAMENT

241.78, Parker Bohn III (Las Vegas, NV, 1999)

TOP 24 FINISHES, SEASON

28, Harry Smith and Dick Weber (1963)

BEST TOP 24 QUALIFYING PERCENTAGE, SEASON

89.7%, Mark Roth (1977)

CONSECUTIVE TOP 24 FINISHES

23, Dick Weber (1963)

OTHER SCORING RECORDS

CONSECUTIVE 200s, INDIVIDUAL

79, Mike Scroggins, over two tournaments (Council Bluffs, IA; Milwaukee, WI, 2005)

200s IN ONE TOURNAMENT, INDIVIDUAL

56, John Denton (Sterling Heights, MI, 1980)

CONSECUTIVE 300s

3, Norm Duke, over two rounds (North Brunswick, NJ, April, 10, 1996)

300s IN SIX-GAME BLOCK, INDIVIDUAL

3, Charlie Standish (Peoria, IL, 1995)

300s IN SEVEN-GAME BLOCK, INDIVIDUAL

2, Michael Haugen Jr. (Council Bluffs, IA, 2005)

Jason Couch (Council Bluffs, IA, 2005);

Mika Koivuniemi (Hammond, IN, 2006);

Ryan Shafer (Vernon Hills, IL, 2006);

Tim Criss (Baltimore, MD, 2006)

Brian Kretzer (Norwich, CT, 2008)

300s IN EIGHT-GAME BLOCK, INDIVIDUAL

3, Dave D'Entremont (Peoria, IL, 1995)

300s ONE TOURNAMENT, INDIVIDUAL

4, Walter Ray Williams Jr. (Mechanicsburg, PA, 1993);

Dave D'Entremont (Peoria, IL, 1995);

John Bauerle Jr. (Erie, PA, 1999)

300s ONE TOURNAMENT, ALL PLAYERS

31, Wichita, KS, 2009

300s ON PBA TOUR IN ONE SEASON, ALL PLAYERS

210 (1993)

300s IN ONE SEASON, INDIVIDUAL

8, Kelly Coffman (1994);

Dave D'Entremont (1995);

Eric Forkel (1995);

Steve Hoskins (1998);

Parker Bohn III (1999)

PBA

OTHER SCORING RECORDS

Est. 1958

CONSECUTIVE TOURNAMENTS WITH AT LEAST ONE 300

3, Jim Stefanich (Waukegan, IL; Grand Rapids, MI; South Bend, IN, 1972);
Steve Wunderlich (Garden City, NY; Windsor Locks, CT; Akron, OH, 1986);
Mike Miller (Taylor, MI; Torrance, CA; and Las Vegas, NV, 1990-91);
John Mazza (Las Vegas, NV, 1996; Reno, NV; Austin, TX, 1997);
Randy Pedersen (Grand Rapids, MI; Springfield, PA; Syosset, NY, 2002)

THREE-GAME SERIES

889, Jason Hurd (Tournament of Champions, Overland Park, KS; 1999)

HIGH AVERAGE, SEASON

228.47, Norm Duke, 2006-07

300-300 TIES IN MATCH PLAY

(300-300) Tom Baker vs. Pete Weber (Denver, CO, 1981);
Purvis Granger vs. Norm Duke (Las Vegas, NV, 1987);
David Ozio vs. Mike Edwards (San Antonio, TX, 1993);
Doug Wallace vs. Norm Duke (Kennewick, WA, 1995)

BIGGEST MARGIN OF VICTORY, ROUND ROBIN MATCH PLAY

172 pins, Larry Laub, 299; Mark Estes, 118 (Waukegan, IL, 1975)

MOST STRIKES TO OPEN TOURNAMENT

23, Jim Tilton (Windsor, Ontario, Canada, Aug. 4, 1985)

MOST CONSECUTIVE GAMES, SAME SCORE

8 (202), Stan Kodish (Toledo, Ohio, March 9, 1988)

EARNINGS AND TITLES

MOST TITLES IN CAREER

47, Walter Ray Williams Jr.

MOST TITLES IN ONE SEASON

8, Mark Roth (1978)

MOST CONSECUTIVE TITLES (SINGLES ONLY)

3, Dick Weber (1959-60*)

Dick Weber (1961)

Johnny Petraglia (1971#)

* - Over two seasons

- Tournament leader in all three events

MOST EARNINGS LIFETIME

\$4,144,672, Walter Ray Williams Jr.

PBA TOUR EARNINGS, SEASON

\$419,700, Walter Ray Williams Jr. (2002-03)

ROOKIE EARNINGS, SEASON

\$84,811, Rhino Page (2008)

MOST EARNINGS IN ONE SEASON WITHOUT A TITLE

\$153,306, Pete McCordic (1987)

MOST CASHES, SEASON

34, Tommy Hudson (1977)

MOST MAJOR TITLES IN CAREER

10 Earl Anthony and Pete Weber

MOST MAJOR TITLES IN SEASON

2, Bob Strampe (1964)

Wayne Zahn (1966)

Mike Limongello (1971)

Earl Anthony (1974)

Mark Roth (1984)

Mike Aulby (1989)

Mike Aulby (1995)

Walter Ray Williams Jr. (2002-03)

Doug Kent (2006-07)

Norm Duke (2007-08)

**Most Career Championship Round Appearances Title %
& Best Championship Record Title %**

Bowler	Appearances	Titles	CRA Title %
Earl Anthony	114	43	37.72%
Mark Roth	93	34	36.56%
Norm Duke	109	37	33.94%
Parker Bohn III	111	33	33.63%
Walter Ray Williams, Jr	174	47	27.01%
Marshall Holman	105	22	21.00%

Doubles shows and PBA50/Senior Tour shows not included

Bowler	Appearances	Winning %	Titles	CRA Title %
Jim Pencak	12	73.33	4	33.33
Dick Ritger	33	68.96	20	60.61
Tommy Jones	31	68.42	14	45.16
Gary Skidmore	17	67.64	6	35.29
Paul Colwell	12	66.66	10	83.33
Steve Neff	10	66.66	4	40.00
Steve Martin	20	65.00	7	35.00
Tom Crites	12	63.15	5	41.66
Randy Pedersen	31	62.74	13	41.94
Steve Hoskins	30	62.71	7	23.33

Career Arena Titlist Best Percentage Career

Bowler	Appearances	Titles	%
Doug Kent	6	4	66.67%
Jason Couch	6	3	50%
Danny Wiseman	8	3	37.5%
Bob Learn Jr	6	2	33.33%
Patrick Allen	6	2	33.33%

Career Arena Best Winning %

Bowler	Win	Loss	%
Tommy Jones	9	3	75%
Osku Palermaa	7	3	70%
Jason Couch	7	3	70%
Patrick Allen	7	4	64%
Ryan Shafer	7	4	64%

MOST CAREER MAJOR TITLES

<u>No.</u>	<u>Name</u>	<u>Number of Titles</u>	<u>Majors Won</u>
1.	Earl Anthony	10	6 NC, 2 Masters, 2 TOC
	Pete Weber	10	5 US, 2 NC, 2 TOC, 1 TPC
3.	Mike Aulby	8	3 Masters, 2 NC, 1 US, 1 TOC, 1 TPC
	Walter Ray Williams, Jr.	8	3 NC/WC, 2 US, 2 Masters, 1 TPC
4.	Norm Duke	7	3 NC/WC, 1 Masters, 2 US, 1 TOC
5.	Don Carter	6	4 All-Stars, 1 Masters, 1 NC
6.	Del Ballard Jr.	4	2 US, 1 Masters, 1 TOC
	Jason Couch	4	3 TOC, 1 TPC
	Dave Davis	4	2 NC, 2 TOC
	Marshall Holman	4	2 TOC, 2 US
	Dave Husted	4	3 US, 1 TPC
	Doug Kent	4	2 Masters, 2 WC
	Dick Weber	4	4 All-Stars
13.	Mika Koivuniemi	3	1 Masters, 1 US, 1 TOC

Major Championship Round Streak

Rank	Bowler	Tournament	# of Consecutive Events	Years
1	Don Johnson	Tournament of Champions	5	67-71
	Earl Anthony	PBA National Championship	5	71-75
3	Pete Weber	PBA National Championship	4	86-89
	Walter Ray Williams Jr.	U.S. Open	4	01, 03, 04, 05
	Mike Aulby	Tournament of Champions	4	86-89
6	Mike Durbin	Tournament of Champions	3	82-84
	Dick Weber	BPAA Allstar	3	61-63
	Mark Roth	PBA National Championship	3	77-79
	Harry Smith	USBC Masters	3	63-65
	Billy Hardwick	BPAA Allstar	3	68-70

BPAA Allstar is formally know as the US Open. The PBA National Championship is the original name for the PBA World Championship. The name was changed in 2002

Multiple Majors in a Single Season

Est. 1958

PROFESSIONAL BOWLERS ASSOCIATION

Bowler	Year	Majors won
Bob Strampe	1964	WC, BPAA All Star
Wayne Zahn	1966	World Championship, TOC
Mike Limongello	1971	World Championship, U.S. Open
Earl Anthony	1974	World Championship, TOC
Mark Roth	1984	U.S. Open, TPC
Mike Aulby	1989	US, Masters
Mike Aulby	1995	TOC, Masters
Walter Ray Williams Jr.	2002-03	World Championship, U.S. Open
Doug Kent	2006-07	Masters, World Championship
Norm Duke	2007-08	World Championship, U.S. Open

Triple Crown Winners

Bowler	Year of PBA World	Year of U.S. Open	Year of TOC
Mike Aulby	1979	1989	1995
Pete Weber	1989 and 1998	1988 and 1991	1987 and 2013
Norm Duke	2000	2008	1994
Johnny Petraglia	1980	1977	1971
Billy Hardwick	1963	1969	1965
Chris Barnes	2011	2005	2006

Number of Career Majors Won and Championship Round Appearances

Bowler	Number of Appearances	Number of majors won	Percent of total
Mike Aulby	20	8	40%
Norm Duke	18	7	39%
Pete Weber	28	10	36%
Billy Hardwick	7	3	43%
Johnny Petraglia	8	3	38%
Chris Barnes	18	3	17%
Earl Anthony	24	10	42%
Doug Kent	8	4	50%
Marshall Holman	10	4	40%
Dave Davis	17	4	24%
Walter Ray Williams Jr.	23	8	35%
Don Carter	10	6	60%
Del Ballard Jr.	9	4	44%
Joe Berardi	3	3	100%
Bob Strampe Sr.	6	3	50%
Steve Cook	7	3	43%
Mika Koivuniemi	12	3	25%
Dave Husted	10	4	40%
Jason Couch	11	4	36%
Dick Weber	20	4	20%
Mike Durbin	11	3	27%
Mike McGrath	3	3	100%
Dick Hoover	4	3	75%
Billy Welu	6	3	50%
Dave Ferraro	7	3	43%
Jim Godman	7	3	43%
Mark Williams	9	3	33%
Wayne Zahn	10	3	30%
Connie Schwoegler	2	2	100%
Junie McMahon	2	2	100%
Mike Limongello	3	2	67%
Paul Colwell	3	2	67%
Ron Palombi Jr.	3	2	67%
Tom Crites	3	2	67%
Andy Varipapa	4	2	50%
Billy Golembiewski	4	2	50%
Steve Hoskins	4	2	50%
Sean Rash	5	2	40%
Ernie Schlegel	6	2	33%
Mike Scroggins	6	2	33%
Harry Smith	7	2	29%
Patrick Allen	7	2	29%
Tommy Jones	7	2	29%
Dave Soutar	9	2	22%
Don Johnson	9	2	22%
Jim Stefanich	9	2	22%
Nelson Burton Jr.	12	2	17%
Parker Bohn III	14	2	14%
Mark Roth	19	2	11%

Number of Career Majors Won and Championship Round Appearances

Bowler	Number of Appearances	Number of majors won	Percent of total
Bill Beach	1	1	100%
Bob Chamberlain	1	1	100%
Buddy Bomar	1	1	100%
Doug Myers	1	1	100%
Duane Fisher	1	1	100%
Eugene Elkins	1	1	100%
Jim Chestney	1	1	100%
John Crimmons	1	1	100%
John Gant	1	1	100%
Lou Scalia	1	1	100%
Marc McDowell	1	1	100%
Mark Fahy	1	1	100%
Mike Lastowski	1	1	100%
Ned Day	1	1	100%
Neil Burton	1	1	100%
Randy Lightfoot	1	1	100%
Robert Lawrence	1	1	100%
Rudy Habetler	1	1	100%
Steve Martin	1	1	100%
Tom Hennessey	1	1	100%
Warren Nelson	1	1	100%
Kelly Kulick	1	1	100%
Tom Hess	1	1	100%
Bill Tucker	2	1	50%
Bob Learn Jr.	2	1	50%
Bobby Cooper	2	1	50%
Carmen Salvino	2	1	50%
David Traber	2	1	50%
Don Glover	2	1	50%
Ed Ressler	2	1	50%
George Branham III	2	1	50%
Jim Pencak	2	1	50%
Lee Jouglard	2	1	50%
Mike Berlin	2	1	50%
Paul Moser	2	1	50%
Scott Alexander	2	1	50%
Steve Nagy	2	1	50%
Willard Taylor	2	1	50%
Osku Palermaa	2	1	50%
Butch Soper	3	1	33%
Buzz Fazio	3	1	33%
Chris Warren	3	1	33%
Dennis Horan Jr.	3	1	33%
Frank Ellenburg	3	1	33%
Rick Steelsmith	3	1	33%
Bryon Smith	3	1	33%
Michael Haugen Jr.	3	1	33%
Bill O'Neil	3	1	33%
Tom Smallwood	3	1	33%
Wes Malott	3	1	33%

Number of Career Majors Won and Championship Round Appearances

Bowler	Number of Appearances	Number of majors won	Percent of total
Bryan Goebel	4	1	25%
Joe Joseph	4	1	25%
Joe Wilman	4	1	25%
John Guenther	4	1	25%
Mike Miller	4	1	25%
Robert Smith	4	1	25%
Steve Wunderlich	4	1	25%
Tommy Hudson	4	1	25%
Michael Fagan	4	1	25%
Bill Lillard	5	1	20%
Justin Hromek	5	1	20%
Patrick Healey Jr.	5	1	20%
Randy Pedersen	5	1	20%
Ray Bluth	5	1	20%
Steve Neff	5	1	20%
Tim Criss	5	1	20%
Dave D'Entremont	6	1	17%
Les Schissler	6	1	17%
Pete Tountas	6	1	17%
Steve Jaros	7	1	14%
Tom Baker	7	1	14%
Wayne Webb	7	1	14%
Danny Wiseman	8	1	13%
Eric Forkel	8	1	13%
Larry Laub	8	1	13%
Jason Belmonte	8	1	13%
Amleto Monacelli	10	1	10%
Gary Dickinson	11	1	9%
David Ozio	12	1	8%
Brian Voss	15	1	7%
George Pappas	16	1	6%

	Super Slam winner
	Grand Slam winner
	Triple Crown winner
	More than one Major at more than one Major Tournament
	Three Majors without a triple crown, grand slam, or super slam
	Three or more at a single Major Tournament
	More than one Major won
	Only one Major

Bowlers without Majors

Est. 1958

Bowler	Appearances without a Major
Ryan Shafer	14
Jess Stayrook	7
Teata Semiz	7
Dave Arnold	6
Dick Ritger	6
Gary Mage	6
Mark Baker	6
Roger Bowker	6
Tony Westlake	6
Don Genalo	5
Barry Asher	4
Gil Sliker	4
Guppy Troup	4
Harry Sullins	4
Jeff Lizzi	4
Bill Johnson	3
Bill Spinger	3
Brian Himmler	3
Jack Jurek	3
Jeff Mattingly	3
Joe Firpo	3
Pete Couture	3
Phil Ringener	3
Rhino Page	3
Ricky Ward	3
Ryan Ciminelli	3
Sam Flanagan	3
Scott Devers	3
Ted Hannahs	3
Tim Harahan	3
Tom Harnisch	3
Adam Colton	2
Andres Gomez	2
Bob Handley	2
Brian Kretzer	2
Chris Loschetter	2
Dan MacLelland	2
Del Warren	2
Dennis Jacques	2
Don Ellis	2
Don Mcune	2
Ed Lubanski	2
Fred Conner	2
Fred Lening	2
Jack Biondolillo	2
Jay Robinson	2
Joe Salvemini	2
John Wilcox	2
Joseph Groskind	2

Bowler	Appearances without a Major
Larry Lichstein	2
Lonnie Waliczek	2
Mark Thayer	2
Martin Letscher	2
Marty Piraino	2
Mike DeVaney	2
Mike Edwards	2
Richard Wolfe	2
Ron Bell	2
Roy Buckley	2
Sam Zurich	2
Skee Foremsky	2
Skip Tucker	2
Steve Westberg	2
Stuart Williams	2
Tom Milton	2
Tommy Tuttle	2
Tony Reyes	2
Adam Apo	1
Al Thompson	1
Alan Granat	1
Andy Neuer	1
Andy Rogoznica	1
Art Brown (a)	1
Art Trask	1
Bill Allen	1
Bill Cathey	1
Bill Coleman	1
Billy Young Jr.	1
Bob Belmont	1
Bob Benoit	1
Bob Collatos	1
Bob Hart	1
Bob Spaulding	1
Bob Vespi	1
Bobby Fleetwood	1
Bobby Meadows	1
Bobby Williams	1
Brad Snell	1
Brian Brazeau	1
Brian LeClair	1
Bryan Alpert	1
Bud Horn	1
Bus Oswalt	1
Carl Winfield	1
Charlie Venable	1
Chris Hayden	1
Chris Sand	1
Curt Schmidt	1

Bowlers without Majors

Est. 1958

Bowler	Appearances without a Major
Dale Eagle	1
Dale Seavoy	1
Dale Traber	1
Dan Eberl	1
Darrel Storkson	1
Darryl Sorber	1
Dave Kappel	1
Dennis Lane	1
Dick Battista	1
Dick Ciprich	1
D.J. Archer	1
Ed Bourdase	1
Eugene McCune	1
Gary Bower	1
Gary Van Meter	1
Gene Raffel	1
George Brooks	1
George Howard	1
George Lambert (a)	1
Gerald Loveless	1
Glenn Allison	1
Gus Lampo	1
Henry Gonzalez	1
Ildemaro Ruiz	1
James Ewald, Jr.	1
Jason Duran	1
Jason Williams (a)	1
Jeff Carter	1
Jerry McCoy	1
Jerry Miller	1
Jerry Walden	1
Jim Frazier	1
Jim Johnson Jr.	1
Jim Murtishaw	1
Jim St. John	1
Jimmy Mack	1
Joe Hutchinson	1
Joe Vito Buenrostro	1
John Denton	1
John Weltzien	1
Keith Smith	1
Ken Muscato (a)	1
Kent Wagner	1
Kevin Gillete	1
Lou Frantz	1
Mal Acosta	1
Mark Bowers	1
Mark Van Meter	1
Mike Fairchild	1

Bowler	Appearances without a Major
Mike Mullin	1
Mike Totsky	1
Mike Truit	1
Morrie Oppenheim	1
Nathan Bohr	1
Palmer Fallgren	1
Paul Fleming	1
Paul Gibson	1
Paul Koehler	1
Ray Edwards	1
Rickie Sajeck	1
Robbie Robinson	1
Rohn Morton	1
Ron Hamlin	1
Ron Papp	1
Ron Winger	1
Ronnie Gaudern	1
Ross Packard	1
Roy Lown	1
Sam Maccarone	1
Shannon Buchan (a)	1
Steve Brichta	1
Steve Anderson	1
Steve Harman	1
Todd Thompson	1
Tom Daugherty	1
Tommy Delutz	1
Tommy Kress	1
Tony Marrese	1
(a) = Amateur	

Stepladder Seed Position Analysis

Est. 1958

Position	1968		1969		1970		1971		1972	
1	7	50.00%	7	41.18%	5	38.46%	5	31.25%	4	26.67%
2	3	21.43%	6	35.29%	2	15.38%	5	31.25%	3	20.00%
3	2	14.29%	1	5.88%	3	23.08%	5	31.25%	1	6.67%
4	0	0.00%	3	17.65%	1	7.69%	0	0.00%	5	33.33%
5	2	14.29%	0	0.00%	2	15.38%	1	6.25%	2	13.33%
Total	14		17		13		16		15	
Position	1973		1974		1975		1976		1977	
1	7	30.43%	13	54.17%	11	45.83%	17	56.67%	7	36.84%
2	8	34.78%	3	12.50%	8	33.33%	6	20.00%	4	21.05%
3	2	8.70%	6	25.00%	2	8.33%	5	16.67%	4	21.05%
4	4	17.39%	1	4.17%	1	4.17%	1	3.33%	1	5.26%
5	2	8.70%	1	4.17%	2	8.33%	1	3.33%	3	15.79%
Total	23		24		24		30		19	
Position	1978		1979		1980		1981		1982	
1	8	44.44%	11	36.67%	13	40.63%	17	51.52%	12	40.00%
2	5	27.78%	10	33.33%	6	18.75%	7	21.21%	9	30.00%
3	2	11.11%	5	16.67%	6	18.75%	5	15.15%	4	13.33%
4	2	11.11%	2	6.67%	2	6.25%	3	9.09%	4	13.33%
5	1	5.56%	2	6.67%	5	15.63%	1	3.03%	1	3.33%
Total	18		30		32		33		30	
Position	1983		1984		1985		1986		1987	
1	18	52.94%	7	21.88%	19	52.78%	11	36.67%	17	51.52%
2	9	26.47%	10	31.25%	5	13.89%	8	26.67%	6	18.18%
3	4	11.76%	11	34.38%	5	13.89%	4	13.33%	7	21.21%
4	1	2.94%	2	6.25%	5	13.89%	4	13.33%	1	3.03%
5	2	5.88%	2	6.25%	2	5.56%	3	10.00%	2	6.06%
Total	34		32		36		30		33	
Position	1988		1989		1990		1991		1992	
1	12	37.50%	14	43.75%	18	52.94%	15	45.45%	16	45.71%
2	3	9.38%	7	21.88%	7	20.59%	10	30.30%	7	20.00%
3	7	21.88%	7	21.88%	4	11.76%	3	9.09%	5	14.29%
4	7	21.88%	2	6.25%	3	8.82%	0	0.00%	4	11.43%
5	3	9.38%	2	6.25%	2	5.88%	5	15.15%	3	8.57%
Total	32		32		34		33		35	
Position	1993		1994		1995		1996		1997	
1	21	61.76%	15	51.72%	13	43.33%	12	42.86%	9	32.14%
2	5	14.71%	6	20.69%	8	26.67%	5	17.86%	8	28.57%
3	4	11.76%	3	10.34%	2	6.67%	5	17.86%	4	14.29%
4	4	11.76%	2	6.90%	4	13.33%	3	10.71%	4	14.29%
5	0	0.00%	3	10.34%	3	10.00%	3	10.71%	3	10.71%
Total	34		29		30		28		28	

Stepladder Seed Position Analysis

Est. 1958

PROFESSIONAL BOWLERS ASSOCIATION

Position	1998		1999		Position	2000	%	2001-02	%
1	16	64.00%	12	46.15%	1	8	42.11%	7	63.64%
2	5	20.00%	5	19.23%	2	3	15.79%	4	36.36%
3	3	12.00%	7	26.92%	3	4	21.05%	0	0.00%
4	1	4.00%	1	3.85%	4	1	5.26%	0	0.00%
5	0	0.00%	1	3.85%	5	0	0.00%	0	0.00%
Total	25		26		6	0	0.00%	11	
					7	1	5.26%		
					8	2	10.53%		
					Total	19			

Position	2002-03	%	2003-04	%	2004-05	%	2005-06	%	2006-07	%
1	2	66.67%	2	66.67%	2	66.67%	0	0.00%	3	33.33%
2	1	33.33%	1	33.33%	1	33.33%	3	75.00%	3	33.33%
3	0	0.00%	0	0.00%	0	0.00%	0	0.00%	2	22.22%
4	0	0.00%	0	0.00%	0	0.00%	0	0.00%	1	11.11%
5	0	0.00%	0	0.00%	0	0.00%	1	25.00%	0	0.00%
Total	3		3		3		4		9	

Position	2007-08	%	2008-09	%	2009-10	%	2010-11	%	2011-12	%
1	5	55.56%	7	53.85%	2	28.57%	5	45.45%	2	33.33%
2	0	0.00%	2	15.38%	5	71.43%	2	18.18%	2	33.33%
3	3	33.33%	2	15.38%	0	0.00%	1	9.09%	1	16.67%
4	0	0.00%	1	7.69%	0	0.00%	3	27.27%	1	16.67%
5	1	11.11%	1	7.69%	0	0.00%	0	0.00%	0	0.00%
Total	9		13		7		11		6	

Totals By Decade				2012-13	%
No. 1 Seed	399	1970s	40.14%	7	35.00%
No. 2 Seed	205	1980s	42.92%	6	30.00%
No. 3 Seed	135	1990s	48.61%	4	20.00%
No. 4 Seed	77	2000s	49.83%	2	10.00%
No. 5 Seed	63	2010s	34.34%	1	5.00%
				20	

Seasonal Money Stats

Bowler	# of Top Ten Appearances	Highest Finish	# of Highest Finish	Average Finish in the Top Ten
Walter Ray Williams Jr.	21	1	7	3.86
Pete Weber	20	1	1	4.8
Norm Duke	15	1	4	4.27
Parker Bohn III	14	1	2	4.79
Chris Barnes	14	2	2	4.79
Earl Anthony	13	1	6	3.15
Marshall Holman	11	2	5	3.36
Dick Weber	11	1	4	3.81
Mark Roth	10	1	3	3
Mike Aulby	10	1	3	5
Brian Voss	10	1	1	5.5
Dave Davis	8	1	1	4.25
Don Johnson	8	1	1	4.75
Amleto Monacelli	8	1	1	4.75
Nelson Burton Jr.	7	2	2	4.71
Harry Smith	7	2	2	4.86
Jason Couch	7	2	1	5.71
Wayne Webb	7	1	1	5.86
Dave Husted	7	2	1	7.43
Mika Koivuniemi	7	1	2	3.71
Ray Bluth	6	2	2	5.17
Patrick Allen	6	1	1	5.67
Dave Soutar	6	3	2	6
Dick Ritger	6	4	2	6.17
Jonny Petraglia	6	1	1	6.67
Carmen Salvino	6	3	1	6.83
Roy Buckley	6	4	1	7.17
Billy Hardwick	5	1	1	3.2
Don Carter	5	1	2	3.4
Jim Stefanich	5	1	1	3.4
Tommy Jones	6	1	1	4
Larry Laub	5	2	1	4.4
Wes Malott	6	3	1	6.2
Tom Baker	5	4	1	6.4
Dave Ferraro	5	4	2	6.4
Mike Durbin	5	3	1	7.2
George Pappas	5	5	1	7.2
Danny Wiseman	5	4	1	7.2

Seasonal Money Stats— Continued

Bowler	# of Top Ten Appearances	Highest Finish	# of Highest Finish	Average Finish in the Top Ten
Ryan Shafer	5	2	1	7.8
Doug Kent	4	1	1	4.75
Mike Scroggins	4	3	3	4.75
Billy Golembiewski	4	6	2	5.75
Steve Cook	4	3	1	6.5
Gary Dickinson	4	5	1	6.75
Joe Beradi	4	4	2	6.75
Jim St. John	4	3	1	7
Pete Couture	4	6	1	7
Bill Allen	3	2	1	3
Del Ballard Jr.	3	2	1	3
Wayne Zahn	3	1	1	3.67
Sean Rash	4	1	2	3
Jim Godman	3	2	1	4
Dave D'Entremont	3	2	1	4
Bob Strampe	3	1	1	4.33
Tommy Hudson	3	2	1	4.67
Bill O'Neill	3	2	1	5
Barry Asher	3	2	1	5.33
Mark Williams	3	5	2	5.33
Billy Welu	3	4	1	5.67
Ed Ressler Jr.	3	4	1	5.67
Steve Hoskins	3	3	1	5.67
Joe Joseph	3	3	1	6
Mike Fagan	3	3	1	6.67
Mike McGrath	3	1	1	7
Mark Baker	3	6	2	7.33
Steve Jaros	3	6	2	7.33
Jess Stayrook	3	4	1	7.67
Tim Criss	3	4	1	7.67
John Guether	3	7	1	8.33
Tony Westlake	3	8	1	9
David Ozio	2	1	1	3
Eric Forkel	2	2	1	3
John Mazza	2	2	1	3.5
Bob Learn Jr.	2	2	1	3.5
Les Schissler	2	3	1	4.5
Tom Smallwood	2	3	1	4.5
Bob Benoit	2	2	1	5
Rhino Page	2	2	1	5.5

Seasonal Money Stats—Continued

Bowler	# of Top Ten Appearances	Highest Finish	# of Highest Finish	Average Finish in the Top Ten
Glenn Allison	2	6	2	6
Jim Pencak	2	6	2	6
Dick Allen	2	2	1	6
Tom Hennessey	2	3	1	6.5
Andy Marzich	2	6	1	6.5
Patrick Healy Jr.	2	5	1	6.5
Steve Martin	2	6	1	7
Don Genalo	2	5	1	7.5
George Howard	2	7	1	8.5
Jack Biondolillo	2	7	1	8.5
Skee Foremsky	2	8	1	8.5
Randy Pedersen	2	8	1	8.5
Robert Lawrence	2	7	1	8.5
Ricky Ward	2	8	1	8.5
Robert Smith	2	7	1	8.5
Paul Colwell	2	9	2	9
Gil Sliker	2	9	2	9
Brad Angelo	2	9	2	9
Steve Neff	2	9	1	9.5
Andres Gomez	2	10	2	10.
Don McCune	1	1	1	1
Marc McDowell	1	1	1	1
Chris Warren	1	2	1	2
Gus Lampo	1	3	1	3
Tom Milton	1	3	1	3
Pete McCordic	1	3	1	3
Bryan Goebel	1	3	1	3
Steve Wilson	1	3	1	3
Bob Chase	1	4	1	4
Roy Lown	1	4	1	4
Mike Limongello	1	4	1	4
Ted Hannahs	1	4	1	4
Ron Palombi Jr.	1	4	1	4

Seasonal Money Stats—Continued

Bowler	# of Top Ten Appearances	Highest Finish	# of Highest Finish	Average Finish in the Top Ten
Ron Williams	1	4	1	4
Lou Campi	1	5	1	5
Steve Nagy	1	5	1	5
Bill Tucker	1	5	1	5
Curt Schimdt	1	5	1	5
Mike Berlin	1	5	1	5
Art Trask	1	5	1	5
Gary Skidmore	1	5	1	5
Bob Vespi	1	5	1	5
Bryon Smith	1	5	1	5
Jason Belmonte	2	3	1	4
Osku Palermaa	1	5	1	5
Alex Seymore	1	6	1	6
Rick Sajek	1	6	1	6
Ed Lubanski	1	7	1	7
Earl Johnson	1	7	1	7
Lonnie Waliczek	1	7	1	7
Ryan Ciminelli	1	7	1	7
Don Lane	1	8	1	8
Guppy Troup	1	8	1	8
Steve Wunderlich	1	8	1	8
George Branham III	1	8	1	8
David Traber	1	8	1	8
Rich Robinette	1	9	1	9
Dick Hoover	1	9	1	9
Buzz Fazio	1	9	1	9
Gene Rhoda	1	9	1	9
Don Glover	1	9	1	9
Bill Beach	1	9	1	9
Ernie Schlegel	1	9	1	9
Bob Handley	1	9	1	9
Tom Crites	1	9	1	9
Kent Wagner	1	9	1	9
Harry Sullins	1	9	1	9
Dave Arnold	1	9	1	9
Tony Reyes	1	9	1	9
Michael Haugen Jr.	1	9	1	9
Dan MacLelland	1	9	1	9
Bill Bunetta	1	10	1	10

Seasonal Money Stats—Continued

Est. 1958

Bowlers	# of Top Ten Appearances	Highest Finish	# of Highest Finish	Average Finish in the Top Ten
Jerry McCoy	1	10	1	10
Jay Robinson	1	10	1	10
Jim Robinson	1	10	1	10
Bill Spigner	1	10	1	10
Mike Miller	1	10	1	10
Justin Hromek	1	10	1	10
Dom Barrett	1	5	1	5
Scott Norton	1	9	1	9

Seasonal Money Stats

Est. 1958

'59	Bowler	Money	'60	Bowler	Money	'61	Bowler	Money
1	Dick Weber	\$7,642	1	Don Carter	\$22,525	1	Dick Weber	\$26,280
5	Lou Campi	\$5,575	5	Steve Nagy	\$6,800	5	Bill Tucker	\$15,297
10	Tom Hennessey	\$2,945	10	Bill Bunetta	\$5,575	10	Harry Smith	\$8,777
'62	Bowler	Money	'63	Bowler	Money	'64	Bowler	Money
1	Don Carter	\$49,972	1	Dick Weber	\$46,333	1	Bob Strampe	\$33,592
5	Ray Bluth	\$25,162	5	Billy Welu	\$31,922	5	Dick Weber	\$23,170
10	George Howard	\$18,825	10	Jack Biondolillo	\$21,187	10	Carmen Salvino	\$18,195
'65	Bowler	Money	'66	Bowler	Money	'67	Bowler	Money
1	Dick Weber	\$47,675	1	Wayne Zahn	\$54,720	1	Dave Davis	\$54,165
5	Dave Davis	\$23,190	5	Nelson Burton, Jr	\$23,190	5	Wayne Zahn	\$29,380
10	Jerry McCoy	\$19,735	10	Don Johnson	\$17,605	10	Mike Durbin	\$23,035
'68	Bowler	Money	'69	Bowler	Money	'70	Bowler	Money
1	Jim Stefanich	\$67,375	1	Billy Hardwick	\$64,160	1	Mike	\$52,049
5	Wayne Zahn	\$38,067	5	Jim Stefanich	\$37,183	5	Dave Davis	\$39,460
10	John Guenther	\$25,892	10	Mike McGrath	\$28,650	10	Johnny	\$31,747
'71	Bowler	Money	'72	Bowler	Money	'73	Bowler	Money
1	Johnny	\$85,065	1	Don Johnson	\$56,648	1	Don McCune	\$69,000
5	Earl Anthony	\$40,105	5	Curt Schmidt	\$36,184	5	Earl Anthony	\$45,183
10	Dick Weber	\$31,370	10	Mike McGarth	\$32,736	10	Jay Robinson	\$35,613
'74	Bowler	Money	'75	Bowler	Money	'76	Bowler	Money
1	Earl Anthony	\$99,585	1	Earl Anthony	\$107,585	1	Earl Anthony	\$110,833
5	Dick Ritger	\$46,385	5	Roy Buckley	\$48,572	5	Gary Dickinson	\$50,923
10	Dick Weber	\$35,772	10	Steve Neff	\$37,030	10	Jim Robinson	\$39,200

Seasonal Money Stats

Est. 1958

'77	Bowler	Money	'78	Bowler	Money	'79	Bowler	Money
1	Mark Roth	\$105,583	1	Mark Roth	\$134,500	1	Mark Roth	\$124,517
5	Mike Berlin	\$54, 585	5	Nelson Burton, Jr	\$69,957	5	George Pappas	\$67,500
10	Bill Spigner	\$41,251	10	Dave Davis	\$43,710	10	Wayne Webb	\$43,339
'80	Bowler	Money	'81	Bowler	Money	'82	Bowler	Money
1	Wayne Webb	\$116,700	1	Earl Anthony	\$164,735	1	Earl Anthony	\$134,760
5	Tom Baker	\$63,725	5	Wayne Webb	\$100,520	5	Wayne Webb	\$92,963
10	Earl Anthony	\$59,481	10	Mike Aulby	\$61,875	10	Steve Cook	\$77,915
'83	Bowler	Money	'84	Bowler	Money	'85	Bowler	Money
1	Earl Anthony	\$135,605	1	Mark Roth	\$158,712	1	Mike Aulby	\$201,200
5	Mike Durbin	\$85,175	5	Gary Skidmore	\$104,918	5	Mark Williams	\$123,013
10	Don Genalo	\$70,465	10	Mark Baker	\$90,240	10	Mike Durbin	\$69,865
'86	Bowler	Money	'87	Bowler	Money	'88	Bowler	Money
1	Walter Ray Williams, Jr	\$145,550	1	Pete Weber	\$179,516	1	Brian Voss	\$225,485
5	Don Genalo	\$93,125	5	Walter Ray Williams, Jr	\$143,873	5	Mark Williams	\$140,999
10	Mike Aulby	\$77,100	10	Dave Ferraro	\$95,023	10	Joe Berardi	\$115,910
'89	Bowler	Money	'90	Bowler	Money	'91	Bowler	Money
1	Mike Aulby	\$298,237	1	Amelto Monacelli	\$204,775	1	David Ozio	\$225,585
5	Dave Ferraro	\$137,907	5	Brian Voss	\$143,370	5	Pete Weber	\$144,945
10	Jess Stayrock	\$109,445	10	Tony Westlake	\$104,873	10	Mike Miller	\$99,663

Seasonal Money Stats

Est. 1958

'92	Bowler	Money	'93	Bowler	Money	'94	Bowler	Money
1	Marc McDowell	\$176,215	1	Walter Ray Williams, Jr	\$296,370	1	Norm Duke	\$273,752
5	Bob Vespi	\$136,780	5	Brian Voss	\$147,735	5	John Mazza	\$129,500
10	Robert Lawrence	\$95,880	10	Dave Husted	\$118,885	10	Justin Hromek	\$110,731
'95	Bowler	Money	'96	Bowler	Money	'97	Bowler	Money
1	Mike Aulby	\$219,792	1	Walter Ray Williams, Jr	\$244,630	1	Walter Ray Williams, Jr	\$240,544
5	David Ozio	\$126,130	5	Mike Aulby	\$115,225	5	Amleto Monacelli	\$131,205
10	Dave Husted	\$112,015	10	David Husted	\$102,095	10	Wayne Webb	\$97,970
'98	Bowler	Money	'99	Bowler	Money	'00	Bowler	Money
1	Walter Ray Williams, Jr	\$238,225	1	Parker Bohn III	\$232,595	1	Norm Duke	\$136,900
5	Norm Duke	\$106,095	5	Bob Learn, Jr	\$92,498	5	Chris Barnes	\$103,900
10	Steve Jaros	\$77,270	10	Tim Criss	\$75,060	10	Mika Koi-vuniemi	\$63,125
'01-02	Bowler	Money	'02-03	Bowler	Money	'03-04	Bowler	Money
1	Parker Bohn III	\$245,200	1	*Walter Ray Williams, Jr	\$419,700	1	Mika Koi-vuniemi	\$238,590
5	Mika Koi-vuniemi	\$158,550	5	Bryon Smith	\$136,700	5	Patrick Healey, Jr	\$174,600
10	Ryan Shafer	\$132,200	10	Ryan Shafer	\$100,740	10	Robert Smith	\$108,750
'04-05	Bowler	Money	'05-06	Bowler	Money	'06-07	Bowler	Money
1	Patrick Allen	\$350,740	1	Tommy Jones	\$301,700	1	Doug Kent	\$200,530
5	Mika Koi-vuniemi	\$163,800	5	Chris Barnes	\$174,700	5	Chris Barnes	\$127,407
10	Parker Bohn III	\$109,900	10	Jason Couch	\$119,800	10	Jason Couch	\$100,800

* Highest Seasonal Earnings

Top 50 PBA Career Earnings

Est. 1958

Pos.	Name	Career Winnings
1	Walter Ray Williams Jr.	4,489,182.00
2	Pete Weber	3,708,042.00
3	Norm Duke	3,093,235.00
4	Parker Bohn III	2,912,950.00
5	Brian Voss	2,479,463.00
6	Amleto Monacelli	2,236,029.00
7	Chris Barnes	2,101,131.00
8	Mike Aulby	2,097,520.00
9	Tom Baker	2,025,349.00
10	Jason Couch	1,766,112.00
11	Marshall Holman	1,707,790.00
12	Ryan Shafer	1,703,420.00
13	Steve Jaros	1,702,272.00
14	Mika Koivuniemi	1,687,114.00
15	Mark Roth	1,639,796.00
16	Wayne Webb	1,632,571.00
17	Dave Husted	1,628,013.00
18	Danny Wiseman	1,580,042.00
19	Doug Kent	1,530,083.00
20	David Ozio	1,499,881.00
21	Mike Scroggins	1,450,522.00
22	Patrick Allen	1,441,816.00
23	Earl Anthony *	1,441,061.00
24	Mark Williams	1,398,030.00
25	Bob Learn Jr.	1,375,208.00
26	Gary Dickinson	1,372,361.00
27	Dave D'Entremont *	1,371,803.00
28	Tommy Jones	1,355,263.00
29	Del Ballard Jr.	1,303,582.00
30	Mike Edwards	1,287,197.00
31	Dave Soutar	1,242,702.00
32	John Petraglia	1,230,260.00
33	Randy Pedersen	1,162,066.00
34	Ernie Schlegel	1,139,864.00
35	David Traber	1,135,651.00
36	Wes Malott	1,080,977.00
37	Hugh Miller	1,068,267.00
38	Eric Forkel	1,065,479.00
39	George Pappas	1,062,435.00
40	Dave Ferraro	1,052,296.00
41	Steve Hoskins	1,034,772.00
42	Dale Eagle	981,858.00
43	Bryan Goebel	981,642.00
44	Chris Warren	971,340.00
45	Pete Couture	959,339.00
46	Dick Weber *	956,832.00
47	Eugene McCune	947,685.00
48	Tim Criss *	943,830.00
49	Guppy Troup	943,733.00
50	Dave Arnold	920,088.00

Title Stats

Est. 1958

PROFESSIONAL BOWLERS ASSOCIATION

<u>Categories</u>	<u>Title Defenders (including 3-Peat winners)</u>	<u>3-Peat Title Defenders</u>	<u>Bowlers that have won the same tournament and/or in the same city</u>	<u>Back-to-back winners (including back -to-back-to-back wins)</u>	<u>Back-to-Back-to-Back Winners</u>	<u>Bowlers who have won the same tournament and/or in the same city three times</u>
# of Bowlers	28	3	57	37	3	15
# of Tournaments	78	15	286	70	12	22
Total Bowlers	319	319	319	319	319	319
Total Tournaments	1552	1552	1552	1552	1552	1552
% for Bowlers	8.78%	0.94%	17.87%	11.60%	0.94%	4.70%
% for Tournament	5.03%	0.97%	18.43%	4.51%	0.77%	1.42%

Champions by Season

Est. 1958

Event	Year	Location	State/County	Winner
Empire State	1959	Albany	NY	Lou Campi
Paramus-Eastern	1959	Paramus	NJ	Dick Weber
Dayton Open	1959	Dayton	OH	Dick Weber
Empire State	1960	Albany	NY	Dick Weber
Fairless Hills Open	1960	Fairless Hills	PA	Bill Bunetta
Paramus-Eastern	1960	Paramus	NJ	Don Carter
Showboat Invitational	1960	Las Vegas	NV	Tom Hennessey
Northern California Open	1960	San Francisco	CA	Earl Johnson
Southern California Open	1960	Los Angeles	CA	Morrie Oppenheim
PBA World Championship	1960	Memphis	TN	Don Carter
Empire State	1961	Albany	NY	Carmen Salvino
National Invitational	1961	Paramus	NJ	Roy Lown
All American	1961	Dallas	TX	Dick Weber
Shreveport Open	1961	Shreveport	LA	Dick Weber
Fred Magee Open	1961	Houston	TX	Dick Weber
El Paso PBA Open	1961	El Paso	TX	Harry Smith
Western Regional PBA Open	1961	Redondo Beach	CA	Dick Weber
San Jose PBA Open	1961	San Jose	CA	Dick Weber
Northern California Open	1961	San Francisco	CA	Vern Downing
Showboat Invitational	1961	Las Vegas	NV	George Howard
PBA World Championship	1961	Cleveland	OH	Dave Soutar
Benesch Open	1962	Argo	IL	Dick Weber
Puerto Rico Invitational	1962	Rio Piedras	Puerto Rico	Dick Weber
Empire State	1962	Albany	NY	Fred Lening
Philadelphia PBA Open	1962	Philadelphia	PA	Harry Smith
PBA Colt Open	1962	Baltimore	MD	Dick Hoover
Akron Coca-Cola PBA Open	1962	Akron	OH	Glen Blakesley
Cleveland Coca-Cola PBA Open	1962	Cleveland	OH	Skip Vigars
Winston-Salem Open	1962	Winston-Salem	NC	Al Savas
Birmingham PBA Open	1962	Birmingham	AL	Andy Rogoznica
Memphis PBA Open	1962	Memphis	TN	Glenn Allison
Houston PBA Open	1962	Houston	TX	Don Carter
Oak Hills PBA Open	1962	San Antonio	TX	Don Bickford
Coca-Cola PBA Open	1962	Oklahoma City	OK	Tom Hennessey
St. Louis Coca-Cola PBA Open	1962	St. Louis	MO	Joe Joseph

Champions by Season

Est. 1958

1962—Continued

San Jose PBA Open	1962	San Jose	CA	J.B. Solomon
Las Vegas PBA Open	1962	Las Vegas	NV	Dick Agee
Indianapolis PBA Open	1962	Indianapolis	IN	Billy Welu
PBA Tournament of Champions	1962	Indianapolis	IN	Joe Joseph
Canadian Open	1962	Montreal	Canada	Tom Hennessey
Santa Fair PBA Open	1962	Seattle	WA	Don Carter
Silver Lakes PBA Open	1962	Spokane	WA	Darylee Cox
Salt Lake City PBA Open	1962	Salt Lake City	UT	Glenn Allison
Southern California Open	1962	Long Beach	CA	Al Savas
Tucson Open	1962	Tucson	AZ	Don Carter
All-American Classic	1962	Dallas	TX	Ray Orf
Twin City PBA Open	1962	St. Paul	MN	Andy Marzich
Chicago PBA Open	1962	Chicago	IL	Ed Lubanski
Pontiac PBA Open	1962	Pontiac	MI	Carmen Salvino
Niagara Falls PBA Open	1962	Niagara Falls	NY	George Howard
Labor Day PBA Classic	1962	Latham	NY	Dick Downey
Rochester PBA Open	1962	Rochester	NY	Don Carter
PBA World Championship	1962	Philadelphia	PA	Carmen Salvino
Atlanta Coca-Cola PBA Open	1963	Atlanta	GA	Dennis Chapis
Charlotte N.C. PBA Open	1963	Charlotte	NC	Billy Golembiewski
Denver Coca-Cola PBA Open	1963	Denver	CO	Andy Marzich
Louisville Coca-Cola PBA Open	1963	Louisville	KY	Earl Johnson
St. Louis Coca-Cola PBA Open	1963	St. Louis	MO	Andy Marzich
Coca-Cola Tournament of Stars	1963	Midwest City	OK	Glenn Allison
All American PBA Classic	1963	Dallas	TX	A.W. "Bill" Johnson
Houston Charity Classic	1963	Houston	TX	Johnny Meyer
Mobile Sertoma PBA Open	1963	Mobile	AL	Billy Hardwick
New Orleans Coca-Cola Open	1963	Gretna	LA	J.B. Solomon
Birmingham Coca-Cola PBA Open	1963	Birmingham	AL	Jack Biondolillo
Tennessee PBA Open	1963	Kingsport	TN	Roger Helle
PBA Indianapolis 500	1963	Indianapolis	IN	Les Schissler
Pontiac PBA Open	1963	Pontiac	MI	Bill Allen
Akron Coca-Cola PBA Classic	1963	Akron	OH	Harry Smith
Boston PBA Open	1963	Woburn	MA	Andy Marzich

Champions by Season

Est. 1958

Niagara Falls PBA Open	1962	Niagara Falls	NY	George Howard
Labor Day PBA Classic	1962	Latham	NY	Dick Downey
Rochester PBA Open	1962	Rochester	NY	Don Carter
PBA World Championship	1962	Philadelphia	PA	Carmen Salvino
Atlanta Coca-Cola PBA Open	1963	Atlanta	GA	Dennis Chapis
Charlotte N.C. PBA Open	1963	Charlotte	NC	Billy Golembiewski
Denver Coca-Cola PBA Open	1963	Denver	CO	Andy Marzich
Louisville Coca-Cola PBA Open	1963	Louisville	KY	Earl Johnson
St. Louis Coca-Cola PBA Open	1963	St. Louis	MO	Andy Marzich
Coca-Cola Tournament of Stars	1963	Midwest City	OK	Glenn Allison
All American PBA Classic	1963	Dallas	TX	A.W. "Bill" Johnson
Houston Charity Classic	1963	Houston	TX	Johnny Meyer
Mobile Sertoma PBA Open	1963	Mobile	AL	Billy Hardwick
New Orleans Coca-Cola Open	1963	Gretna	LA	J.B. Solomon
Birmingham Coca-Cola PBA Open	1963	Birmingham	AL	Jack Biondolillo
Tennessee PBA Open	1963	Kingsport	TN	Roger Helle
PBA Indianapolis 500	1963	Indianapolis	IN	Les Schissler
Pontiac PBA Open	1963	Pontiac	MI	Bill Allen
Akron Coca-Cola PBA Classic	1963	Akron	OH	Harry Smith
Boston PBA Open	1963	Woburn	MA	Andy Marzich
New Jersey Open	1963	North Brunswick	NJ	Dick Weber
Baltimore PBA Open	1963	Baltimore	MD	Lewis Ray
Warren Coca-Cola PBA Open	1963	Warren	OH	Marty Piraino
Empire State PBA Open	1963	Albany	NY	Earl Johnson
Canadian PBA Open	1963	Montreal	Canada	Harry Smith
Chicago Coca-Cola PBA Open	1963	Chicago	IL	Wayne Zahn
Rockford Coca-Cola PBA Open	1963	Rockford	IL	Jim St. John
Alton PBA Open	1963	Alton	IL	Vern Downing
Ft. Smith PBA Open	1963	Ft. Smith	AR	Jim St. John
Meridian PBA Open	1963	Meridian	MA	Jim St. John
San Antonio PBA Open	1963	San Antonio	TX	Bill Allen
Tucson Open	1963	Tucson	AZ	Jack Biondolillo
Phoenix PBA Open	1963	Mesa	AZ	Billy Hardwick
San Diego PBA Open	1963	San Diego	CA	Earl Johnson
Los Angeles PBA Open	1963	Gardena	CA	Billy Hardwick
San Jose PBA Open	1963	San Jose	CA	George Howard
Portland PBA Open	1963	Portland	OR	Darylee Cox
Seattle Coca-Cola PBA Open	1963	Seattle	WA	Norm Meyers

Champions by Season

Est. 1958

63 Continued

Spokane PBA Open	1963	Spokane	WA	Harry Smith
Salt Lake City PBA Open	1963	Salt Lake City	UT	Bill Allen
Las Vegas PBA Open	1963	Las Vegas	NV	Dick Weber
PBA World Championship	1963	Long Island	NY	Billy Hardwick
Jacksonville PBA Open	1964	Jacksonville	FL	Carmen Salvino
Hialeah PBA Open	1964	Hialeah	FL	Johnny King
St. Louis PBA Open	1964	St. Louis	MO	Andy Marzich
Mobile Sertoma PBA Open	1964	Mobile	AL	Bill Allen
New Orleans Coca-Cola PBA Open	1964	Gretna	LA	Bill Allen
Birmingham Coca-Cola Open	1964	Birmingham	AL	Billy Hardwick
Colt PBA Open	1964	Glen Burnie	MD	Tommy Tuttle
New Jersey PBA Cavalcade	1964	Princeton	NJ	Buzz Fazio
Buffalo PBA Open	1964	Depew	NY	Wayne Zahn
North American Van Lines Open	1964	Pontiac	MI	Billy Hardwick
Denver PBA Open	1964	Denver	CO	Don Johnson
Southern California Open	1964	Costa Mesa	CA	Billy Hardwick
Northern California PBA Open	1964	Lodi	CA	Wayne Zahn
San Jose PBA Open	1964	San Jose	CA	Bill Allen
Seattle Coca-Cola PBA Open	1964	Seattle	WA	Jerry McCoy
Spokane PBA Open	1964	Spokane	WA	Ray Bluth
Rockford Coca-Cola PBA Open	1964	Rockford	IL	Carmen Salvino
Pittsburgh PBA Open	1964	Pittsburgh	PA	Harry Smith
Continental PBA Open	1964	Detroit	MI	Jim St. John
Canadian PBA Open	1964	Montreal	Canada	Bill Allen
Bertrand PBA Open	1964	Waukegan	IL	Pete Tountas
Louisville Coca-Cola PBA Open	1964	Louisville	KY	Nelson Burton Jr.
Houston Coca-Cola PBA Open	1964	Houston	TX	Les Schissler
Dallas Home Furniture Open	1964	Dallas	TX	Dick Weber
Tucson Open	1964	Tucson	AZ	Glenn Allison
Mesa-Phoenix Open	1964	Phoenix	AZ	Billy Welu
San Diego Open	1964	San Diego	CA	Andy Marzich
Oxnard PBA Open	1964	Oxnard	CA	Glenn Allison
Las Vegas PBA Open	1964	Las Vegas	NV	Harry Smith
PBA World Championship	1964	Garden City	NY	Bob Strampe
Columbus Pepsi Cola PBA Open	1964	Columbus	OH	Billy Golembiewski
Northern California PBA Open	1965	Sacramento	CA	Buzz Fazio
Southern California Open	1965	Costa Mesa	CA	Jerry Hale
Hialeah-Miami PBA Open	1965	Miami	FL	Billy Golembiewski
Mobile Sertoma PBA Open	1965	Mobile	AL	Billy Golembiewski

Champions by Season

Est. 1958

65 Continued

Parkersburg PBA Open	1965	Parkersburg	WV	Fred Lening
Thunderbird PBA Open	1965	Wichita	KS	Dick Weber
Pike's Peak PBA Open	1965	Colorado Springs	CO	Dave Soutar
Oklahoma City PBA Open	1965	Oklahoma City	OK	Mike Limongello
Madison PBA Open	1965	Madison	WI	Earl Johnson
Continental PBA Open	1965	Detroit	MI	Bob Strampe
Fairlanes PBA Open	1965	Depew	NY	Bill Allen
Insurance City PBA Classic	1965	Hartford	CT	Bill Allen
Tournament of Champions	1965	Akron	OH	Billy Hardwick
Venezuela PBA Open	1965	Caracas	Venezuela	Harry Smith
Seattle Open	1965	Seattle	WA	Gene Rhoda
Portland PBA Open	1965	Portland	OR	Mike McGrath
San Jose PBA Open	1965	San Jose	CA	Bill Tucker
Tucson Open	1965	Tucson	AZ	Harry Smith
Salt Lake City PBA Open	1965	Salt Lake City	UT	Dave Davis
Denver PBA Open	1965	Denver	CO	Harry Smith
Louisville PBA Open	1965	Louisville	KY	Gene Rhoda
Boston PBA Open	1965	Brockton	MA	Johnny Meyer
Bergen Mall PBA Open	1965	Paramus	NJ	Carmen Salvino
Bertrand PBA Open	1965	Waukegan	IL	Tom Harnisch
PBA Labor Day Classic	1965	Dallas	TX	Sam Baca
Birmingham PBA Open	1965	Birmingham	AL	Carmen Salvino
Nashville Kiwanis PBA Open	1965	Nashville	TN	Gary Martineau
Houston PBA Open	1965	Houston	TX	Dick Weber
Northern California PBA Open	1965	San Francisco	CA	Bob Strampe
Oxnard PBA Open	1965	Oxnard	CA	John Guenther
Las Vegas PBA Open	1965	Las Vegas	NV	Bob Collatos
PBA World Championship	1965	Detroit	MI	Dave Davis
Eastern Open	1966	Edison	NJ	Dennis Chapis
Charlotte Open	1966	Charlotte	NC	Gene Rhoda
Western Open	1966	San Jose	CA	Jim Godman
Denver Open	1966	Denver	CO	Dick Weber
Hialeah-Miami Open	1966	Miami	FL	Les Schissler
Mobile Sertoma Open	1966	Mobile	AL	Mike Limongello
Fresno Open	1966	Fresno	CA	Dick Weber
Las Vegas Open	1966	Las Vegas	NV	Skee Foremsky
Miller High Life Open	1966	Milwaukee	WI	Bill Lillard

Champions by Season

Est. 1958

66 Continued

St. Paul Open	1966	St. Paul	MN	Gene Rhoda
Buckeye Open	1966	Toledo	OH	Pete Tountas
Greater Buffalo Open	1966	Depew	NY	Bobby Jacks
Tournament of Champions	1966	Akron	OH	Wayne Zahn
Seattle Open	1966	Seattle	WA	Wayne Zahn
Portland Open	1966	Portland	OR	Don Johnson
Fresno Open	1966	Fresno	CA	Les Schissler
Tucson Open	1966	Tucson	AZ	John Guenther
Southern California Open	1966	Encino	CA	Barry Asher
Fort Worth Open	1966	Fort Worth	TX	Dick Ritger
Reading Open	1966	Reading	PA	Dick Ritger
U. S. Coast Guard Open	1966	Grand Haven	MI	George Howard
Brockton Open	1966	Brockton	MA	Bobby Jacks
Waukegan Open	1966	Waukegan	IL	Bobby Jacks
Fort Smith Open	1966	Fort Smith	AR	Johnny Petraglia
Labor Day Classic	1966	Dallas	X	Bud Horn
Crescent City Open	1966	New Orleans	LA	Barry Asher
PBA World Championship	1966	Garden City	NY	Wayne Zahn
Camden PBA Open	1966	Camden	NJ	Ralph Engan
Baltimore PBA Open	1966	Baltimore	MD	Jim Stefanich
Tucson Open	1967	Tucson	AZ	John Juni
Western Open	1967	San Jose	CA	Jim St. John
Las Vegas Open	1967	Las Vegas	NV	Dave Davis
Denver Open	1967	Denver	CO	Dave Davis
St. Paul Open	1967	St. Paul	MN	Carmen Salvino
Brut Open	1967	Kansas City	MO	Tim Harahan
Buckeye Open	1967	Toledo	OH	Jim St. John
Miller High Life Open	1967	Milwaukee	WI	Dave Davis
Ebonite Open	1967	Edison	NJ	Sam Baca
Greater Buffalo Open	1967	Depew	NY	Nelson Burton Jr.
Tampa Bay-Sertoma Open	1967	Tampa Bay	FL	Mike Durbin
Mobile-Sertoma Open	1967	Mobile	AL	Carmen Salvino
Tournament of Champions	1967	Akron	OH	Jim Stefanich
Seattle Open	1967	Seattle	WA	Don Johnson
Portland Open	1967	Portland	OR	Les Schissler
Fresno Open	1967	Fresno	CA	Dick Ritger

Champions by Season

Est. 1958

67 Continued

El Paso-Optimists Club Open	1967	El Paso	TX	Bill Tucker
Houston-Sertoma Open	1967	Houston	TX	Butch Gearhart
Fort Worth Open	1967	Fort Worth	TX	Dave Soutar
Oklahoma City Open	1967	Oklahoma City	OK	Butch Gearhart
Fort Smith Open	1967	Fort Smith	AK	Jim Stefanich
Brockton Open	1967	Brockton	MA	Don Johnson
U.S. Coast Guard Festival	1967	Grand Haven	MI	Jim Stefanich
Waukegan Open	1967	Waukegan	IL	Jim Godman
Green Bay Open	1967	Green Bay	WI	Dave Davis
Nebraska Centennial Open	1967	Omaha	NE	Dave Davis
Lubbock Open	1967	Lubbock	TX	Skee Foremsky
Lions Club Open	1967	New Orleans	LA	Bill Tucker
Kokomo Open	1967	Kokomo	IN	Billy Hardwick
Youngstown Open	1967	Youngstown	OH	Mike Durbin
Plainville Open	1967	Plainville	CT	Don Helling
Durham Open	1967	Durham	NC	Wayne Zahn
Camden Open	1967	Camden	NJ	George Howard
PBA World Championship	1967	New York City	NY	Dave Davis
Phoenix Open	1968	Phoenix	AZ	Dick Ritger
Showboat Invitational	1968	Las Vegas	NV	Bill Allen
San Jose Open	1968	San Jose	CA	Bill Allen
Denver Open	1968	Denver	CO	Dave Soutar
King Louie Open	1968	Kansas City	MO	Mike Limongello
Tampa Bay-Sertoma Open	1968	Tampa	FL	Jim Stefanich
Buckeye Open	1968	Toledo	OH	Jim Stefanich
Miller Open	1968	Milwaukee	WI	John Guenther
Buffalo Open	1968	Depew	NY	Bob Strampe
Ebonite Gold Cup	1968	Mountainside	NJ	Teata Semiz
New Orleans Lions Open	1968	New Orleans	LA	Dick Ritger
Tournament of Champions	1968	Akron	OH	Dave Davis
Ebonite Invitational St. Louis	1968	St. Louis	MO	Don Glover
Mobile-Sertoma Open	1968	Mobile	AL	Jim Stefanich
Seattle Open	1968	Seattle	WA	Billy Hardwick
Portland Open	1968	Portland	OR	Jim Stefanich
Fresno Open	1968	Fresno	CA	Jim Stefanich
Tucson Open	1968	Tucson	AZ	Tim Harahan
El Paso Open	1968	El Paso	TX	Mike Durbin
Fort Worth Open	1968	Fort Worth	TX	Don McCune
Houston-Sertoma Open	1968	Houston	TX	Wayne Zahn

68 Continued

Coast Guard Open	1968	Grand Haven	MI	Bill Allen
Waukegan Open	1968	Waukegan	IL	Bob Strampe
Canadian Open	1968	Montreal	Ca	Skee Foremsky
Rochester Open	1968	Rochester	NY	Tim Harahan
Portsmouth-Norfolk Open	1968	Portsmouth	VA	Don Johnson
Altoona Open	1968	Altoona	PA	Jim Godman
Newark Open	1968	Newark	OH	Bill Allen
Mercury Open	1968	Edison	NJ	Wayne Zahn
Japan Gold Cup	1968	Tokyo	Japan	Don Johnson
Green Bay Open	1968	Green Bay	WI	Mike McGrath
Joliet Open	1968	Joliet	IL	Don Glover
Durham Open	1968	Durham	NC	Dave Davis
PBA World Championship	1968	Long Island	NY	Wayne Zahn
Venezuelan Invitational	1968	Caracas	Ve	Carmen Salvino
West Valley Open	1969	Los Angeles	CA	Wayne Zahn
Valley of Sun Open	1969	Tempe	AZ	Don Glover
Showboat Invitational	1969	Las Vegas	NV	Skee Foremsky
San Jose Open	1969	San Jose	CA	John Guenther
Denver Open	1969	Denver	CO	Billy Hardwick
Ebonite Open	1969	Kansas City	MO	Don Glover
Cougar Open	1969	Paramus	NJ	Ralph Engan
Greater Buffalo Open	1969	Depew	NY	Dick Ritger
Miller High Life Open	1969	Milwaukee	WI	Billy Hardwick
Buckeye Open	1969	Toledo	OH	Ray Bluth
Portsmouth Open	1969	Portsmouth	VA	Tommy Tuttle
New Orleans Lions Open	1969	New Orleans	LA	Dick Weber
Tournament of Champions	1969	Akron	OH	Jim Godman
National Pro-Am Bowling Classic	1969	Mobile	AL	Don Helling
Smallcomb Enterprises Classic	1969	Redwood City	CA	Billy Hardwick
Seattle Open	1969	Seattle	WA	Don Johnson
Portland Open	1969	Portland	OR	Allie Clarke
Tucson Open	1969	Tucson	AZ	Terry Booth
Fort Worth Open	1969	Fort Worth	TX	Billy Hardwick
Houston-Sertoma Open	1969	Houston	TX	Marty Piraino
Huntsville Open	1969	Huntsville	AL	Joe Dignam
Five Star Open	1969	Cranston	RI	Nelson Burton Jr.
Grand Rapids Open	1969	Grand Rapids	MI	Billy Hardwick

PBA

Est. 1958

Champions by Season

PROFESSIONAL BOWLING ASSOCIATION

69 Continued

Waukegan Open	1969	Waukegan	IL	Les Zikes
Canadian Open	1969	Montreal	Canada	Dave Davis
Altoona Jaycee Open	1969	Altoona	PA	Dick Weber
Newark Kiwanis Open	1969	Newark	OH	Butch Gearhart
Japan Gold Cup	1969	Tokyo	Japan	Dick Ritger
Mercury Open	1969	St. Louis	MO	Jim Godman
American Airlines Open	1969	Detroit	MI	Dave Soutar
Joliet Open	1969	Joliet	IL	Billy Hardwick
Lincoln Open	1969	Lincoln	NE	Don Johnson
Bellows-Valvair Open	1969	Rochester	NY	Dick Ritger
PBA World Championship	1969	Garden City	NY	Mike McGrath
Hawaiian Invitational	1969	Honolulu	HI	Don Johnson
Centennial Open	1970	Wichita	KS	Skee Foremsky
Greater Los Angeles Open	1970	Los Angeles	CA	Ed Bourdase
Showboat Invitational	1970	Las Vegas	NV	Dave Soutar
San Jose Open	1970	San Jose	CA	Dave Davis
Denver Open	1970	Denver	CO	Nelson Burton Jr.
Ebonite Open	1970	Kansas City	MO	Jim Stefanich
Miller High Life Open	1970	Milwaukee	WI	George Pappas
Buckeye Open	1970	Toledo	OH	Nelson Burton Jr.
Don Carter Classic	1970	New York	NY	Mike Limongello
Buffalo Open	1970	Depew	NY	George Pappas
Cougar Open	1970	Miami	FL	Mike McGrath
New Orleans Lions Open	1970	New Orleans	LA	Don Johnson
Tournament of Champions	1970	Akron	OH	Don Johnson
National Pro-Am Classic	1970	Atlanta	GA	Wayne Zahn
Heidelberg Open	1970	Seattle	WA	Earl Anthony
Portland Open	1970	Portland	OR	Don Glover
Bellows-Valvair Open	1970	Redwood City	CA	Mike Durbin
Fresno Open	1970	Fresno	CA	Marty Piraino
Tucson Open	1970	Tucson	AZ	Larry Laub
El Paso Open	1970	El Paso	TX	Nelson Burton Jr.
Houston-Sertoma Open	1970	Houston	TX	Don McCune
Fort Worth Open	1970	Fort Worth	TX	Nelson Burton Jr.
Grand Rapids Open	1970	Grand Rapids	MI	Dick Battista
Waukegan Open	1970	Waukegan	IL	Dave Soutar
Gansett Open	1970	Cranston	RI	Jim Stefanich
Bellows-Valvair Open	1970	Pittsburgh	PA	Johnny Petraglia

Champions by Season

Est. 1958

70 Continued

Blue Mountain Open	1970	Windgap	PA	Curt Schmidt
Japan Gold Cup Invitational	1970	Tokyo	Japan	Dick Ritger
PBA World Championship	1970	Garden City	NY	Mike McGrath
Bellows-Valvair Open	1970	St. Louis	MO	Dave Soutar
Lincoln Open	1970	Lincoln	NE	Dave Soutar
Mercury Open	1970	Oklahoma City	OK	Bud Horn
American Airlines Open	1970	Detroit	MI	Dave Soutar
Bellows-Valvair Open	1970	Rochester	NY	Teata Semiz
Hawaiian Invitational	1970	Honolulu	HI	Dick Weber
BPAA U.S. Open	1971	St. Paul	MN	Mike Limongello
Denver Open	1971	Denver	CO	Dick Weber
Showboat Invitational	1971	Las Vegas	NV	Don Johnson
Greater Los Angeles Open	1971	Los Angeles	CA	Dave Soutar
Ebonite Open	1971	San Jose	CA	Larry Lichstein
Andy Granatelli's STP Classic	1971	Kansas City	MO	John Guenther
Winston-Salem Classic	1971	Winston-Salem	NC	Johnny Petraglia
Miller High Life Open	1971	Milwaukee	WI	Dave Soutar
Buckeye Open	1971	Toledo	OH	Dick Weber
Cougar Open	1971	NYC	NY	Earl Anthony
Fair Lanes Open	1971	Washington	DC	Johnny Petraglia
Don Carter Classic	1971	New Orleans	LA	Johnny Petraglia
Tournament of Champions	1971	Akron	OH	Johnny Petraglia
Bellows-Valvair Open	1971	Anaheim	CA	Gary Madison
Fresno Open	1971	Fresno	CA	Ed Bourdase
Seattle Open	1971	Seattle	WA	Don Johnson
Portland Open	1971	Portland	OR	Don Helling
Winston-Salem Open	1971	Redwood City	CA	Don Johnson
Tucson Open	1971	Tucson	AZ	Jim Godman
El Paso Open	1971	El Paso	TX	J.B. Blaylock
Houston-Sertoma Open	1971	Houston	TX	Johnny Petraglia
Grand Rapids Open	1971	Grand Rapids	MI	Tommy Tuttle
South Bend Open	1971	South Bend	IN	Barry Asher
Waukegan Open	1971	Waukegan	IL	Don Johnson
Winston-Salem Open	1971	Cranston	RI	Roy Buckley
Japan Gold Cup Invitational	1971	Tokyo	Japan	Jack Biondolillo
PBA World Championship	1971	Paramus	NJ	Mike Limongello

Champions by Season

Est. 1958

PROFESSIONAL BOWLERS ASSOCIATION

Lincoln Open	1971	Lincoln	NE	Larry Laub
American Airlines Open	1971	St. Louis	MO	Barry Asher
Mercury Open	1971	Rochester	NY	John Guenther
Bellows-Valvair Open	1971	Detroit	MI	Don Johnson
Brunswick World Open	1971	Glendale Heights	IL	Don Johnson
Hawaiian Invitational	1971	Honolulu	HI	Dick Weber
BPAA U.S. Open	1972	New York	NY	Don Johnson
Denver Open	1972	Denver	CO	Don Johnson
Showboat Invitational	1972	Las Vegas	NV	Gus Lampo
Don Carter Classic	1972	Los Angeles	CA	Bill Beach
Mercury-Cougar Open	1972	San Jose	CA	Gus Lampo
King Louie Open	1972	Kansas City	KS	Larry Laub
Winston-Salem Classic	1972	Winston-Salem	NC	Butch Gearhart
Fair Lanes Open	1972	Springfield	VA	Bobby Meadows
Ebonite Open	1972	Miami	FL	Nelson Burton Jr.
Buckeye Open	1972	Toledo	OH	Curt Schmidt
Miller High Life Open	1972	Milwaukee	WI	Nelson Burton Jr.
Andy Granatelli's STP Classic	1972	New Orleans	LA	Don Helling
Tournament of Champions	1972	Akron	OH	Mike Durbin
Seattle Open	1972	Seattle	WA	Gary Mage
Portland Open	1972	Portland	OR	Earl Anthony
Japan Starlanes Open	1972	Redwood City	CA	Earl Anthony
Fresno Open	1972	Fresno	CA	Allie Clarke
Tucson Open	1972	Tucson	AZ	Paul Colwell
Winston-Salem Open	1972	Anaheim	CA	Mike McGrath
Houston-Sertoma Open	1972	Houston	TX	Paul Colwell
Columbia 300 Open	1972	Cranston	RI	Barry Asher
Bay City Open	1972	Bay City	MI	Dick Ritger
Waukegan Open	1972	Waukegan	IL	Nelson Burton Jr.
Grand Rapids Open	1972	Grand Rapids	MI	Jim Godman
South Bend Open	1972	South Bend	IN	Matt Surina
Bellows-Valvair Open	1972	Painsville	OH	Johnny Petraglia
Japan Gold Cup	1972	Tokyo	Japan	Barry Asher
Bellows-Valvair Open	1972	Detroit	MI	Roy Buckley
American Airlines Open	1972	St. Louis	MO	Earl Anthony
Brunswick World Open	1972	Chicago	IL	Don Johnson
PBA World Championship	1972	Rochester	NY	John Guenther
Winston-Salem Invitational	1972	Honolulu	HI	Mike McGrath
San Jose Open	1973	San Jose	CA	Allie Clarke

Champions by Season

Est. 1958

Don Carter Classic	1973	Los Angeles	CA	Gary Dickinson
Showboat Invitational	1973	Las Vegas	NV	Barry Asher
Denver Open	1973	Denver	CO	Jay Robinson
King Louie Open	1973	Kansas City	KS	Bobby Knipple
Lincoln-Mercury Open	1973	New Orleans	LA	Carmen Salvino
Fair Lanes Open	1973	Baltimore	MD	Dick Ritger
Winston-Salem Classic	1973	Winston-Salem	NC	Don McCune
Miller High Life Open	1973	Milwaukee	WI	Don McCune
BPAA U.S. Open	1973	New York	NY	Mike McGrath
Ebonite Open	1973	Toledo	OH	Dick Weber
STP Classic	1973	Miami	FL	Dick Ritger
Tournament of Champions	1973	Akron	OH	Jim Godman
Winston-Salem Open	1973	Downey	CA	Don McCune
Home Box Office Open	1973	Portland	OR	Dave Soutar
Seattle Open	1973	Seattle	WA	Earl Anthony
Fresno Open	1973	Fresno	CA	Don McCune
Redwood City Open	1973	Redwood City	CA	Don McCune
Home Box Office Open	1973	Tucson	AZ	Barry Asher
Houston-Sertoma Open	1973	Houston	TX	Don Johnson
Fort Worth Open	1973	Fort Worth	TX	Gary Dickinson
Home Box Office Open	1973	Pennsville	NJ	Mike McGrath
Starlanes-Ebonite Open	1973	Cranston	RI	Paul Colwell
Bay City Open	1973	Bay City	MI	Don Johnson
Columbia 300 Open	1973	Waukegan	IL	Marty Piraino
PBA World Championship	1973	Oklahoma City	OK	Earl Anthony
Japan Gold Cup	1973	Tokyo	Japan	Don McCune
Brunswick Eastern Open	1973	Bayside	NY	Matt Surina
Painesville Open	1973	Painesville	OH	Paul Colwell
Canada Dry Open	1973	Detroit	MI	Dick Ritger
Brut Open	1973	St. Louis	MO	Butch Gearhart
Brunswick World Open	1973	Glendale Heights	IL	Jim Godman
Winston-Salem Invitational	1973	Honolulu	HI	Mike McGrath
Midas Open	1974	Alameda	CA	Dick Ritger
Don Carter Classic	1974	Los Angeles	CA	Larry Laub
Showboat Invitational	1974	Las Vegas	NV	Jim Stefanich
King Louie Open	1974	Kansas City	KS	George Pappas
Cleveland Open	1974	Cleveland	OH	Larry Laub
Fair Lanes Open	1974	Towson	MD	Dick Ritger
BPAA U.S. Open	1974	New York	NY	Larry Laub
Winston-Salem Classic	1974	Winston-Salem	NC	Ed Ressler

Champions by Season

74 Continued

STP Classic	1974	Miami	FL	Alex Seymore
New Orleans Open	1974	New Orleans	LA	Paul Colwell
Lincoln-Mercury Open	1974	Denver	CO	John Guenther
Miller High Life Open	1974	Milwaukee	WI	John Guenther
Ebonite Open	1974	Toledo	OH	Wayne Zahn
Tournament of Champions	1974	Akron	OH	Earl Anthony
Brunswick-PBA World Championship	1974	Downey	CA	Earl Anthony
Seattle Open	1974	Seattle	WA	Ed Bourdase
Winston-Salem Open	1974	Portland	OR	Gary Dickinson
Home Box Office Open	1974	San Jose	CA	Earl Anthony
Fresno Open	1974	Fresno	CA	Earl Anthony
Home Box Office Open	1974	Tucson	AZ	Bob Hood
Houston-Sertoma Open	1974	Houston	TX	Tommy Hudson
Home Box Office Open	1974	Hartford	CT	Nelson Burton Jr.
New Jersey Open	1974	Edison	NJ	Carmen Salvino
Home Box Office Open	1974	Buffalo	NY	Dave Soutar
Starlanes-Ebonite Open	1974	Waukegan	IL	Dick Ritger
Canada Dry Open	1974	Detroit	MI	Steve Neff
Buzz Fazio Open	1974	Battle Creek	MI	Don Johnson
Canada Dry Open	1974	Cleveland	OH	Earl Anthony
Columbia 300 Open	1974	Syracuse	NY	Skee Foremsky
Brunswick World Open	1974	Glendale Heights	IL	Johnny Petraglia
Winston-Salem Invitational	1974	Honolulu	HI	Earl Anthony
ARC Alameda Open	1975	Alameda	CA	Barry Asher
Greater L.A. Open	1975	Arcadia	CA	Earl Anthony
Showboat Invitational	1975	Las Vegas	NV	Carmen Salvino
Denver Open	1975	Denver	CO	Larry Laub
King Louie Open	1975	Kansas City	MO	Mark Roth
Copenhagen Open	1975	Cleveland	OH	Paul Colwell
Fair Lanes Open	1975	Springfield	VA	Gary Dickinson
Long Island Open	1975	Garden City	NY	Earl Anthony
Midas Open	1975	Windsor Locks	CT	Nelson Burton Jr.
Ebonite Don Carter Classic	1975	Miami	FL	Dick Ritger
Lincoln-Mercury Open	1975	St. Louis	MO	Ed Ressler
Monroe Max-Air Open	1975	New Orleans	LA	Don Helling
BPAA U.S. Open	1975	Grand Prairie	TX	Steve Neff
Miller High Life Open	1975	Milwaukee	WI	Dave Davis
Ebonite Open	1975	Toledo	OH	Louie Moore

Champions by Season

75 Continued

Tournament of Champions	1975	Akron	OH	Dave Davis
Brunswick-PBA World Championship	1975	Downey	CA	Earl Anthony
Sacramento Open	1975	Sacramento	CA	Sam Flanagan
Portland Open	1975	Portland	OR	Sal Bongiorno
Seattle Open	1975	Seattle	WA	John Guenther
San Jose Open	1975	San Jose	CA	Palmer Fallgren
Fresno Open	1975	Fresno	CA	Marshall Holman
Tucson Open	1975	Tucson	AZ	Don Johnson
Quad Cities Open	1975	Davenport	IA	Earl Anthony
Home Box Office Open	1975	Pittsburgh	PA	Carmen Salvino
Jackson Open	1975	Jackson	NJ	Earl Anthony
Home Box Office Open	1975	Buffalo	NY	Tommy Hudson
Waukegan Open	1975	Waukegan	IL	Earl Anthony
Columbia 300 Open	1975	Detroit	MI	Dale Eagle
Buzz Fazio Open	1975	Battle Creek	MI	Earl Anthony
Canada Dry Open	1975	Cleveland	OH	Roy Buckley
Syracuse Open	1975	Syracuse	NY	John Wilcox
Brunswick World Open	1975	Chicago	IL	Dave Davis
Hawaiian Invitational	1975	Honolulu	HI	Marshall Holman
Ford Open	1976	Arcadia	CA	John Guenther
ARC Alameda Open	1976	Alameda	CA	Roy Buckley
Showboat Invitational	1976	Las Vegas	NV	Wayne Zahn
Denver Open	1976	Denver	CO	Jim Stefanich
King Louie Open	1976	Overland Park	KS	George Pappas
Cleveland Open	1976	Cleveland	OH	Tommy Hudson
Fair Lanes Open	1976	Towson	MD	Curt Schmidt
AMF Pro Classic	1976	Garden City	NY	Dick Weber
Midas Open	1976	Windsor Locks	CT	Earl Anthony
AMF Dick Weber 5-Star Open	1976	Tamarac	FL	Earl Anthony
New Orleans Lions Open	1976	New Orleans	LA	Louie Moore
BPAA U.S. Open	1976	Grand Prairie	TX	Paul Moser
Roloids Open	1976	St. Louis	MO	Mark Roth
Miller High Life Open	1976	Milwaukee	WI	Dave Soutar
Monro-Matic Open	1976	Toledo	OH	Billy Hardwick
Tournament of Champions	1976	Akron	OH	Marshall Holman
Fresno HBO Open	1976	Fresno	CA	Earl Anthony

Champions by Season

Est. 1958

76 Continued

PBA World Championship	1976	Seattle	WA	Paul Colwell
Portland HBO Open	1976	Portland	OR	Larry Laub
Southern California Open	1976	Norwalk	CA	Earl Anthony
PBA Doubles Classic	1976	San Jose	CA	Paul Colwell
Tucson Open	1976	Tucson	AZ	Barry Asher
Showboat Best-Ball Doubles	1976	Las Vegas	NV	Bill Straub &
Quad Cities Open	1976	Davenport	IA	Carmen Salvino
Buffalo Open	1976	Buffalo	NY	Dave Frame
New England Open	1976	Cranston	RI	Jim Frazier
Great Adventure Open	1976	Trenton	NJ	Jay Robinson
Waukegan Open	1976	Waukegan	IL	Earl Anthony
Columbia 300 Open	1976	Pittsburgh	PA	Mark Roth
AMF Regional Champions Classic	1976	Minot	ND	Mike Berlin
Buzz Fazio Open	1976	Battle Creek	MI	Earl Anthony
Northern Ohio Open	1976	Cleveland	OH	Mark Roth
Syracuse Open	1976	Syracuse	NY	Louie Moore
Brunswick World Open	1976	Glendale Heights	IL	Gary Dickinson
AMF Grand Prix of Bowling	1976	Allen Park	MI	Earl Anthony
Hawaii Invitational	1976	Honolulu	HI	Larry Laub
Lite Classic	1977	Torrance	CA	Earl Anthony
Ford Open	1977	Alameda	CA	Steve Jones
Showboat Invitational	1977	Las Vegas	NV	Mark Roth
Quaker State Open	1977	Grand Prairie	TX	Henry Gonzalez
Roloids Open	1977	St. Louis	MO	Steve Neff
Midas Open	1977	New Orleans	LA	Don Johnson
King Louie Open	1977	Overland Park	KS	Dick Weber
Miller High Life Open	1977	Milwaukee	WI	Eddie Ressler
Monro-Matic Open	1977	Windsor Locks	CT	Tommy Hudson
AMF Pro Classic	1977	Garden City	NY	Dick Ritger
Muriel Cigar Open	1977	Cleveland	OH	Roy Buckley
BPAA U.S. Open	1977	Greensboro	NC	Johnny Petraglia
Burger King Open	1977	Miami	FL	Teata Semiz
Fair Lanes Open	1977	Springfield	VA	Tommy Hudson
Toledo Open	1977	Toledo	OH	John Denton
Tournament of Champions	1977	Akron	OH	Mike Berlin
Portland Open	1977	Portland	OR	Dennis Lane
Columbia PBA World Championship	1977	Seattle	WA	Tommy Hudson
PBA Doubles Classic	1977	San Jose	CA	Mark Roth &
Fresno Open	1977	Fresno	CA	Mark Roth

Champions by Season

Est. 1958

77 Continued

Southern California Open	1977	Norwalk	CA	Mark Roth
Tucson Open	1977	Tucson	AZ	George Pappas
Houston Open	1977	Houston	TX	Carmen Salvino
Quad Cities Open	1977	Davenport	IA	Mike Berlin
Waukegan Open	1977	Waukegan	IL	Earl Anthony
Buffalo Open	1977	Buffalo	NY	Tom Wright
Great Adventure Open	1977	Trenton	NJ	Steve Westberg
New England Open	1977	Cranston	RI	Bill Spigner
Sarasota Open	1977	Sarasota	FL	Steve Westberg
AMF Regional Champions Classic	1977	Reading	NJ	Dave Davis
Buzz Fazio Open	1977	Battle Creek	IA	Mike Berlin
Northern Ohio Open	1977	Cleveland	PA	Joe Hutchinson
Syracuse OpenPaul Moser	1977	Syracuse	MA	Paul Moser
Brunswick World Open	1977	Chicago	OR	Marshall Holman
Hawaii Invitational	1977	Honolulu	OH	Tommy Hudson
AMF Grand Prix of Bowling	1977	Detroit	MI	Jay Robinson
Lite Classic	1978	Torrance	CA	Mark Roth
Ford Open	1978	Alameda	CA	Marshall Holman
Showboat Invitational	1978	Las Vegas	NV	Bill Coleman
Quaker State Open	1978	Grand Prairie	TX	Mark Roth
King Louie Open	1978	Overland Park	KS	Mark Roth
Dutch Masters Open	1978	Cleveland	OH	Dick Ritger
Midas Golden Challenge	1978	Gretna	LA	Pete Couture
AMF MagicScore Open	1978	Kissimmee	FL	Earl Anthony
Burger King Open	1978	Miami	FL	Randy Lightfoot
BPAA U.S. Open	1978	Greensboro	NC	Nelson Burton Jr.
Roloids Open	1978	St. Louis	MO	Dave Davis
Miller High Life Open	1978	Milwaukee	WI	Fred Jaskie
Long Island Open	1978	Garden City	NY	Johnny Petraglia
Greater Hartford Open	1978	Windsor Locks	CT	Mark Roth
Fair Lanes Open	1978	Towson	MD	Butch Soper
Firestone Tournament of Champions	1978	Akron	OH	Earl Anthony Mike Berlin &
Columbia-PBA Doubles Classic	1978	Seattle	WA	Jimmy Certain
City of Roses Open	1978	Portland	OR	Mark Roth
MGM-PBA National Championship	1978	Reno	NV	Warren Nelson
San Jose Open	1978	San Jose	CA	Mark Roth

Champions by Season

78 Continued

Est. 1958

Fresno Open	1978	Fresno	CA	Dave Davis
Salt Lake Open	1978	Salt Lake City	UT	Wayne Chester
Tucson Open	1978	Tucson	AZ	Jeff Mattingly
Amarillo Open	1978	Amarillo	TX	Steve Westberg
Houston Open	1978	Houston	TX	Steve Neff
Sarasota Open	1978	Sarasota	FL	Steve Martin
New England Open	1978	Cranston	RI	Mark Roth
Buffalo Open	1978	Buffalo	NY	Larry Laub
Waukegan Open	1978	Waukegan	IL	Fred Conner
Quad Cities Open	1978	Davenport	IA	Steve Jones
Great & Greatest Las Vegas	1978	Las Vegas	NV	Tommy Hudson
Brunswick Regional Champ. Classic	1978	Rochester	NY	Mark Roth
Kessler Open	1978	Battle Creek	MI	Guppy Troup
Northern Ohio Open	1978	Cleveland	OH	Marshall Holman
Syracuse Open	1978	Syracuse	NY	Spigner Hamden
Brunswick World Open	1978	Chicago	IL	Wayne Webb
AMF Grand Prix of Bowling	1978	Reno	NV	Nelson Burton Jr.
Roloids Open	1979	St. Louis	MO	Mark Roth
Dutch Masters Open	1979	Detroit	MI	Tommy Hudson
Cleveland Open	1979	North Olmsted	OH	Cliff McNealy
Firestone "721" Classic	1979	Miami	FL	Roy Buckley
Fair Lanes Open	1979	Adelphi	MD	Larry Laub
King Louie Open	1979	Kansas City	MO	Mark Roth
Miller High Life Open	1979	Milwaukee	WI	Johnny Petraglia
Long Island Open	1979	Garden City	NY	Earl Anthony
BPAA U.S. Open	1979	Windsor Locks	CT	Joe Berardi
Midas Golden Challenge	1979	Palatine	IL	Johnny Petraglia
Tournament of Champions	1979	Akron	OH	George Pappas
Columbia PBA Doubles Classic	1979	San Jose	CA	Mark Roth &
Showboat PBA World Championship	1979	Las Vegas	NV	Mike Aulby
City of Roses Open	1979	Portland	OR	Mark Roth
Seattle Open	1979	Seattle	WA	Marshall Holman
Fresno Open	1979	Fresno	CA	Sam Flanagan
Southern California Open	1979	Torrance	CA	Henry Gonzalez
Tucson Open	1979	Tucson	AZ	Joe Berardi
Amarillo Open	1979	Amarillo	TX	Gary Dickinson
Houston Open	1979	Houston	TX	Ed Ressler
Waukegan Open	1979	Waukegan	IL	Wayne Webb
Buffalo Open	1979	Buffalo	NY	Wayne Webb
Sarasota Open	1979	Sarasota	FL	Nelson Burton Jr.

Champions by Season

79 Continued

Est. 1958

Great & Greatest Doubles	1979	Irving	TX	Mark Roth & Don Ellis
Brunswick Regional Champ. Classic	1979	Rochester	NY	Fred Jaskie
Kessler Open	1979	Battle Creek	MI	Larry Laub
Kessler Classic	1979	Indianapolis	IN	Mark Roth
Lawsons Open	1979	Cleveland	OH	Mark Roth
Syracuse Open	1979	Syracuse	NY	Mike Durbin
Brunswick Memorial World Open	1979	Deerfield	IL	Marshall Holman
ARC Alameda Open	1980	Alameda	CA	Warren Nelson
Showboat Invitational	1980	Las Vegas	NV	Wayne Webb
Miller High Life Classic	1980	Anaheim	CA	Gary Dickinson
Quaker State Open	1980	Grand Prairie	TX	Hugh Miller
Roloids Open	1980	St. Louis	MO	Alvin Lou
Midas Open	1980	Palatine	IL	Mike Aulby
AMF MagicScore Open	1980	Peoria	IL	Joe Hutchinson
Ford Open	1980	Cleveland	OH	Kyle Shedd
True Value Open	1980	Miami	FL	Palmer Fallgren
Fair Lanes Open	1980	Adelphi	MD	Nelson Burton Jr.
Long Island Open	1980	Garden City	NY	Earl Anthony
BPAA U.S. Open	1980	Windsor Locks	CT	Steve Martin
PBA World Championship	1980	Sterling Heights	MI	Johnny Petraglia
Miller High Life Open	1980	Milwaukee	WI	Alvin Lou
King Louie Open	1980	Overland Park	KS	Ernie Schlegel
Tournament of Champions	1980	Akron	OH	Wayne Webb
Showboat-PBA Doubles Classic	1980	Las Vegas	NV	Tommy Hudson &
Northern California Open	1980	Fremont	CA	Tom Baker
City of Roses Open	1980	Portland	OR	Ernie Schlegel
Seattle Open	1980	Seattle	WA	Dave Beckmann
U.S. Polychemical Open	1980	Fresno	CA	Steve Cook
Southern California Open	1980	Torrance	CA	Steve Martin
Tucson Open	1980	Tucson	AZ	Mike Aulby
Amarillo Open	1980	Amarillo	TX	Hugh Miller
Quad Cities Open	1980	Davenport	IA	Jim Godman
Waukegan Open	1980	Waukegan	IL	Guppy Troup
Buffalo Open	1980	Cheektowaga	NY	Joe Berardi
Canadian Open	1980	Hamilton	ONT, CAN	Kevin Gillette
Columbia 300 Open	1980	Sarasota	FL	Bill Coleman
Brunswick-PBA Regional Classic	1980	Rochester	NY	Mark Roth
Kessler Open	1980	Lansing	MI	Joe Berardi
Kessler Classic	1980	Indianapolis	IN	Wayne Webb
Northern Ohio Open	1980	Cleveland	OH	Mike Durbin

Champions by Season

80 Continued

Est. 1958

Syracuse Open	1980	Syracuse	NY	Pete Couture
Brunswick Great and Greatest	1980	Irving	TX	Harry Smith
Miller High Life Classic	1981	Anaheim	CA	Steve Martin
Showboat Invitational	1981	Las Vegas	NV	Mark Roth
ARC Alameda Open	1981	Alameda	CA	Bob Handley
Quaker State Open	1981	Grand Prairie	TX	Marshall Holman
BPAA U.S. Open	1981	Houston	TX	Marshall Holman
Roloids Open	1981	Florissant	MO	Earl Anthony
AMF MagicScore Open	1981	Peoria	IL	Earl Anthony
Cleveland Open	1981	North Olmsted	OH	Mal Acosta
PBA World Championship	1981	Toledo	OH	Earl Anthony
Miller High Life Open	1981	Milwaukee	WI	Mike Durbin
King Louie Open	1981	Overland Park	KS	Marshall Holman
True Value Open	1981	Miami	FL	Bo Bowden
Fair Lanes Open	1981	Baltimore	MD	Wayne Webb
Long Island Open	1981	Garden City	NY	Earl Anthony
Greater Hartford Open	1981	Windsor Locks	CT	Wayne Webb
Tournament of Champions	1981	Akron	OH	Steve Cook
U.S. Polychemical Open	1981	Fremont	CA	Mal Acosta
City of Roses Open	1981	Portland	OR	Bill Spigner
Seattle Open	1981	Seattle	WA	Jeff Morin
Pennzoil Open	1981	Torrance	CA	Tom Baker
Tucson Open	1981	Tucson	AZ	Matt Surina
Showboat PBA Doubles Classic	1981	Las Vegas	NV	Tom Baker &
Denver Open	1981	Denver	CO	Tom Baker
Waukegan Open	1981	Waukegan	IL	Ted Hannahs
Canadian Open	1981	Windsor	ONT, CAN	Mike Aulby
Buffalo Open	1981	Buffalo	NY	Roy Buckley
Sarasota Open	1981	Sarasota	FL	Mike Durbin
Aqua Fest/Mr. Gatti's Open	1981	Austin	TX	Dave Soutar
PBA Regional Champ. Classic	1981	Sinking Spring	PA	Joe Hutchinson
Kessler Classic	1981	Indianapolis	IN	Steve Cook
Lansing Open	1981	Lansing	MI	Mark Roth
Columbia 300 Open	1981	Fairview Park	OH	Mark Roth

Champions by Season

Est. 1958

81 Continued

Syracuse Open	1981	Syracuse Glendale	NY	Frank Ellenburg
Brunswick Memorial World Open	1981	Heights	IL	Steve Martin
Miller High Life Classic	1982	Anaheim	CA	Guppy Troup
Showboat Invitational	1982	Las Vegas	NV	Jim Miller
ARC Alameda Open	1982	Alameda	CA	Earl Anthony
Quaker State Open	1982	Grande Prairie	TX	Art Trask
BPAA U.S. Open	1982	Houston	TX	Dave Husted
Roloids Open	1982	Florissant	MO	Bill Straub
True Value Open	1982	Peoria	IL	Art Trask
Toledo Trust PBA World Championship	1982	Toledo	OH	Earl Anthony
Greater Miami Sunshine Open	1982	Miami	FL	Bob Handley
Fair Lanes Open	1982	Washington	DC	Mal Acosta
Long Island Open	1982	Garden City	NY	Steve Cook
Miller High Life Open	1982	Milwaukee	WI	Earl Anthony
King Louie Open	1982	Overland Park	KS	Pete Couture
Cleveland Open	1982	North Olmsted	OH	Art Trask
Greater Hartford Open	1982	Windsor Locks	CT	Pete Weber
Tournament of Champions	1982	Akron	OH	Mike Durbin
AC-Delco Classic	1982	Torrance	CA	George Pappas
Tucson Open	1982	Tucson	AZ	Mike Durbin
Seattle Open	1982	Seattle	WA	Tommy Hudson
City of Roses Open	1982	Portland	OR	Pete Weber
Kessler Open	1982	San Jose	CA	Steve Cook
Showboat PBA Doubles Classic	1982	Las Vegas	NV	Nelson Burton and Sam Zurich
Buffalo Open	1982	Cheektowaga	NY	Steve Martin
Molson Bowling Challenge	1982	Windsor	Canada	Guppy Troup
Waukegan Open	1982	Waukegan	IL	Wayne Webb
Denver Open	1982	Denver	CO	Randy Lightfoot
Aqua Fest/ Mr. Gatti's Open	1982	Austin	TX	Gary Skidmore
Sarasota Open	1982	Sarasota	FL	Dave Husted
AMF Grand Prix	1982	Paris	France	Tom Baker
PBA Reg. Champs. Classic	1982	Limerick	PA	Mark Roth

Champions by Season

Est. 1958

82 Continued

Northern Ohio Open	1982	Fairview Park	OH	Guppy Troup
Kessler Classic	1982	Indianapolis	IN	Steve Fehr
Columbia 300 Open	1982	Sterling Heights	MI	Wayne Webb
Syracuse Open	1982	Syracuse Glendale	NY	Dave Soutar
Brunswick Memorial World Open	1982	Heights	IL	Steve Fehr
Miller High Life Classic	1983	Anaheim	CA	Gary Skidmore
AC-Delco Classic	1983	Alameda	CA	Toby Contreras
Showboat Invitational	1983	Las Vegas	NV	Tom Milton
Quaker State Open	1983	Grand Prairie	TX	Guppy Troup
Greater Miami Sunshine Open	1983	Miami	FL	Wayne Webb
Roloids Open	1983	Florissant	MO	Joe Salvemini
True Value Open	1983	Peoria	IL	Earl Anthony
Cleveland Open	1983	Cleveland	OH	Norm Duke
Toledo Trust PBA World Championship	1983	Toledo	OH	Earl Anthony
King Louie Open	1983	Overland Park	KS	Don Genalo
Miller High Life Open	1983	Milwaukee	WI	Mark Fahy
BPAA U.S. Open	1983	Oak Lawn	IL	Gary Dickinson
Greater Hartford Open	1983	Windsor Locks	CT	Tom Milton
Fair Lanes Open	1983	Baltimore	MD	Art Trask
Long Island Open	1983	Garden City	NY	Don Genalo
Tournament of Champions	1983	Akron	OH	Joe Berardi
Houston Open	1983	Houston	TX	Bob Handley
Denver Open	1983	Denver	CO	Tom Milton
Tucson Open	1983	Tucson	AZ	Hugh Miller
Southern California Open	1983	Torrance	CA	Jimmie Pritts Jr.
Kessler Open	1983	San Jose	CA	Pete Couture
Seattle Open	1983	Seattle	WA	Charlie Tapp
Showboat PBA Doubles Classic	1983	Las Vegas	NV	Mike Durbin
Aqua Fest/ Mr. Gatti's Open	1983	Austin	TX	Marshall Holman
Venice Open	1983	Venice	FL	Marshall Holman

Champions by Season

Est. 1958

83 Continued

Buffalo Open	1983	Cheektowaga	NY	Sam Zurich
Molson Bowling Challenge	1983	Windsor	Canada	Dennis Jacques
Waukegan Open	1983	Waukegan	IL	Les Zikes
AMF Grand Prix of Tenpin Bowling	1983	Crawley	England	Mats Karlsson
Touring Players Championship	1983	Limerick	PA	Steve Cook
Northern Ohio Open	1983	Rocky River	OH	Mark Roth
Kessler Classic	1983	Indianapolis	IN	George Pappas
		Dearborn		
Greater Detroit Open	1983	Heights	MI	Brian Voss
Syracuse Open	1983	Syracuse	NY	Joe Salvemini
Brunswick Memorial World Open	1983	Glendale	IL	Wayne Webb
Roloids Open	1984	Anaheim	CA	Wayne Webb
AC-Delco Classic	1984	Alameda	CA	Butch Soper
Showboat Invitational	1984	Las Vegas	NV	George Pappas
Quaker State Open	1984	Grand Prairie	TX	Hugh Miller
Miller High Life Classic	1984	Miami	FL	Mark Baker
Angle Open	1984	Florissant	MO	Nelson Burton Jr.
True Value Open	1984	Peoria	IL	Ted Hannahs
Meister Brau Open	1984	North Olmsted	OH	Rick Sajek
Toledo Trust PBA World Championship	1984	Toledo	OH	Bob Chamberlain
King Louie Open	1984	Overland Park	KS	Gary Skidmore
BPAA U.S. Open	1984	Chicago	IL	Mark Roth
Miller High Life Open	1984	Milwaukee	WI	Rick Sajek
Fair Lanes Open	1984	Baltimore	MD	Dale Eagle
Long Island Open	1984	Garden City	NY	Ernie Schlegel

Champions by Season

Est. 1958

84 Continued

Greater Hartford Open	1984	Windsor Locks	CT	Jimmie Pritts Jr.
Tournament of Champions	1984	Akron	OH	Mike Durbin
Seattle Open	1984	Seattle	WA	Don Genalo
Denver Open	1984	Denver	CO	John Gant
Tucson Open	1984	Tucson	AZ	Ron Palombi Jr.
Southern California Open	1984	Riverside	CA	Gary Skidmore
Kessler Open	1984	Dublin	CA	Wayne Webb Mark Roth & Marshall Holman
Showboat PBA Doubles Classic	1984	Las Vegas	NV	Pete Weber
Aqua Fest/ Mr. Gatti's Open	1984	Austin	TX	Brian Voss
Houston Open	1984	Houston	TX	Mark Williams
Waukegan Open	1984	Waukegan	IL	George Pappas
Buffalo Open	1984	Buffalo	NY	Pete Weber Louie Blancarte & John Forst
Molson Golden Bowling Challenge	1984	Windsor	Canada	Mike Aulby
Columbia Sr./Tour Pro Doubles Champ.	1984	San Antonio	TX	Charlie Lacy
Indianapolis Open	1984	Indianapolis	IN	Mark Roth
True Value Open	1984	Fairview Park Dearborn	OH	Mike Aulby
Greater Detroit Open	1984	Heights Glendale	MI	Guppy Troup
Brunswick Memorial World Open	1984	Heights	IL	Mark Roth
Budweiser Classic	1984	Columbus	OH	Mike Aulby
Angle Touring Players Championship	1984	Charlotte	NC	Steve Martin
AC-Delco Classic	1985	Union City	CA	Pete Weber
Greater Los Angeles Open	1985	Torrance	CA	Mike Durbin
Showboat Invitational	1985	Las Vegas	NV	Pete Weber
Quaker State Open	1985	Grand Prairie	TX	Pete Weber
Lite Beer Classic	1985	Miami	FL	Marshall Holman
BPAA U.S. Open	1985	Venice	FL	

Champions by Season

Est. 1958

85 Continued

AMF Angle Open	1985 Florissant	MO	David Ozio
True Value Open	1985 Peoria	IL	Ted Hannahs
Lite Beer Open	1985 North Olmsted	OH	Ernie Schlegel
Toledo Trust PBA World Championship	1985 Toledo	OH	Mike Aulby
King Louie Open	1985 Overland Park	KS	Don Genalo
Lite Beer Championship	1985 Milwaukee	WI	Wayne Webb
Fair Lanes Open	1985 Baltimore	MD	Wayne Webb
Old Spice Classic	1985 Garden City	NY	Mike Aulby
Pat Boone Open	1985 Windsor Locks	CT	Mark Williams
Tournament of Champions	1985 Akron	OH	Mark Williams
Denver Open	1985 Denver	CO	Mike Aulby
Seattle Open	1985 Seattle	WA	Dennis Jacques
Kessler Open	1985 Dublin	CA	Tony Cariello
Showboat PBA Doubles Classic	1985 Las Vegas	NV	Mike Aulby
Southern California Open	1985 Riverside	CA	Dennis Jacques
Tucson Open	1985 Tucson	AZ	David Ozio
Austin Open	1985 Austin	TX	Guppy Troup
Hammer Open	1985 Waukegan	IL	Bob Chamberlain
Molson Golden Bowling Challenge	1985 Windsor	ONT, CAN	Billy Young Jr.
Greater Buffalo Open	1985 Cheektowaga	NY	Gary Skidmore Les Zikes & Steve Wunderlich
Columbia Senior/Touring Pro Doubles	1985 Erlanger	KY	Steve Wunderlich
Japan Cup	1985 Tokyo	Japan	Ken Taniguchi
Kodak Invitational	1985 Rochester	NY	Marshall Holman
Budweiser Open	1985 Taylor	MI	Pete Weber
True Value Open	1985 Indianapolis	IN	Darryl Bower
Brunswick Memorial World Open	1985 Glendale	IL	Mike Aulby
Budweiser Classic	1985 Columbus	OH	Tom Baker
Touring Players Championship	1985 Saginaw	MI	Dave Husted
AC-Delco Classic	1986 Union City	CA	Randy Pedersen
Greater Los Angeles Open	1986 Torrance	CA	Del Warren
Showboat Invitational	1986 Las Vegas	NV	Gary Skidmore

Champions by Season

Est. 1958

86 Continued

Quaker State Open	1986	Grand Prairie	TX	Jon O'Drobinak
Lite Beer Classic	1986	Miami	FL	David Ozio
BPAA U.S. Open	1986	Venice	FL	Steve Cook
St. Louis Open	1986	St. Louis	MO	Pete Weber
Lite Beer Championship	1986	Milwaukee	WI	Don Genalo
True Value Open	1986	Peoria	IL	Walter Ray Williams Jr.
King Louie Open	1986	Overland Park	KS	Mark Barker
Lite Beer Open	1986	North Olmsted	OH	Mal Acosta
Toledo Trust PBA World Championship	1986	Toledo	OH	Tom Crites
Fair Lanes Open	1986	Baltimore	MD	Walter Ray Williams Jr.
Long Island Open	1986	Garden City	NY	Peter Hakim
Greater Hartford Open	1986	Windsor Locks	CT	Steve Cook
Tournament of Champions	1986	Akron	OH	Marshall Holman
Showboat PBA Doubles Classic	1986	Las Vegas	NV	Steve Cook & Mike Aulby
Kessler Open	1986	Dublin	CA	Dave Husted
Ebonite-Firebolt Open	1986	Seattle	WA	Dale Eagle
Southern California Open	1986	Riverside	CA	Mats Karlsson
Miller Lite Challenge	1986	Tucson	AZ	Dave Husted
Austin Open	1986	Austin	TX	Steve Cook
Hammer Open	1986	Edmond	OK	Walter Ray Williams Jr.
Molson Golden Bowling Challenge	1986	Windsor	ONT, CAN	Don Genalo
Greater Buffalo Open	1986	Cheektowaga	NY	Jeff Bellinger
Columbia Senior/Touring Pro Doubles	1986	Erlanger	KY	Teata Semiz
Japan Cup	1986	Tokyo	Japan	Pete Weber
Kodak Invitational	1986	Rochester	NY	Tom Baker
True Value Open	1986	Indianapolis	IN	Harry Sullins
Brunswick Memorial World Open	1986	Glendale Heights	IL	George Branham III
Budweiser Classic	1986	Columbus	OH	Dave Ferraro
Bud Touring Players Championship	1986	Taylor	MI	Mark Williams
Seagram's Coolers U.S. Open	1987	Tacoma	WA	Del Ballard Jr.
AC Delco Classic	1987	Union City	CA	George Branham III

Champions by Season

Est. 1958

87 Continued

Showboat Invitational	1987	Las Vegas	NV	Kent Wagner
Greater Los Angeles Open	1987	Torrance	CA	Mats Karlsson
Quaker State Open	1987	Grand Prairie	TX	Brian Voss
Miller Lite Classic	1987	Miami	FL	Walter Ray Williams Jr.
Bowlers Journal Florida Open	1987	Venice	FL	Jim Murtishaw
True Value Open	1987	Peoria	IL	John Gant
Miller Lite Championship	1987	Milwaukee	WI	Tom Milton
King Louie Open	1987	Overland Park	KS	Jimmie Pritts Jr.
Miller Lite Open	1987	North Olmsted	OH	Dave Ferraro
Toledo Trust PBA World Championship	1987	Toledo	OH	Randy Pedersen
Fair Lanes Open	1987	Washington	C	Randy Pedersen
Showboat Atlantic City Open	1987	Atlantic City	NJ	Tom Crites
Greater Hartford Open	1987	Windsor Locks	CT	Bob Handley
Tournament of Champions	1987	Akron	OH	Pete Weber
Showboat PBA Doubles Classic	1987	Las Vegas	NV	Del Warren
Kessler Open	1987	Dublin	CA	Mark Baker
Columbia 300 Open	1987	Seattle	WA	Parker Bohn III
Southern California Open	1987	Riverside	CA	Brian Voss
Miller Lite Challenge	1987	Tucson	AZ	Scott Devers
Austin Open	1987	Austin	TX	Kent Wagner
Hammer Open	1987	Edmond	OK	Walter Ray Williams Jr.
Kessler Sr./Touring Pro Championship	1987	Green Bay	WI	Mickey Spiezio
Greater Buffalo Open	1987	Cheektowaga	NY	Mark Roth
Molson Golden Bowling Challenge	1987	Windsor	ONT, CAN	Harry Sullins
Number 7 PBA Invitational	1987	Toronto	Ca	Mark Roth
Japan Cup	1987	Tokyo	Japan	Amleto Monacelli
Kodak Invitational	1987	Rochester	NY	Scott Devers
True Value Open	1987	Indianapolis	IN	Ron Palombi Jr.
Brunswick Memorial World Open	1987	Glendale	IL	Del Ballard Jr.
Budweiser Classic	1987	Columbus	OH	Leroy Bornhop
Bud Touring Players Championship	1987	Taylor	MI	Tom Crites

Champions by Season

Est. 1958

88 Continued

ARC Alameda Open	1988	Alameda	CA	Mike Jasnau
Showboat Invitational	1988	Las Vegas	NV	Amleto Monacelli
AC-Delco Classic	1988	Torrance	CA	Joe Berardi
Quaker State Open	1988	Grand Prairie	TX	Bob Benoit
Don Carter's Greater New Orleans Classic	1988	Harvey	LA	Roger Bowker
Bowlers Journal Florida Open	1988	Venice	FL	Marshall Holman
Miller Lite Classic	1988	Miami	FL	Tom Milton
Miller Lite Open	1988	North Olmsted	OH	Mike Aulby
Trustcorp National Championship	1988	Toledo	OH	Brian Voss
King Louie Open	1988	Overland Park	KS	Palmer Fallgren
True Value Open	1988	Peoria	IL	Brian Voss
Miller Lite Championship	1988	Milwaukee	WI	Jeff Bellinger
air Lanes Open	1988	Baltimore	MD	Mark Williams
Seagram's Coolers U.S. Open	1988	Atlantic City	NJ	Pete Weber
Greater Hartford Open	1988	Windsor Locks	CT	Tony Westlake
Tournament of Champions	1988	Akron	OH	Mark Williams
A&W Pro Bowlers Classic	1988	Phoenix	AZ	Steve Cook
Fresno Open	1988	Fresno	CA	Pete McCordic
Showboat PBA Doubles Classic	1988	Las Vegas	NV	Joe Berardi
Kessler Open	1988	Dublin	CA	Bryan Alpert
Seattle Open	1988	Seattle	WA	Tom Crites
Miller Lite Challenge	1988	Tucson	AZ	Pete McCordic
Kessler Classic	1988	Riverside	CA	Sam Maccarone
Columbia 300 Open	1988	Austin	TX	Scott Devers
Hammer Open	1988	Edmond	OK	David Ozio
La Mode Classic	1988	Green Bay	WI	Dave Husted
Molson Golden Bowling Challenge	1988	Windsor	Ontario, Canada	Sam Maccarone Carmen Salvino & Randy Pedersen
Senior/Touring Pro Doubles Champ.	1988	Cheektowaga	NY	
No. 7 PBA Invitational	1988	Calgary	Alberta,	Dave Ferraro

Champions by Season

Est. 1958

88 Continued

Oronamin C Japan Cup	1988	Tokyo	Japan	Takeo Sakai
Kodak Invitational	1988	Rochester	NY	Ron Palombi Jr.
True Value Open	1988	Indianapolis	IN	Joe Berardi
Brunswick Memorial World Open	1988	Glendale	IL	Mats Karlsson
Budweiser Classic	1988	Columbus	OH	Ron Williams
Bud Touring Players Championship	1988	Taylor	MI	Dave Ferraro
ARC Pinole Open	1989	Pinole	CA	Ernie Schlegel
AC-Delco Classic	1989	Torrance	CA	Randy Pedersen
Showboat Invitational	1989	Las Vegas	NV	Del Ballard Jr.
Quaker State Open	1989	Grand Prairie	TX	Del Ballard Jr.
Budweiser Classic	1989	Miami	FL	Randy Pedersen
Bowlers Journal Florida Open	1989	Merritt Island	FL	Brian Voss
Don Carter's Greater New Orleans Classic	1989	Harvey	LA	Brian Voss
True Value Open	1989	Peoria	IL	Wayne Webb
Showboat Atlantic City Open	1989	Atlantic City	NJ	Mike Aulby
Budweiser Open	1989	North Olmsted	OH	Mike Aulby
Trustcorp PBA World Championship	1989	Toledo	OH	Pete Weber
King Louie Open	1989	Overland Park	KS	Butch Soper
Seagram's Coolers U.S. Open	1989	Edmond	OK	Mike Aulby
Fair Lanes Open	1989	Baltimore	MD	Ron Bell
Greater Hartford Open	1989	Windsor Locks	CT	Charlie Tapp
Tournament of Champions	1989	Akron	OH	Del Ballard Jr.
A&W Fair Lanes Open	1989	Phoenix	AZ	Harry Sullins
Fresno Open	1989	Fresno	CA	Marc McDowell
Showboat PBA Doubles Classic	1989	Las Vegas	NV	Mike Aulby & Steve Cook
Kessler Open	1989	Dublin	CA	Pete Weber
Seattle Open	1989	Seattle	WA	Jess Stayrook
Kessler Classic	1989	Riverside	CA	Tom Crites
Miller Lite Challenge	1989	Tucson	AZ	Amleto Monacelli
El Paso Open	1989	El Paso	TX	Tony Westlake
Columbia 300 Open	1989	Austin	TX	Joe Salvemini
Wichita Open	1989	Wichita	KS	Amleto Monacelli

Champions by Season

Est. 1958

89 Continued

La Mode Classic	1989	Green Bay	WI	Jim Pencak
Senior/Touring Pro Doubles Championship	1989	Buffalo	NY	Dick Weber &
			Alberta	
Number 7 Invitational	1989	Calgary	Canada	Kevin West
Oronamin C Japan Cup	1989	Tokyo	Japan	Randy Pedersen
Budweiser Challenge	1989	Rochester	NY	Joe Berardi
Toyota Classic	1989	St. Louis	MO	Charlie Tapp
Brunswick Memorial World Open	1989	Glendale Heights	IL	Parker Bohn III
Milwaukee Classic	1989	Milwaukee	WI	David Ozio
Bud Touring Players Championship	1989	Taylor	MI	Amleto Monacelli
Cambridge Mixed Doubles	1989	Reno	NV	Amleto Monacelli
AC-Delco Classic	1990	Torrance	CA	Ron Williams
Showboat Invitational	1990	Las Vegas	NV	Dave Husted
ARC Pinole Open	1990	Pinole	CA	Chris Warren
Quaker State Open	1990	Grand Prairie	TX	Randy Pedersen
Don Carter Classic	1990	Kenner	LA	Parker Bohn III
Budweiser Classic	1990	Sunrise	FL	Brian Voss
Bowlers Journal Space Coast Open	1990	Merritt Island	FL	Robert Lawrence
Fair Lanes Open	1990	Baltimore	MD	Danny Wiseman
Columbus Professional Bowling Classic	1990	Columbus	OH	Amleto Monacelli
Society Bank PBA World Championship	1990	Toledo	OH	Jim Pencak
Budweiser Open	1990	North Olmsted	OH	Jim Pencak
True Value Open	1990	Peoria	IL	Robert Lawrence
Seagram's Coolers U.S. Open	1990	Indianapolis	IN	Ron Palombi Jr.
Showboat Atlantic City Open	1990	Atlantic City	NJ	Jim Pencak
Greater Hartford Open	1990	Windsor Locks	CT	Mike Aulby
Tournament of Champions	1990	Akron	OH	Dave Ferraro
Seattle Open	1990	Seattle	WA	Chris Warren
PBA Oregon Open	1990	Portland	OR	Mark Baker
Showboat PBA Doubles Classic	1990	Las Vegas	NV	David Ozio
Kessler Open	1990	Dublin	CA	Butch Soper
Fresno Open	1990	Fresno	CA	Hugh Miller

Champions by Season

Est. 1958

90 Continued

Columbia 300 Open	1990	Austin	TX	Bob Handley
Wichita Open	1990	Wichita	KS	Amleto Monacelli
La Mode Classic	1990	Green Bay	WI	Pete Weber
Senior/Touring Pro Doubles Championship	1990	Buffalo	NY	Dave Soutar &
Oronamin C Japan Cup	1990	Tokyo	Japan	Chris Warren
Chevy Truck Classic	1990	Rochester	NY	Roger Bowker
Toyota Classic	1990	Richmond	MO	Pete Weber
Brunswick Memorial World Open	1990	Glendale Heights	IL	Jimmy Johnson
American Bowling Congress Fall Classic	1990	Milwaukee	WI	Parker Bohn III
Bud Touring Players Championship	1990	Taylor	MI	Duane Fisher
Cambridge Mixed Doubles	1990	Reno	NV	Amleto Monacelli
AC-Delco Classic	1991	Torrance	CA	David Ozio
Showboat Invitational	1991	Las Vegas	NV	David Ozio
ARC Pinole Open	1991	Pinole	CA	Brian Voss
Quaker State Open	1991	Grand Prairie	TX	Amleto Monacelli
Florida Open	1991	Winter Haven	FL	John Mazza
Bud Light Classic	1991	Sunrise	FL	Bob Benoit
Flagship City Open	1991	Erie	PA	Jess Stayrook
Fair Lanes Open	1991	Randallstown	MD	Pete Weber
Johnny Petraglia Open	1991	North Brunswick	NJ	Pete Weber
Leisure's Long Island Open	1991	Sayville	NY	Del Ballard Jr.
Bud Light Open	1991	Parma Heights	OH	Norm Duke
PBA World Championship	1991	Toledo	OH	Mike Miller
True Value Open	1991	Peoria	IL	Amleto Monacelli
BPAA U.S. Open	1991	Indianapolis	IN	Pete Weber
Tums Classic	1991	Windsor Locks	CT	Billy Young Jr.
Tournament of Champions	1991	Akron	OH	David Ozio
Fresno Open	1991	Fresno	CA	John Mazza
Kessler Classic	1991	Riverside	CA	Bryan Goebel
Celebrity Denver Open	1991	Denver	CO	John Mazza

Champions by Season

91 Continued

Est. 1958

Beaumont PBA Doubles Classic	1991	Beaumont	TX	Del Ballard Jr. &
Kessler Open	1991	Dublin	CA	Del Ballard Jr.
Seattle Open	1991	Seattle	WA	Danny Wiseman
PBA Oregon Open	1991	Portland	OR	Tony Westlake
El Paso Open	1991	El Paso	TX	Ray Edwards
Tucson Open	1991	Tucson	AZ	Norm Duke
Wichita Open	1991	Wichita	KS	Chris Warren
Columbia 300 Open	1991	Austin	TX	Brian Voss
Choice Hotels International Summer Classic	1991	Edmond	OK	Steve Jaros
La Mode Classic	1991	Green Bay	WI	Tony Westlake Teata Semiz &
Senior/Touring Pro Doubles	1991	Cheektowaga	NY	Rick Steelsmith
Toyota Classic	1991	Richmond	MO	Danny Wiseman
Oronamin C Japan Cup	1991	Tokyo	Japan	Walter Ray Williams Jr.
Brunswick Memorial World Open	1991	Lake Zurich	IL	Jess Stayrook
Chevy Truck Classic	1991	Rochester	NY	David Ozio
Bud Touring Players Championship	1991	Taylor	MI	Dave Ferraro
Cambridge Mixed Doubles	1991	Reno	NV	Del Ballard Jr.
AC-Delco Classic	1992	Torrance	CA	Marc McDowell
Showboat Invitational	1992	Las Vegas	NV	Harry Sullins
ARC Sacramento Open	1992	Sacramento	CA	Mike Scroggins
Quaker State Open	1992	Grand Prairie	TX	Alan Bishop
Flagship City Open	1992	Erie	PA	Eric Forkel
True Value Open	1992	Peoria	IL	Bruce Hamilton
Fair Lanes Open	1992	Baltimore	MD	Bob Learn Jr.
Florida Open	1992	Winter Haven	FL	Chris Warren
Paula Carter's Homestead Classic	1992	Homestead	FL	Brian Voss
Johnny Petraglia Open	1992	North Brunswick	NJ	Dave Ferraro
Cleveland Open	1992	Parma Heights	OH	Steve Cook
Bud Light PBA World Championship	1992	Toledo	OH	Eric Forkel

Champions by Season

Est. 1958

92 Continued

Toyota Long Island Open	1992	Sayville	NY	Del Ballard Jr.
BPAA U.S. Open	1992	Canandaigua	NY	Robert Lawrence
Tums Classic	1992	Windsor Locks	CT	Jimmy Keeth
Tournament of Champions	1992	Akron	OH	Marc McDowell
Earl Anthony Open	1992	Dublin	CA	Mike Shady
Seattle Open	1992	Seattle	WA	Eric Adolphson
PBA Oregon Open	1992	Portland	OR	Del Ballard Jr.
Active West PBA Open	1992	Riverside	CA	Dave Ferraro
Fresno Open	1992	Fresno	CA	Dave D'Entremont
El Paso Open	1992	El Paso	TX	Parker Bohn III
Tucson Open	1992	Tucson	AZ	Bob Vespi
Wichita Open	1992	Wichita	KS	Mike Miller
Choice Hotels Summer Classic	1992	Edmond	OK	Amleto Monacelli
Beaumont PBA Doubles Classic	1992	Beaumont	TX	Parker Bohn III
Columbia 300 Open	1992	San Antonio	TX	Roger Bowker Justin Hromek & Dick Weber
Senior/Touring Pro Doubles	1992	Belleville	IL	Dick Weber
Green Bay Classic	1992	Green Bay	WI	Mike Aulby
ABC West Lanes Open	1992	Mechanicsburg	PA	Bob Vespi
Oronamin C Japan Cup	1992	Tokyo	Japan	Parker Bohn III
Bud Light Touring Players Champ.	1992	Indianapolis	IN	Pete Weber
Rochester Open	1992	Rochester	NY	Marc McDowell
Taylor Lanes Open	1992	Taylor	MI	Amleto Monacelli
Brunswick Memorial World Open	1992	Lake Zurich	IL	Jeff Lizzi
AC-Delco Classic	1993	Torrance	CA	Ron Williams
Phoenix Open	1993	Phoenix	AZ	Parker Bohn III
Showboat Invitational	1993	Las Vegas	NV	Mike Aulby
Quaker State Open	1993	Grand Prairie	TX	Steve Hoskins
True Value Open	1993	Peoria	IL	John Mazza
		Richmond		
Bud Light Hall of Fame Champ.	1993	Heights	MO	Bob Learn Jr.
Cleveland Open	1993	Parma Heights	OH	Ron Williams

Champions by Season

93 Continued

Est. 1958

Bud Light PBA World Championship	1993 Toledo	OH	Ron Palombi Jr.
Flagship City Open	1993 Erie	PA	Walter Ray Williams Jr.
Baltimore Open	1993 Baltimore	MD	George Branham III
Johnny Petraglia Open	1993 North Brunswick	NJ	Ricky Ward
Leisure's Long Island Open	1993 Sayville	NY	Dave Arnold
Tums Classic	1993 Windsor Locks	CT	Jason Couch
BPAA U.S. Open	1993 Canandaigua	NY	Del Ballard Jr.
IOF Foresters Bowling for Miracles	1993 Ontario	Canada	Pete Weber
Tournament of Champions	1993 Fairlawn	OH	George Branham III Rich Abboud & Teata Semiz
PBA Touring Pro/Senior Doubles	1993 O'Fallon	IL	Teata Semiz
Columbia 300 Open	1993 San Antonio	TX	Walter Ray Williams Jr.
Billy Vukovich III Memorial Fresno Open	1993 Fresno	CA	Randy Pedersen
Seattle Open	1993 Seattle	WA	Steve Fields
Northwest Classic	1993 Kennewick	WA	Walter Ray Williams Jr.
PBA Oregon Open	1993 Portland	OR	Walter Ray Williams Jr.
Active West Open	1993 Riverside	CA	Brian Voss
Tucson Open	1993 Tucson	AZ	Walter Ray Williams Jr.
El Paso Open	1993 El Paso	TX	Bob Benoit
Wichita Open	1993 Wichita	KS	Mike Aulby
Choice Hotels Summer Classic	1993 Edmond	OK	Steve Jaros
Greater Grand Rapids Open	1993 Grand Rapids	MI	Walter Ray Williams Jr.
Greater Harrisburg Open	1993 Mechanicsburg	PA	Brian Davis
Paula Carter's Homestead Classic	1993 Homestead	FL	Walter Ray Williams Jr.
Oronamin C Japan Cup	1993 Tokyo	Japan	Pete Weber
Rochester Open	1993 Rochester	NY	Roger Bowker
Greater Detroit Open	1993 Taylor	MI	Norm Duke
Touring Players Championship	1993 Indianapolis	IN	Jason Couch
Brunswick Memorial World Open	1993 Lake Zurich	IL	Dave Husted Parker Bohn III & Aleta Sill
Merit Mixed Doubles Championship	1993 Reno	NV	Aleta Sill
AC-Delco Classic	1994 Lakewood	CA	Norm Duke
Showboat Invitational	1994 Las Vegas	NV	Walter Ray Williams Jr.

Champions by Season

94 Continued

Est. 1958

Quaker State Open	1994 Grand Prairie	TX	Steve Hoskins
Choice Hotels Classic	1994 Edmond	OK	Norm Duke
Bud Light Hall of Fame Championship	1994 Richmond	MO	Andy Neuer
True Value Open	1994 Peoria	IL	Bryan Goebel
PBA World Championship	1994 Toledo	OH	David Traber
Brunswick Johnny Petraglia Open	1994 North Brunswick	NJ	Norm Duke
Leisure's Long Island	1994 Sayville	NY	Amleto Monacelli
Tums Classic	1994 Windsor Locks	CT	Harry Sullins
SplitFire Spark Plug Open	1994 Erie	PA	Dennis Horan Jr.
BPAA U.S. Open	1994 Troy	MI	Justin Hromek
IOF Foresters Bowling For Miracles	1994 Ontario	Canada	Mike Edwards
General Tire Tournament of Champions	1994 Fairlawn	OH	Norm Duke
Northwest Classic	1994 Kennewick	WA	Dave Husted
PBA Oregon Open	1994 Portland	OR	Dave D'Entremont
Hilton Hotels Classic	1994 Reno	NV	John Mazza
Active West Open	1994 Ontario	CA	Bryan Goebel
Tucson Open	1994 Tucson	AZ	Steve Hoskins
Sherwin-Williams Classic	1994 Bedford	OH	Dave Husted
Greater Harrisburg Open	1994 Mechanicsburg	PA	Randy Pedersen
Greater Lexington Classic	1994 Lexington	KY	Amleto Monacelli
Oronamin C Japan Cup	1994 Tokyo	Japan	Brian Voss
AMF Dick Weber Classic	1994 Richmond	VA	John Mazza
Touring Players Championship	1994 Indianapolis	IN	Walter Ray Williams Jr.
Greater Detroit Open	1994 Taylor	MI	Bryan Goebel
Greater Rochester Open	1994 Rochester	NY	Norm Duke
Great Lakes PBA Classic	1994 Grand Rapids	MI	Dave Ferraro
Brunswick Memorial World Open	1994 Lake Zurich	IL	Eric Forkel Bryan Goebel &
Merit Mixed Doubles Championship	1994 Reno	NV	Aleta Sill
AC-Delco Classic	1995 Lakewood	CA	Jess Stayrook
Hilton Hotels Classic	1995 Reno	NV	Justin Hromek
Showboat Invitational	1995 Las Vegas	NV	Dave Husted

Champions by Season

Est. 1958

95 Continued

Quaker State Open	1995	Grand Prairie	TX	Bob Spaulding
Choice Hotels Classic	1995	Sunrise	FL	Dave D'Entremont
Peoria Open	1995	Peoria	IL	Dave D'Entremont
Chevrolet PBA World Championship	1995	Toledo	OH	Scott Alexander
Greater Baltimore Open	1995	Baltimore	MD	David Traber
Brunswick Johnny Petraglia Open	1995	North Brunswick	NJ	John Gant
Bud Light Championship	1995	Long Island	NY	Jess Stayrook
Tums Classic	1995	Windsor Locks	CT	Jack Jurek
SplitFire Spark Plug Open	1995	Erie	PA	Danny Wiseman
BPAA U.S. Open	1995	Detroit	MI	Dave Husted
IOF Foresters Open	1995	Toronto	Canada	Mark Roth
Brunswick World T of C	1995	Lake Zurich	IL	Mike Aulby
Northwest Classic	1995	Kennewick	WA	John Handegard
Oregon Open	1995	Portland	OR	Norm Duke
Tucson Open	1995	Tucson	AZ	Bryan Goebel
Columbia 300 Open	1995	Austin	TX	Parker Bohn III
Ebonite Kentucky Classic	1995	Louisville	KY	Randy Pedersen
Cleveland Open	1995	Bedford	OH	Norm Duke
Bowlers Journal Classic	1995	Mechanicsburg	PA	Jason Couch
Oronamin C Japan Cup	1995	Tokyo	Japan	Amleto Monacelli
Indianapolis Open	1995	Indianapolis	IN	Jason Couch
Greater Detroit Open	1995	Taylor	MI	Brian Voss
Great Lakes Classic	1995	Wyoming	MI	Danny Wiseman
Rochester Open	1995	Rochester	NY	Walter Ray Williams Jr.
AMF Dick Weber Classic	1995	Richmond	VA	David Ozio
Bayer/Brunswick TPC	1995	Pittsburgh	PA	Ernie Schlegel
Merit Mixed Doubles	1995	Las Vegas	NV	Butch Soper & Aleta Sill
Peoria Open	1996	Peoria	IL	Wayne Webb
Columbia 300 Open	1996	Austin	TX	C.K. Moore
Reno Open	1996	Reno	NV	Dave Arnold
Oregon Open	1996	Portland	OR	Brian Voss

Champions by Season

96 Continued

Est. 1958

Track Synergy Open	1996	Kennewick	WA	Walter Ray Williams Jr.
Tucson Open	1996	Tucson	AZ	Bryan Goebel
AC-Delco Classic	1996	Lakewood	CA	Tom Baker
Showboat Invitational	1996	Las Vegas	NV	Walter Ray Williams Jr.
Quaker State Open	1996	Grand Prairie	TX	Steve Wilson
Comfort Inn Classic	1996	Sunrise	FL	Steve Hoskins
Flagship Open	1996	Erie	PA	Bob Learn Jr.
Brunswick Johnny Petraglia Open	1996	North Brunswick	NJ	Walter Ray Williams Jr.
Bud Light Championship	1996	Sayville	NY	Philip Ringener
Brunswick World T of C	1996	Lake Zurich	IL	Dave D'Entremont
IOF Foresters Open	1996	Mississauga	ONT, CAN	David Traber
Greater Baltimore Open	1996	Baltimore	MD	Mike Aulby
Greater Hartford Open	1996	Windsor Locks	CT	Dennis Horan Jr.
PBA World Championship	1996	Toledo	OH	Butch Soper
Greater Detroit Open	1996	Taylor	MI	Doug Kent
Kingpin Classic	1996	Wichita	KS	Jess Stayrook
Oronamin C Japan Cup	1996	Tokyo	Japan	Steve Wilson
BPAA U.S. Open	1996	Indianapolis	IN	Dave Husted
Cleveland Open	1996	Bedford	OH	George Branham III
Ebonite Classic	1996	Troy	MI	Marshall Holman
Rochester Open	1996	Rochester	NY	Walter Ray Williams Jr.
Touring Pro/Senior Doubles	1996	East Providence	RI	Eric Forkel & Gene Stus
Greater Harrisburg Open	1996	Mechanicsburg	PA	Walter Ray Williams Jr.
Bayer/Brunswick TPC	1996	Pittsburgh	PA	Mike Aulby
Merit Mixed Doubles	1996	Las Vegas	NV	Mark Williams & Aleta Sill
Tournament of Champions	1997	Reno	NV	John Gant
Columbia 300 Open	1997	Austin	TX	Walter Ray Williams Jr.
Tucson Open	1997	Tucson	AZ	Pete Weber
Brentwood Classic	1997	Brentwood	CA	John Mazza
Northwest Classic	1997	Richland	WA	Brian Voss
PBA Oregon Open	1997	Portland	OR	Jim Johnson Jr.
AC-Delco Classic	1997	Lakewood	CA	Parker Bohn III

Champions by Season

Est. 1958

96 Continued

Showboat Invitational	1997 Las Vegas	NV	Parker Bohn III
Peoria Open	1997 Peoria	IL	Wayne Webb
PBA World Championship	1997 Toledo	OH	Rick Steelsmith
Flagship Open	1997 Erie	PA	Tim Criss
Bud Light Championship	1997 Lake Grove	NY	Wayne Webb
Comfort Inn Classic	1997 Tampa	FL	Pete Weber
Greater Sebring Open	1997 Sebring	FL	Tim Criss
Brunswick Johnny Petraglia Open	1997 North Brunswick	NJ	Walter Ray Williams Jr.
IOF Foresters Open	1997 Mississauga	ONT, CAN	Norm Duke
Harrisburg Open	1997 Harrisburg	PA	Tom Baker
Greater Detroit Open	1997 Taylor	MI	Ricky Ward
Wichita Open	1997 Wichita	KS	Brian Voss
St. Clair Classic	1997 Fairview Heights	IL	Walter Ray Williams Jr.
Japan Cup	1997 Tokyo	Japan	Doug Kent
Ebonite Challenge	1997 Windsor Locks	CT	Norm Duke
Ebonite Challenge	1997 Rochester	NY	Steve Hoskins
Mobil 1 Classic	1997 Bay City	MI	Amleto Monacelli
Ebonite Challenge	1997 Indianapolis	IN	John Mazza
Ebonite Classic	1997 Virginia Beach	VA	Amleto Monacelli
Bayer/Brunswick TPC	1997 Pittsburgh	PA	Steve Hoskins
Merit Mixed Doubles Championship	1997 Reno	NV	Tim Criss & Carol Gianotti-
Brentwood Classic	1998 Brentwood	CA	Parker Bohn III
Long John Silver's Classic	1998 Albuquerque	NM	Ricky Ward
Columbia 300 Open	1998 Austin	TX	Roger Bowker
Peoria Open	1998 Peoria	IL	Dave Traber
PBA World Championship	1998 Toledo	OH	Pete Weber
Storm Flagship Open	1998 Erie	PA	Walter Ray Williams Jr.
U.S. Open	1998 Milford	CT	Walter Ray Williams Jr.
Touring Players Championship	1998 Akron	OH	Dennis Horan Jr.
Tucson Open	1998 Tucson	AZ	Norm Duke
USBC Masters	1998 Reno	NV	Mike Aulby
Greater Detroit Open	1998 Taylor	MI	Parker Bohn III

Champions by Season

98 Continued

Est. 1958

Brunswick Johnny Petraglia Open	1998	North Brunswick	NJ	Brian Voss
Greater Harrisburg Open	1998	Mechanicsburg	PA	Parker Bohn III
Showboat Invitational	1998	Las Vegas	NV	Jason Couch
AC-Delco Classic	1998	Lakewood	CA	Steve Hoskins
PBA Oregon Open	1998	Portland	OR	Danny Wiseman
PBA Northwest Classic	1998	Richland	WA	Tim Criss
Japan Cup	1998	Tokyo	Japan	Parker Bohn III
National Finance Championship	1998	Virginia Beach	VA	Brian Voss
Brunswick Long Island Open	1998	Coram	NY	Walter Ray Williams Jr.
Rochester Open	1998	Rochester	NY	Norm Duke
Bay City Classic	1998	Bay City	MI	Walter Ray Williams Jr.
National Finance Challenge	1998	Indianapolis	IN	Walter Ray Williams Jr.
Brunswick Circuit Pro Bowling Classic	1998	Wichita	KS	Norm Duke
Tournament of Champions	1998	Overland Park	KS	Bryan Goebel
Philip-Morris Mixed Doubles	1998	Las Vegas	NV	Steve Hoskins & Johnny Petraglia & Jason Hurd
NBS National/Senior Doubles	1999	Reno	NV	Jason Hurd
Albuquerque Open	1999	Albuquerque	NM	Brian Himmler
Don Carter PBA Classic	1999	Dallas	TX	Mike Miller
Columbia 300 Open	1999	Austin	TX	Parker Bohn III
Chattanooga Open	1999	Chattanooga	TN	Steve Jaros
Flagship Open	1999	Erie	PA	Chris Barnes
PBA World Championship	1999	Toledo	OH	Tim Criss
Empire State Open	1999	Latham	NY	Parker Bohn III
Brunswick Johnny Petraglia Open	1999	North Brunswick	NJ	Doug Kent
Brunswick Long Island Open/NYC Exp.	1999	NYC	NY	Eric Forkel
USBC Masters	1999	Syracuse	NY	a-Brian Boghosian
Bayer/Brunswick TPC	1999	Akron	OH	Steve Hoskins
PBA Oregon Open	1999	Portland	OR	Chris Barnes
Showboat Invitational	1999	Las Vegas	NV	Parker Bohn III

Champions by Season

Est. 1958

99 Continued

Tucson Open	1999	Tucson	AZ	Walter Ray Williams Jr.
National Bowling Stadium Open	1999	Reno	NV	Ricky Ward
AC-Delco All-Star Classic	1999	Lakewood	CA	Tommy Delutz Jr.
U.S. Open	1999	Uncasville	CT	Bob Learn Jr.
Oronamin C Japan Cup	1999	Tokyo	Japan	Parker Bohn III
AC-Delco Challenge	1999	Virginia Beach	VA	Mark Mosayebi
Brunswick ProSource Open	1999	Wichita	KS	Rick Lawrence
Track/Dexter Open	1999	Canandaigua	NY	Parker Bohn III
Greater Detroit Open	1999	Taylor	MI	Dave Wodka
Bay City Classic	1999	Bay City	MI	Jason Couch
Indianapolis Open	1999	Indianapolis	IN	Randy Pedersen
Brunswick World T of C	1999	Overland Park	KS	Jason Couch
NBS National/Senior Doubles	2000	Reno	NV	Pete Couture &
The Orleans Casino Open	2000	Las Vegas	NV	Ryan Shafer
Brunswick ProSource Don Carter Classic	2000	Dallas	TX	Norm Duke
Chattanooga Open	2000	Chattanooga	TN	Parker Bohn III
Parker Bohn III Empire State Open	2000	Latham	NY	Pete Weber
PBA World Championship	2000	Toledo	OH	Norm Duke
Touring Players Championship	2000	Akron	OH	Dennis Horan Jr.
USBC Masters	2000	Albuquerque	NM	Mika Koivuniemi
Wichita Open	2000	Wichita	KS	Ryan Shafer
MSN Open	2000	Tucson	AZ	Norm Duke
U.S. Open	2000	Phoenix	AZ	Robert Smith
Oronamin Japan Cup	2000	Tokyo	Japan	Parker Bohn III
Track Canandaigua Open	2000	Canandaigua	NY	Walter Ray Williams Jr.
Brunswick Johnny Petraglia Open	2000	North Brunswick	NJ	Walter Ray Williams Jr.
Flagship Open	2000	Erie	PA	Robert Smith
Indianapolis Open	2000	Indianapolis	IN	Doug Kent
Brunswick World T of C	2000	Lake Zurich	IL	Jason Couch

Champions by Season

2000 continued

Columbia 300 Open	2000	Austin	TX	Danny Wiseman
Lone Star Open	2000	Pasadena	TX	Steve Hoskins
NBS National/Senior Doubles	2001	Reno	NV	Rohn Morton
Silicon Valley Open	2001	Daly City	CA	Mike Aulby
The Orleans Casino Open	2001	Las Vegas	NV	Ryan Shafer
PBA World Championship	2001	Toledo	OH	Walter Ray Williams Jr.
Parker Bohn III Empire State Open	2001	Latham	NY	Parker Bohn III
Tarheel Open	2001	Burlington	NC	Ricky Ward
The Villages Sun Bowl	2001	The Villages	FL	Jason Couch
Battle at Little Creek	2001	Virginia Beach	VA	Steve Wilson
USBC Masters	2001	Reno	NV	Parker Bohn III
Japan Cup	2001	Tokyo	Japan	Bob Learn Jr.
Columbia 300 Open	2001	Wichita	KS	CANCELLED
Peoria Open	2001	Peoria	IL	Kurt Pilon
Greater Nashville Open	2001	Hendersonville	TN	Chris Barnes
Miller High Life Open	2001	Indianapolis	IN	Dave Arnold
Great Lakes Classic	2001	Grand Rapids	MI	Pete Weber
Greater Detroit Classic	2001	Taylor	MI	Patrick Allen
Johnny Petraglia Open	2001	North Brunswick	NJ	Danny Wiseman
Greater Cincinnati Classic	2001	Erlanger	KY	Walter Ray Williams Jr.
Long Island Open	2001	Syosset	NY	Tommy Delutz Jr.
PBA Greater Louisville Open	2001	Louisville	KY	Pete Weber
Bowling's U.S. Open	2001	Fountain Valley	CA	Mika Koivuniemi
Earl Anthony Memorial Classic	2001	Kirkland	WA	Parker Bohn III
Medford Open	2001	Medford	OR	Ricky Ward
USBC Masters	2001	Reno	NV	a-Brett Wolfe
Orleans Casino Open	2001	Las Vegas	NV	Brian Voss
Dallas Open	2001	Dallas	TX	Ritchie Allen
Columbia 300 Tar Heel Open	2001	Burlington	NC	Pete Weber
Empire State Open	2001	Latham	NY	Robert Smith
Flagship Open	2001	Erie	PA	Steve Wilson
PBA World Championship	2001	Toledo	OH	Doug Kent
Battle At Little Creek	2001	Virginia Beach	VA	Parker Bohn III
Dream Bowl 2002	2002	Shin Yokohama	Japan	Hugh Miller
Oronamin C Japan Cup	2002	Tokyo	Japan	Robert Smith
Wichita Open	2002	Wichita	KS	Dave D'Entremont
Greater Kansas City Classic	2002	Blue Springs	MO	Patrick Healey Jr.
Memphis Open	2002	Memphis	TN	Brian Voss

Champions by Season

02-03 Continued

Miller High Life Open	2002	Vernon Hills	IL	Danny Wiseman
Greater Detroit Open	2002	Taylor	MI	Walter Ray Williams Jr.
Banquet Classic	2002	Grand Rapids	MI	Eugene McCune
Pepsi Open	2002	Springfield	PA	Randy Pedersen
Cambridge Credit Classic	2002	Syosset	NY	Norm Duke
Empire State Open	2002	Latham	NY	Doug Kent
Tournament of Champions	2002	Uncasville	CT	Jason Couch
GEICO Earl Anthony Classic	2002	Tacoma	WA	Mike DeVaney
Medford Open	2002	Medford	OR	Bryan Goebel
USBC Masters	2002	Reno	NV	Bryon Smith
Storm Las Vegas Classic	2002	Las Vegas	NV	Lonnie Waliczek
60th U.S. Open	2002	Fountain Valley	CA	Walter Ray Williams Jr.
Days Inn Open	2002	Dallas	TX	Chris Barnes
VIA Bowling Open	2002	Orlando	FL	Chris Hayden
Tar Heel Open	2002	Burlington	NC	Pete Weber
Odor-Eaters Open	2002	Louisville	KY	Lonnie Waliczek
PBA World Championship	2002	Taylor	MI	Walter Ray Williams Jr.
Oronamin C Japan Cup	2003	Tokyo	Japan	Chris Barnes
Banquet Open	2003	Council Bluffs	IA	Robert Smith
Greater Kansas City Classic	2003	Blue Springs	MO	Norm Duke
Miller High Life Open	2003	Vernon Hills	IL	Brian Himmler
Pepsi Open	2003	Grand Rapids	MI	Jason Couch
Toledo Open	2003	Toledo	OH	Steve Jaros
Greater Philadelphia Open	2003	Springfield	PA	Patrick Allen
Empire State Open	2003	Latham	NY	Ryan Shafer
GEICO Open	2003	West Babylon	NY	Patrick Healey Jr.
Cambridge Credit Classic	2003	Windsor Locks	CT	Mika Koivuniemi
Tournament of Champions	2003	Uncasville	CT	Patrick Healey Jr.
Earl Anthony Classic presented by Storm	2003	Tacoma	WA	Walter Ray Williams Jr.
Medford Open	2003	Medford	OR	Pete Weber
USBC Masters	2003	Reno	NV	Walter Ray Williams Jr.
Reno Open	2003	Reno	NV	Mika Koivuniemi
61st U.S. Open pres. by JH Tax Service	2003	Fountain Valley	CA	Pete Weber
Odor-Eaters Open	2003	Tucson	AZ	Robert Smith
Days Inn Open	2003	Dallas	TX	Steve Jaros
Baby Ruth Real Deal Classic	2003	Belleville	IL	Mike Scroggins
Uniroyal Tire Classic	2003	Indianapolis	IN	Steve Jaros
PBA World Championship	2003	Taylor	MI	Tom Baker

Champions by Season

Est. 1958

Dydo Drinco Japan Cup	2004	Yokohama	Japan	Tommy Jones
Miller High Life Masters pres. by the ABC	2004	Milwaukee	WI	Danny Wiseman
Chicago Open	2004	Vernon Hills	IL	Brian Himmler
Uniroyal Tire Classic	2004	Wickliffe	OH	Walter Ray Williams Jr.
BowlersParadise.com Open	2004	Valley Park	MO	Rick Lawrence
Pepsi Open	2004	Wichita	KS	Jason Hurd
Denver Open	2004	Lakewood	CO	Tommy Jones
Earl Anthony Medford Classic	2004	Medford	OR	Mike Wolfe
Orange County Classic pres. by Storm	2004	Fountain Valley	CA	Brian Voss
GEICO Open	2004	Mesa	AZ	Mika Koivuniemi
El Paso Classic	2004	El Paso	TX	Parker Bohn III
Dallas Open	2004	Dallas	TX	Patrick Allen
Birmingham Open	2004	Birmingham	AL	Patrick Allen
Atlanta Classic	2004	Norcross	GA	Norm Duke
Jackson Hewitt Tax Service Open	2004	Fairlawn	OH	Amleto Monacelli
62nd U.S. Open pres. by Odor-Eaters	2004	North Brunswick	NJ	Chris Barnes
Cambridge Credit Classic	2004	West Babylon	NY	Tommy Jones
Baby Ruth Real Deal Classic	2004	Indianapolis	IN	Mika Koivuniemi
Banquet Open	2004	Wyoming	MI	Tommy Jones
Denny's World Championship	2004	Taylor	MI	Patrick Allen
Dexter Tournament of Champions	2004	Uncasville	CT	Steve Jaros
Dydo Japan Cup	2005	Yokohama/Tokyo	Japan	Tommy Jones
Tulsa Championship	2005	Tulsa	OK	Tommy Jones
Mile High Classic	2005	Lakewood	CO	Wes Malott
Greater Omaha Classic	2005	Council Bluffs	IA	Mike Machuga
USBC Masters	2005	Milwaukee	WI	Mike Scroggins
Chicago Classic	2005	Vernon Hills	IL	Jason Couch
BowlersParadise.com Classic	2005	Hammond	IN	Pete Weber
Keystone State Championship	2005	Mechanicsburg	PA	Patrick Allen
Empire State Classic	2005	Clifton Park	NY	Mike Wolfe
Earl Anthony Medford Classic	2005	Medford	OR	Brian Himmler
Dick Weber Open	2005	Fountain Valley	CA	Jason Couch
Motel 6 Phoenix Classic	2005	Phoenix	AZ	Ritchie Allen
Jackson Hewitt Tax Service Classic	2005	Trussville	AL	Brian Voss
Bayer Atlanta Classic	2005	Norcross	GA	Tommy Jones
West Virginia Championship	2005	Parkersburg	WV	Sean Rash
63rd U.S. Open	2005	North Brunswick	NJ	Tommy Jones
GEICO Classic	2005	Cheektowaga	NY	Doug Kent
Pepsi Championship	2005	Fairlawn	OH	Chris Collins
Ace Hardware Championship	2005	Taylor	MI	Norm Duke

Champions by Season

Est. 1958

05-06 Continued

Denny's World Championship	2005	Indianapolis	IN	Walter Ray Williams Jr.
Great Lakes Classic	2005	Wyoming	MI	Patrick Allen
Dexter Tournament of Champions	2005	Uncasville	CT	Chris Barnes
Dydo Japan Cup	2006	Tokyo	Japan	Walter Ray Williams Jr.
USBC Masters	2006	Milwaukee	WI	Doug Kent
Motor City Classic	2006	Taylor	MI	Tony Reyes
Etonic Championship	2006	Cheektowaga	NY	Pete Weber
Lake County Indiana Classic	2006	Hammond	IN	Norm Duke
Discover® Card Windy City Classic	2006	Vernon Hills	IL	Wes Malott
Ace Hardware Championship	2006	Wickliffe	OH	Tommy Jones
Beltway Classic	2006	Baltimore	MD	Sean Rash
Columbia 300 Classic	2006	West Babylon	NY	Norm Duke
H&R Block Classic	2006	Reno	NV	Patrick Allen
Earl Anthony Medford Classic	2006	Medford	OR	Sean Rash
Dick Weber Open	2006	Fountain Valley	CA	Jason Couch
Motel 6 Classic	2006	Henderson	NV	Jason Couch
Sun City Classic	2006	El Paso	TX	Mika Koivuniemi
GEICO Classic	2006	Irving	TX	Chris Barnes
Go RVing Classic	2006	Council Bluffs	IA	Patrick Allen
Bayer Classic	2006	Parkersburg	WV	Mike Mineman
64th U.S. Open	2006	North Brunswick	NJ	Pete Weber
Pepsi Championship	2006	Indianapolis	IN	Norm Duke
Denny's World Championship	2006	Grand Rapids	MI	Doug Kent
PBA Tournament of Champions	2006	Uncasville	CT	Tommy Jones
Japan Cup	2007	Tokyo	Japan	Mika Koivuniemi
USBC Masters	2007	Milwaukee	WI	Sean Rash
Motor City Classic	2007	Taylor	MI	Walter Ray Williams Jr.
Etonic Championship	2007	Cheektowaga	NY	Mike Wolfe
Lake County Indiana Classic	2007	Merrillville	IN	Michael Haugen Jr.
CLR Windy City Classic	2007	Vernon Hills	IL	Robert Smith

Champions by Season

07-08 Continued

Great Lakes Classic	2007	Wyoming	MI	Walter Ray Williams Jr.
Lumber Liquidators Championship	2007	Baltimore	MD	Patrick Allen
Spartanburg Classic	2007	Spartanburg	SC	Parker Bohn III
ConstructionJobs.com Championship	2007	Reno	NV	Tommy Jones
Lumber Liquidators Earl Anthony Medford	2007	Medford	OR	Wes Malott
Dick Weber Open	2007	Fountain Valley	CA	Mike Scroggins
Tournament of Champions	2007	Las Vegas	NV	Michael Haugen Jr.
PBA Exempt Doubles Classic	2007	Las Vegas	NV	Michael Fagan D Wiseman
Bayer Classic	2007	El Paso	TX	Chris Barnes
Pepsi Championship	2007	Omaha	NE	Mike Scroggins
PBA World Championship	2007	Indianapolis	IN	Norm Duke
Don Johnson Buckeye State Classic	2007	Columbus	OH	Chris Barnes
Go RVing Classic	2007	Norwich	CT	Rhino Page
GEICO Classic	2007	West Babylon	NY	Tommy Jones
65th Denny's U.S. Open	2007	North Brunswick	NJ	Norm Duke
PBA World Championship	2008	Wichita	KS	Norm Duke
Pepsi Viper Championship	2008	Omaha	NE	Brad Angelo
Lake County Indiana Golden Anniversary Championship	2008	Hammond	IN	Walter Ray Williams Jr.
Ultimate Scoring Championship	2008	Taylor	MI	Mike Wolfe
Chameleon Championship	2008	Taylor	MI	Mike Machuga
CLR Carmen Salvino Scorpion Championship	2008	Vernon Hills	IL	Wes Malott
Cheetah Championship	2008	Cheektowaga	NY	Parker Bohn III
Lumber Liquidators Shark Championship	2008	Baltimore	MD	Rhino Page
Don and Paula Carter Mixed Doubles Cham-	2008	Reno	NV	Norm Duke
National Bowling Stadium Championship	2008	Reno	NV	Patrick Allen
Bayer Earl Anthony Medford Classic	2008	Medford	OR	Wes Malott
H & R Block Tournament of Champions	2008	Las Vegas	NV	Patrick Allen
Denny's Dick Weber Open	2008	Fountain Valley	CA	Norm Duke
USBC Masters	2008	Las Vegas	NV	John Nolen
GEICO Plastic Ball Championship	2008	Wheat Ridge	CO	Jeff Carter
Etonic Marathon Open	2008	Indianapolis	IN	Wes Malott
Don Johnson Buckeye State Eliminator	2008	Columbus	OH	Chris Barnes
Go RVing Match Play Championship	2008	Norwich	CT	Chris Barnes
The Bowling Foundation Long Island Classic	2008	West Babylon	NY	Jason Belmonte
66th Lumber Liquidators U.S. Open	2008	North Brunswick	NJ	Mike Scroggins

Champions by Season

08-09 Continued

Dydo Japan Cup	2008	Tokyo	Japan	Patrick Allen
Motor City Open	2009	Taylor	MI	Walter Ray Williams Jr.
Cheetah Championship	2009	Allen Park	MI	Norm Duke
Viper Championship	2009	Allen Park	MI	Rhino Page
Chameleon Championship	2009	Allen Park	MI	Bill O'Neil
Scorpion Championship	2009	Allen Park	MI	Mike DeVaney
Shark Championship	2009	Allen Park	MI	Jack Jurek
PBA World Championship	2009	Allen Park	MI	Tom Smallwood
Pepsi Red, White and Blue Open presented by the USBC	2009	Wichita	KS	Mike Scroggins
Earl Anthony Memorial	2009	Dublin	CA	Anthony LaCaze
PBA Tournament of Champions	2009	Las Vegas	NV	Kelly Kulick
Dick Weber Open	2009	Fountain Valley	CA	Michael
USBC Masters	2009	Reno	NV	Walter Ray Williams Jr.
Bayer Don and Paula Carter Mixed Doubles Championship	2009	Wheat Ridge	CO	Brian Voss
67th Lumber Liquidators U.S. Open	2009	Indianapolis	IN	Bill O'Neil
Don Johnson Eliminator	2009	Columbus	OH	Mike Scroggins
PBA Match Play Championship	2009	Norwich	CT	Brian Kretzer
Mark Roth Plastic Ball Championship West	2009	Babylon	NY	Brian Ziesig
PBA Marathon Open	2009	Baltimore	MD	Pete Weber
Japan Cup	2009	Tokyo	Japan	Tommy Jones
WSOB - World Championship	2010	Las Vegas	NV	Chris Barnes
WSOB - Cheetah Championship	2010	Las Vegas	NV	Eugene McCune
WSOB - Viper Championship	2010	Las Vegas	NV	Bill O'Neil
WSOB - Chameleon Championship	2010	Las Vegas	NV	Scott Norton
WSOB - Scorpion Championship	2010	Las Vegas	NV	Yong-Jin Gu
WSOB - Shark Championship	2010	Las Vegas	NV	Osku Palermaa
PBA Tournament of Champions	2010	Las Vegas	NV	Mika Kovuniemi
Earl Anthony Memorial Classic	2010	Dublin	CA	Ryan Ciminelli
USBC Masters	2010	Reno	NV	Tom Hess
68th Lumber Liquidators U.S. Open	2010	North Brunswick	NJ	Norm Duke
Mark Roth Plastic Ball Championship	2010	Cheektowaga	NY	Jason Couch
Dick Weber PBA Playoffs	2010	Indianapolis	IN	Dick Allen
Bayar Viper Open	2011	Las Vegas	NV	Stuart Williams
WSOB Chameleon Open	2011	Las Vegas	NV	Jason Belmonte
WSOB Scorpion Open	2011	Las Vegas	NV	Dom Barret
Geico Shark Open	2011	Las Vegas	NV	Jason Belmonte
PBA World Championship	2011	Las Vegas	NV	Osku Palermaa

Champions by Season

Est. 1958

11-12 Continued

Carmen Salvino Classic	2011	Las Vegas	NV	Andres Gomez
Pepsi PBA Exempt Players Championship	2011	Las Vegas	NV	Jason Belmonte
Lumber Liquidators Mark Roth - Marshall Holman				Wes Malott /
PBA Doubles Championship	2011	Las Vegas	NV	Norm Duke
PBA Cheetah Open, Presented by Ebonite	2012	Fountain Valley	CA	Eugene McCune
United States Bowling Congress Masters	2012	Henderson	NV	Mike Fagan
PBA Don Johnson Memorial Open, Presented by Columbia 300	2012	Columbus	OH	Scott Newll
69th U.S. Open	2012	N. Brunswick	NJ	Pete Weber
PBA Detroit Open, Presented by Track	2012	Allen Park	MI	Norm Duke
PBA Dick Weber Playoffs, Presented by Hammer	2012	Indianapolis	IN	Norm Duke
PBA Tournament of Champions	2012	Las Vegas	NV	Sean Rash
Alka Seltzer Plus Cold Cheetah Open	2013	Las Vegas	NV	Bill O'Neil
WSOB Viper Open	2013	Las Vegas	NV	Brad Angelo
WSOB Chameleon Open	2013	Las Vegas	NV	Scott Norton
Bowlers Journal PBA Scorpion Open	2013	Las Vegas	NV	Tom Daughtery
PBA World Championship	2013	Las Vegas	NV	Parker Bohn III
Round 1 Japan Cup Bowling	2013	Tokyo	Japan	Mika Koivuniemi
PBA Detroit Winter Swing - Carmen Salvino Classic	2013	Allen Park	MI	Andres Gomez
PBA Detroit Winter Swing - Mark Roth Classic	2013	Allen Park	MI	Michael Haugen Jr.
PBA Detroit Winter Swing - Don Carter Classic	2013	Allen Park	MI	Jason Sterner
PBA Detroit Winter Swing - Earl Anthony Players Championship	2013	Allen Park	MI	Scott Norton
United States Bowling Congress Masters	2013	N. Brunswick	NJ	Jason Belmonte
Barbasol PBA Tournament of Champions	2013	Indianapolis	IN	Pete Weber
Lucas Oil PBA Badger Open	2013	Waukesha	WI	Jake Peters
Lucas Oil PBA Wolf Open	2013	Milwaukee	WI	Chris Loschetter
Lucas Oil PBA Bear Open	2013	Waukesha	WI	Jason Belmonte
Lucas Oil PBA Milwaukee Open	2013	Waukesha	WI	Chris Barnes
GEICO King of the Swing	2013	Wauwatosa	WI	Norm Duke
Bowling's US Open	2013	Columbus	OH	Wes Malott
WSOB - PBA Cheetah Championship	2013	Las Vegas	NV	Wes Malott
WSOB - PBA Viper Championship Presented by PBA Bowling Challenge	2013	Las Vegas	NV	Chris Barnes
WSOB - PBA Chameleon Championship	2013	Las Vegas	NV	Ryan Ciminelli
WSOB - PBA Scorpion Championship	2013	Las Vegas	NV	Tom Smallwood
WSOB - PBA World Championship	2013	Las Vegas	NV	Dom Barrett
Round1-Japan Cup	2013	Toyko	Japan	A-Yuya Katoh



PBA Tour Formats 12-13

Est. 1958



Alka-Seltzer Plus Cold Cheetah Championship

All bowlers bowled an 8 game block with the top 16 advancing to the semi-finals. The top 36 cashed. The top 16 came back and bowled a 6 game block with the top 4 advancing to the stepladder championship finals.



Bowler's Journal Scorpion Championship

All bowlers bowled an 8 game block with the top 16 advancing to the semi-finals. The top 36 cashed. The top 16 came back and bowled a 6 game block with the top 4 advancing to the stepladder championship finals.



Chameleon Championship

All bowlers bowled an 8 game block with the top 16 advancing to the semi-finals. The top 36 cashed. The top 16 came back and bowled a 6 game block with the top 4 advancing to the stepladder championship finals.



Viper Championship

All bowlers bowled an 8 game block with the top 16 advancing to the semi-finals. The top 36 cashed. The top 16 came back and bowled a 6 game block with the top 4 advancing to the stepladder championship finals.



PBA World Championship

All qualifying games from the Cheetah, Scorpion, Chameleon, and Viper championships counted totaling 32 games. The top 53 bowlers cashed, then the top 24 advanced to round robin match play. The top 24 bowled 24 games of match play after a total of 56 games of qualifying and match play. The cut was the top 5 advancing to the step ladder finals.

Round 1 Japan Cup Bowling 2012

There were 2 squads of bowlers. They bowled 10 games of qualifying with the top 32 advancing in each squad. The 32 bowlers in each squad came back and bowled the best 3 out of 5 matches with the top 4 survivors in each squad advancing to the Championship Finals.

PBA Tour Formats 12-13

Winter Swing Tournament Format - Pro-Tournament Qualifier

All bowlers bowled eight games of qualifying with the top ten advancing to the Mark Roth, Don Carter, Carmen Salvino, Earl Anthony Player's Championship.

Carmen Salvino Classic



Bowlers bowled 8 games of qualifying with the top 16 advancing to match play. The top 16 came back and bowled nine games of modified round robin match play with the last game being a position game. The top two advanced to the televised finals.

Mark Roth Classic



Bowlers bowled 8 games of qualifying with the top 16 advancing to match play. The top 16 came back and bowled nine games of modified round robin match play with the last game being a position game. The top two advanced to the televised finals.

Don Carter Classic



Bowlers bowled 8 games of qualifying with the top 16 advancing to match play. The top 16 came back and bowled nine games of modified round robin match play with the last game being a position game. The top two advanced to the televised finals.

Earl Anthony Players Championship



Bowlers bowled a total of 32 qualifying games. These games consisted of the qualifying scores of the Carmen Salvino Classic, Mark Roth Classic, Don Carter Classic, and the Earl Anthony Players Championship. The top 16 after 32 games advanced to the round robin match play. The top 16 bowled nine more games with the ninth game being a position round. After 41 games of qualifying and match play, the top two advanced to the championship finals.

PBA Tour Formats 12-13

USBC Masters



All bowlers bowled fifteen games of qualifying with the top one-fourth cashing. After qualifying, the top 63 bowlers plus defending champion, Mike Fagan, advanced to the match play portion of the tournament. The match play portion was a double elimination format with each match being three games total pinfall. The top two bowlers who went undefeated will bowl a three game match that determined the top seed of the stepladder. Bowlers 3rd through 6th bowled a three game match to determine the last three spots of the stepladder. The bowler with the highest pinfall took the third position with the low score being eliminated. The top five advanced to the step ladder televised final.

Barbasol Tournament of Champions



All bowlers had to have a PBA National Tour title in order to qualify for this tournament. The tournament featured 24-games of qualifying with the top 24 bowlers advancing to the round robin match play. The top 24 bowlers came back and bowled 24 games of round robin match play with the top 5 advancing to the step ladder finals. There are only 48 players that can bowl in this tournament. Every bowler cashed in the tournament.



PBA Tour Formats 12-13

Est. 1958

Geico Summer Swing – Badger Open



All bowlers bowled 2 five game blocks with the top 24 advancing to match play. Those 24 bowler's came back to bowl 2 blocks of eight games modified round robin match play. After 26 games of qualifying and match play, the top five bowlers advanced to the Stepladder Finals.

Geico Summer Swing – Wolf Open



All bowlers bowled 2 five game blocks with the top 24 advancing to match play. Those 24 bowler's came back to bowl 2 blocks of eight games modified round robin match play. After 26 games of qualifying and match play, the top five bowlers advanced to the Stepladder Finals.

Geico Summer Swing- Bear Open



All bowlers bowled 2 five game blocks with the top 24 advancing to match play. Those 24 bowler's came back to bowl 2 blocks of eight games modified round robin match play. After 26 games of qualifying and match play, the top five bowlers advanced to the Stepladder Finals.

Geico Summer Swing – Milwaukee Open

All qualifying games from the Badger, Wolf, Bear opens consisted of those who made the cashers round plus five new games for a total of 35 games. There was a cut to the top 24 bowlers for a round robin match play of 24 games. The top five bowers advanced to the Stepladder Finals.

Geico Summer Swing – King of the Swing

Each winner of the four animal patterns recieved an automatic entry into the King of the Swing. The fifth spot went to the cumulative points leader for all four patterns. The top four seeds were seeded by their total points. If a player won multiple patterns, the second place finisher made the King of the Swing. The top seed had their choice of what bowling pattern to play.

PBA Tour Formats 12-13

U.S. Open

All bowlers bowled 24 games of qualifying with the top one-fourth of the field cashing and advancing to the cashers round. The bowlers came back and bowled six more games of qualifying with the top 24 advancing to the round robin match play. The top 24 bowlers came back and bowled 24 games of match play. After 54 of games of qualifying and match play, the top four advanced to the step ladder finals.





PBA Tour Formats 12-13

Est. 1958

Cheetah Championship

All bowlers bowled 7 games of qualifying, but only the top 32 cashed. The top 24 went on to bowl 7 more games of qualifying, and the top four after a total of 14 games advanced to the stepladder finals.



Viper Championship

All bowlers bowled 7 games of qualifying, but only the top 32 cashed. The top 24 went on to bowl 7 more games of qualifying, and the top four after a total of 14 games advanced to the stepladder finals.



Chameleon Championship

All bowlers bowled 7 games of qualifying, but only the top 32 cashed. The top 24 went on to bowl 7 more games of qualifying, and the top four after a total of 14 games advanced to the stepladder finals.



Scorpion Championship

All bowlers bowled 7 games of qualifying, but only the top 32 cashed. The top 24 went on to bowl 7 more games of qualifying, and the top four after a total of 14 games advanced to the stepladder finals.



PBA World Championship

All qualifying games from the Cheetah, Scorpion, Chameleon, and Viper championships counted totaling 28 games. The top 60 bowlers cashed, then the top 24 advanced to round robin match play. The top 24 bowled 24 games of match play after a total of 52 games of qualifying and match play. The cut was the top 5 advancing to the step ladder finals.

Round One's International Japan Cup

There were 2 squads of bowlers. They bowled 10 games of qualifying with the top 32 advancing in each squad. The 32 bowlers in each squad came back and bowled the best 3 out of 5 matches with the top 8 survivors in each squad advancing to the Championship Finals.

PBA50 TOURNAMENT FORMATS

Est. 1958

PBA50 Pasco County Suncoast Open

Bowlers bowled 2 blocks of 8 games each with the top 40 advancing to match play. Players qualifying 25th through 40th will have bowled the best of three games. The winners advanced and joined bowlers 17-24 to bowl the best of three games in the round of 24. Winners and players qualifying 9-16 bowled the best of five games while winners and players qualifying 1-8 bowled the best of five games. These winners will have then bowled the best of three games in the round of 8. The four remaining bowlers bowled one game to determine who will be in the Championship match. The final two bowlers bowled one more game to determine the winner of the tournament.

PBA50 Sun Bowl in The Villages presented by Hammer

All bowlers bowled 16 games of qualifying, with the top 32 going to match play. Those bowlers came back and bowl seven games of modified round robin match play with the eighth and final game being position round after of a total of 24 games of competition. The top 16 advanced to bowl seven games of modified round robin, plus the final game will be position round after 32 games have been completed. The top four advanced in the step-ladder final.



PBA50 Greater Birmingham Open presented by Ebonite

All bowlers bowled 2 blocks of 8 games each with the top one third to the eliminator rounds. The top qualifiers received byes for the earlier rounds of the elimination round. In the first elimination round, all cashers below 32nd place bowled three games with the top 8 advancing to the next round. In Round 2, the top 8 along with those qualifying 25-32 will have bowled three games – again, with the top 8 advancing on. Round 3 had the top 8 bowlers from the previous round plus qualifiers 17-24 bowling three more games with the top 8 advancing. In Round 4, the top 8 from Round 3 along with those qualifying 9-16 will bowl three more games. Once again, the top 8 advanced. Round 5 will have had the top 8 bowlers from Round 4 plus the top 8 qualifiers bowling three games. The next round, Round 6, had featured the top 8 bowlers from Round 5 with the top 4 advancing. The top 4 from Round 6 will have bowled two games in Round 7. The top two bowlers bowled for the championship in Round 8.



PBA50 TOURNAMENT FORMATS

Est. 1958

PBA50 Miller High Life Classic presented by Columbia 300



Bowlers bowled 2 blocks of 8 games each with the top 40 advancing to match play. Players qualifying 25th through 40th bowled the best of three games. The winners advance and joined bowlers 17-24 to bowl the best of three games in the round of 24. Winners and players qualifying 9-16 will have bowled the best of five games while winners and players qualifying 1-8 bowled the best of five games. These winners then bowled the best of three games in the round of 8. The four remaining bowlers bowled one game to determine who will be in the Championship match. The final two bowlers bowled one more game to determine the winner of the tournament.

PBA50 Dayton Classic presented by Roto Grip

All bowlers bowled a total of 16 games of qualifying, with the top 32 going to match play. Those bowlers came back and bowled seven games of modified round robin match play with the eighth and final game being the positioning round after a total of 24 games of competition. The top 16 advanced to bowl seven games of modified round robin, plus the final game was the positioned round after 32 games have been completed. The top four advanced in the stepladder final.



Suncoast PBA Senior U.S. Open as presented by Storm



All bowlers bowled 2 blocks of 8 games each with the top one fourth advancing to the Cashers Round. Those bowlers came back and bowl 8 more games of qualifying with the top 24 advancing to Match Play. The top 24 will have bowled 24 games of Round Robin Match Play. After 24 games of Match Play, the top four advanced to the Step-Ladder Finals, where the winner was be determined.

United States Bowling Congress Senior Masters



All bowlers bowled 3 blocks of 5 games each with the top 63 plus the Defending Champion advancing to Match Play. These 64 bowlers will have bowled in a double elimination bracket with each match being three games. The top five survivors went on into a Step-Ladder format where the winner was determined.

PBA50 TOURNAMENT FORMATS

Est. 1958

PBA50 Northern California Classic **presented by Track**



Bowlers will have bowled 2 blocks of 8 games each with the top 40 advancing to match play. Players qualifying 25th through 40th bowled the best of three games. The winners advanced and joined bowlers 17-24 to bowl the best of three games in the round of 24. Winners and players qualifying 9-16 will have bowled the best of five games while winners and players qualifying 1-8 bowled the best of five games. These winners will have then bowled the best of three games in the round of 8. The four remaining bowlers then bowled one game to determine who will be in the Championship match. The final two bowlers finally bowled one more game to determine the winner of the tournament.

PBA50 South Shore Open presented by DV8



Bowlers bowled 2 blocks of 8 games each with the top 40 advancing to match play. Players qualifying 25th through 40th will have bowled the best of three games. The winners advanced and joined bowlers 17-24 to bowl the best of three games in the round of 24. Winners and players qualifying 9-16 bowled the best of five games while winners and players qualifying 1-8 bowled the best of five games. These winners then bowled the best of three games in the round of 8. The four remaining bowlers bowled one game to determine who will be in the Championship match. The final two bowlers finally bowled one more game to determine the winner of the tournament.

PBA50 Senior & Super Senior Doubles Classic **presented by Brunswick**



All bowlers bowled 16 games of qualifying. The top 14 of each division then were paired to make up the 14 teams which advanced to the Baker round robin match play. All pins were dropped from qualifying. The top 14 teams bowled 14 Baker round robin match play after a total of 30 games.

PBA

PBA50 TOURNAMENT FORMATS

Est. 1958

PBA50 Treasure Island & Casino Resort Open presented by MOTIV

Bowlers bowled 2 blocks of 8 games each with the top 40 advancing to match play. Players who qualified 25th through 40th bowled the best of three games. The winners advanced and joined bowlers 17-24 bowled the best of three games in the round of 24. Winners and players who qualified 9-16 bowled the best of five games while winners and players who qualified 1-8 bowled the best of five games. These winners then bowled the best of three games in the round of 8. The four remaining bowlers then bowled one game to determine who will be in the Championship match. The final two bowlers bowled one more game to determine the winner of the tournament.



PBA50 Tour ESPN Finals

The top three bowlers of the PBA50 season were able to bowl in a step ladder finals with the 2nd and 3rd positions bowling in the first match. The winner of the first match then bowled against the point leader. The winner of the championship match will be crowned PBA50 Player of the Year.

2012-2013 PBA Tour Roster

Est. 1958

Dick Allen
Patrick Allen
Brad Angelo
Chris Barnes
Dominic Barrett
Mitch Beasley
Jason Belmonte
Steven Black
Josh Blanchard
Parker Bohn III
Nathan Bohr
Jonathan Bower
Jesse Buss
Dino Castillo
Ryan Ciminelli
Mike Devaney
Norm Duke
Mike Fagan
Andres Gomez
Michael Haugen Jr.
Tom Hess
Tommy Jones
Jack Jurek
Mike Koivuniemi
Brian Kretzer
Kelly Kulick
Anthony Lacaze
Martin Larson
Chris Loschetter

Michael Machuga
Dan Maclelland
Wes Malott
Eugene McCune
Scott Newell
Scott Norton
Bill O'Neill
Rhino Page
Osku Palermaa
Jake Peters
Sean Rash
Ildemaro Ruiz
Ronnie Russell
Mike Scroggins
Ryan Shafer
Tom Smallwood
Bryon Smith
Brett Spangler
Jason Sterner
John Szczbinski
Brian Valenta
Lee Vanderhoef
Chris Warren
Pete Weber
Stuart Williams
Walter Ray Williams Jr.
Dave Wodka
Mike Wolfe

Alka Seltzer Plus Cold Cheetah Open

In the opening day of the World Series of Bowling, the Alka Seltzer Plus Cold Cheetah Open, the scores were high as the first cut took a score of +342 by Bill O'Neill. The last cash spot took +301 by Dan MacLelland. There was a total of eleven 300 games shot in the tournament. The first block on qualifying A Squad saw four guys who had a perfect game. Jason Belmonte opened up with a 300 game in the B Squad. There was one other 300 game in the first round of the B Squad. Third highest was 296. Seven bowlers made it off of A Squad, and 9 players off of B Squad made it into the round of 16. Chris Loschetter was the eight-game leader at +426 with a low game of 222 and a high game of 289.

In the round of 16, Lennie Boresch, Jr. opened up with a 298 game in the first game in the round of 16. He also ended up with an 801 series after the first three games. Bubble Boy Bill O'Neill fired a 279 the last game to vault him into the stepladder finals. P.J. Haggerty had games in the 260s (games 12 and 13). He was unable to seal the deal of making the stepladder finals in the last game. It took a score of +677 by Bill O'Neill to make the stepladder finals. Bill O'Neill averaged 255 in the round of 16 to leap frog him from 16th to the final spot in the step ladder finals.

The opening match saw Loschetter start out with the front five. However, in the sixth frame, Loschetter missed a 10 pin. He could not get back on track. O'Neil began to strike and find his line. At the end of the game, O'Neil was beginning to struggle. However, O'Neil was able to hold off. In the semi-finals, O'Neil was having a hard time during the transition. At the beginning of the semi-finals, newcomer Jeff Roche could not get his nerves to settle down, as he missed two 10 pins. O'Neil got lined up late in the game and had a seven bagger to win the game, giving O'Neil the win over Roche. The championship match saw two PBA Tour veterans between Bill O'Neil and Mike Wolfe. Both were looking for their first titles in a long time. O'Neil started out with the 7 bagger. By that time, it was a little too late for Mike Wolfe. After starting off with a 7 bagger, O'Neil left a 2-8-10 but only got the 2 pin. However, he had a big enough lead to not worry about not getting the count. Wolfe began to strike toward the end of the game, but it was a little too late for him. In the 9th frame, O'Neil struck to give him the title. This was his 4th career PBA Tour title.

TOURNAMENT STATS

8 Game Cash Bowler +/-	+301 Dan MacLelland
8 Game Cut Bowler +/-	+342 Bill O'Neill
8 Game Leader	+426 Chris Loschetter
14 Game Cut Bowler +/-	+677 Bill O'Neill
14 Game Leader	+750 Mike Wolfe
300 games - 11 - Daniel Falconi, Johan Hellden, Mike Fagan, PJ Haggerty, Carsten Hansen, Jason Belmonte, Thomas Larsen, Jeff Roche, Chris Hans, Tommy Jones, Jesse Buss	

CHAMPIONSHIP ROUND STATS

High Game: Bill O'Neil 248

Low Game: Jeff Roche 177

High Match: O'Neil/Loschetter 248/223

Low Match: O'Neil/Roche 246/177



Champion

1. Mike Wolfe- 192		Bill O'Neill
2. Jeff Roche- 177		Bill O'Neill- 243
3. Chris Loschetter- 223	Bill O'Neill- 246	
4. Bill O'Neill- 248		

Viper Open

Est 1958

In the opening block of the Viper Championship, Matt Meyer bowled a perfect game to get things started. Amleto shot a 276 in the same game. In the first game, Ronnie Russell started with a front 8 and ended up with a 269.

In game 5, Pete Weber had the front 9 and had a 279 game. Chris Barnes shot 500 for the last two games to vault him into the Semifinals. Sean Rash was +250 after the first 4 games.

In the second squad, Dom Barrett bowled a 300 game. Mike Fagan was on a roll as he had the front 8 then he left the 8 pin in the 9th frame. Then, he ended up striking out for a 279.

Sean Rash was the 800 game leader at +435. The 8-game cut for the Viper Championship was Mike Scroggins and Jeff Frankos with a +281. The last cash spot was at +182 by D.J. Archer.

In the round of 16, Sean Rash had a lead after game 1 of the Semifinals of +112 pins ahead of 4th place. Mika Koivuniemi had the high game for the first 3 games at +268.

The scores were tight between 2nd-10th place - only separated by 100 pins. Craig Nidiffer and Jeff Frankos made their first cut at the Viper Open. This was their first PBA WSOB tournament.

In game 4 of the Semifinals, Mike Fagan was closing the gap on Rash trailing him only by 94 pins with 2 games to go. The last game of the Semifinals was a nail biter as Fagan narrowly missed the Step Ladder Finals. Fagan ran into transition problems; however, Mika Koivuniemi was striking on the same pair of lanes.

Mika bowled a big game to move him into 3rd. Rash qualified 2nd for the Step Ladder Finals. Brad Angelo shot a 279 game to make him the tournament leader in the Step Ladder Finals.

In The opening game at the match between Mika Koivuniemi and Mike Fagan, Fagan struggled as he had no doubles in the game and four opens in the match. Mika started out the match with a strike open. He was able to string together three in a row in the game. Fagan could never get lined up and struggled to hit the 1-3 pocket. This wasn't a problem for Mika as he cruised past Mike with a 214-150.

The Semi-finals saw Sean Rash take on Mika. Sean had a hard time as he only had two strikes. However, Rash was able to stay clean except Mika was on a roll. Mike opened with three strikes, a spare, and then a 4 bagger in the middle of the game. He finished with a spare and struck out the 10th for a 258. Sean could never find the shot and therefore he struggled and Mika advanced to the finals.

When it looked like Mika was on cruise control, Brad Angelo stepped in with something to say. Mika started out with a 4-9 split. Both started weak, however, they were able to play the pocket and string some strikes together. Mika had a chance to shut out Brad by striking on the 1st and 2nd ball of the 10th frame. He got the 1st, but left the 3-6-9-10 on the 2nd. This gave Brad the chance to step up and claim his second PBA Tour title. Brad rose to the challenge by getting a double and 8 on his fill ball. Both of his two titles have been on the viper pattern.

TOURNAMENT STATS

8 Game Cash Bowler +/-	+182 Jesse Buss & D.J. Archer
8 Game Cut Bowler +/-	+261 Mike Scroggins & Jeff Frankos
8 Game Leader	+435 Sean Rash
14 Game Cut Bowler +/-	+467 Mike Fagan
14 Game Leader	+544 Brad Angelo
300 games - 4 - Stuart Williams, Dom Barrett, Jeff Frankos, Matt Meyer	

CHAMPIONSHIP ROUND STATS

High Game: Mika Koivuniemi 258

Low Game: Mike Fagan 150

High Match: Angelo/Koivuniemi 233/232

Low Match: Fagan/Koivuniemi 214/150



Champion

1. Brad Angelo- 233		Brad Angelo
2. Sean Rash- 180		Mika Koivuniemi- 232
3. Mika Koivuniemi- 214	Mika Koivuniemi- 258	
4. Mike Fagan- 150		

Chameleon Open

Walter Ray Williams, Jr. led the 8-game block with a score of +325 averaging 240. His high game was 258 with a low game of 213. However, another great bowler, Tommy Jones opened up with a 786 after the first 3 games averaging 262. Belmonte was leading after two games. He started with a 276 and followed it with a 258. He kept the lead until the sixth game but then faltered giving Walter Ray the 8 Game lead with a +325.

In the Semi-finals, Belmonte shot a 278 for the high game. However, Walter Ray didn't back down as he answered with a 259 game and a 794 in the first three games. Scores were tight for the round, but Duke was able to get a 300 game. Duke was not able to keep striking in order to make the show. Belmonte shot a 269 in game four. Walter had the lead going into the last two games at +557, but Belmonte was able to take over and finish with a +662. Scott Norton was able to perform in the tenth frame of the last game in order to secure his place in the stepladder finals.

The opening match saw Scott Norton and Fawaz Abdulla. Fawaz started out strong but could not seal the deal. In the 8th frame, he left the 3-6-9-10 and was only able to get three of them. Norton started struggling by missing a 10 pin in the 3rd frame. However, he threw a 4 bagger at the end of the game to give him a win 225-194.

In the Semi-finals, the greatest bowler of all time, Walter Ray Williams, was up against Norton. Again, Scott started with the big 4, but he failed to convert the split. Walter Ray opened up with a strike, but couldn't capitalize because he had five frames where he left single pins. He finally struck for the second time, but it was too late for Walter. Norton was starting to strike and was able to take the advantage over Walter. He had a 4 bagger in the middle of the game followed by two spares. At the end of the game he struck out for a 236.

The Championship match saw the last two defending champions of the Chameleon Open between Norton and Jason Belmonte. Belmonte started strong with a 3 bagger, a single-pin spare, and then followed up with a strike. However, in the 6th frame he left a 3-10 split and was unable to convert it. In the next three frames, he was able to add three more strikes. Norton started out like Walter however, he was able to get lined up and find some strikes. Critically, he struck out the 9th and 10th frame to force Jason to get a strike to start his 10th. Jason left the 10 pin and Scott won his second career PBA Tour Title 227-223.

TOURNAMENT STATS

8 Game Cash Bowler +/-	+169 Tom Hess
8 Game Cut Bowler +/-	+218 Bryon Smith
8 Game Leader	+325 Walter Ray Williams, Jr.
14 Game Cut Bowler +/-	+533 Fawaz Abdulla
14 Game Leader	+662 Jason Belmonte
300 games - 1 - Dan MacLelland	

CHAMPIONSHIP ROUND STATS

High Game: Scott Norton 236
 Low Game: Fawaz Abdulla 194
 High Match: Belmonte/Norton 223/227



Champion

	1. Jason Belmonte- 223	Scott Norton
	2. Walter Ray Williams, Jr.- 195	Scott Norton- 227
3. Scott Norton- 225	Scott Norton- 236	
4. Fawaz Abdulla- 194		

Bowler's Journal Scorpion Championship

Jonathan Van Hess started out with a perfect game. PJ Haggerty also rolled a 300 game. The last cash took a score of +187 by Magnus Johnson, Jr., a Swede. Some of the other big names that cashed were Amleto Monacelli, Dan MacLelland, Mike Scroggins, Scott Norton, and Parker Bohn III. The round of 16 took a score of +250 by Matt Ramshaw and Kris Koeltzow. Dom Barrett led the round with a score of 344. He was also the defending champion of the Scorpion Championship. The last game of qualifying he bowled a 278 to vault him into the lead. A few of the big names that made the round of 16 were Pete Weber, Osku Palermaa, Sean Rash, Jason Belmonte, and Tommy Jones. In the semi-finals, the scores were tight as the top seed and fourth place finishers were only separated by 34 pins. Going into the last game, it was anyone's game. Only one person shot over 250 in the first game of the semifinals—Andres Gomez, with the high game of 255. The scores were tight the whole round, as the top two seeds were only separated by two pins.

The opening match saw Tom Daugherty versus Jason Sterner. Sterner got off with a hot start by doubling in the first two frames. However in the third frame, he left a big split and only got 2 pins on the count. Tom started off the match with a spare and then had three strikes in a row. In the fifth frame, he left a 3-6-10, but was able to make the spare with a strike in the next frame. Sterner could not get anything going as he had two more open frames in the middle of the game after his first split. Towards the end of the game, Sterner came back with a double but by then it was too late as he shot a 177 and Tom had a 199. In the Semi-final it was Tom Daugherty versus Jason Belmonte. Jason could not get anything going as he struck spare during the first pass of game. In the 6th frame, he split only getting the count. Tom was striking and threw a 6 bagger after a spare in the first frame. In the 8th frame, he left a 4-10 split was able to pick it up which he then followed with a double. In the last frame, Tom missed a single pin but by then Jason was already shut out of the match. Tom beat Jason 256 – 187.

In the Championship Match, Daugherty could not strike as he did against Belmonte. The game was filled with splits and singles. This match was a grind out as success with the spares was key for the players. IN the 7th frame, Daugherty picked up the super-washout, 1-2-4-6-10. Daugherty was able to prevail and win his 1st PBA Tour title.

CHAMPIONSHIP ROUND STATS

High Game: Tom Daugherty (256)

Low Game: Jason Sterner (177)

High Match: Daugherty/Belmonte
(256/187)

Low Match: Daugherty/Sterner (199/177)

Average Winning Game: 218.33

TOURNAMENT STATS

8 Game Cash Bowler +/-	+187 Magnus Johnson Jr.
8 Game Cut Bowler +/-	+250 Matt Ramshaw & Kris Koeltzow
8 Game Leader +/-	+344 Dom Barrett
14 Game Cut Bowler +/-	+431 Tom Daugherty
14 Game Leader +/-	+495 Osku Palermaa
300 games - 2 - PJ Haggerty, Jon VanHees	



Champion

		1. Osku Palermaa- 182	Tom Daugherty
	2. Jason Belmonte- 187	Tom Daugherty- 200	
3. Jason Sterner- 177	Tom Daugherty- 256		
4. Tom Daugherty- 199			

PBA World Championship

Est. 1958

The PBA World Championship had a total of 240 players vying for the championship. After 32 games, it took a score of +641 by Matt Ramshaw to qualify for the last cash spot. For the top 24, it took a score of +825 by Parker Bohn III to make match play. Sean Rash was the qualifying leader at +1262. Some of the other bowlers that cashed, but did not make the top 24 were: Chris Barnes, Mika Koivuniemi, Pat Allen, Kelly Kulick, Walter Ray Williams, Jr., and Ryan Shafer. Tommy Jones was looking to make PBA history by becoming the sixth player to complete the Triple Crown.

he opening round of match play saw Sean Rash taking a 78-pin lead over Tommy Jones. Jason Belmonte faltered a little when he won just three of his eight games in match play. Dom Barrett and Tommy Jones rolled perfect games in the opening round of match play. Mike Machuga started off with 279-289.

Pete Weber opened up with a 3-game score of 850. Rash margin was beginning to fade after 45 games. The competition tightened up as first through tenth place was only separated by 170 pins. Parker Bohn ended with a 269, followed by a 279, his last two games of match play moving him up the leader board. He only trailed fifth place by 103 pins going into the last round of match play. Dom Barrett ended up overtaking the leader by the end of the round.

The last round of match play saw Parker Bohn III opened up with a 300 game. His perfect game propelled him to the number 5 spot. Bohn started the round with a 817 for his first three games of the block. He lost his last three games of the block, but he was able to maintain his position to make the show. Tommy Jones needed to double in the 10th to knock out Bohn, but Jones left the 3-6 spare his first shot in the 10th frame. This gave Bohn the number 5 seed for the show.

In the opening match of the championship round, 33 time titlist Parker Bohn III was facing Dan MacLelland. Bohn opened up with a strike, then a spare. MacLelland opened up with a spare-strike. Bohn then followed with a turkey. However, Dan could not get striking as he could only get one double. Bohn left a 3-pin in the sixth frame. On the next three shots, Bohn struck. Dan kept on sparing and could not put any pressure on Bohn. By the 10th frame, Parker only needed good count to advance to face Rhino. On the first ball of the 10th frame, he left the 7-pin and missed it. However, it was good enough for the win. Rhino got off to a fast start by doubling in the first two frames. In the third frame, he left the 2-4-6-7-10, and he missed them all, giving Bohn an advantage after Bohn started with spare-spare. Bohn nearly let the game get away, but he struck in the 9th and first two balls of the 10th to give him the win.

The Semifinals was between Rash and Bohn. Parker started out with the front 7. Sean could not catch Bohn. Sean had a strong middle, but it was too late as Bohn kept the pressure on by striking. This gave Bohn the win 278-221.

In the Championship match, it was Bohn vs. Belmonte. Bohn started out strong with a turkey. Belmonte started off with a strike-spare, followed by a 4-bagger. Midway through the Championship match, Bohn added a 5-bagger. Jason could not mount a strong enough finish. This gave Bohn a big enough lead to win his 33rd title and his second Major.

CHAMPIONSHIP ROUND STATS

High Game: Parker Bohn, III (278)

Low Game: Rhino Page (170)

High Match: Rash/Bohn (231/278)

Low Match: Page/Bohn (170/200)

Average Winning Game: 239.5

TOURNAMENT STATS

32 Game Cash Bowler +/-	+641 Matt Ramshaw
32 Game Cut Bowler +/-	+825 Parker Bohn III
32 Game Leader	+1262 Sean Rash
56 Game Cut Bowler +/-	+2387 Parker Bohn III
56 Game Leader	+2675 Jason Belmonte
300 games- 4- Pete Weber, Parker Bohn III, Jason Belmonte, Tommy Jones	



Champion

1. Jason Belmonte- 227

Parker Bohn III

2. Sean Rash- 231

Parker Bohn III- 254

3. Rhino Page- 170

Parker Bohn III- 278

4. Dan MacLelland- 218

Parker Bohn III- 200

5. Parker Bohn III- 226

Round 1 Japan Cup Bowling 2012

In the round of 64 there was an upset in the A squad bracket. Subaru Nagano defeated Walter Ray Williams, Jr. 3-1. Wes Malott went undefeated while averaging 228. Rhino Page won his match as well 3-1 averaging 239. Bill O'Neill averaged 268 and went undefeated. He had a high game of 290. Palermmaa averaged 266 in his 5 game match. In his last three he shot 834, averaging 278.

In B squad bracket, Mika K. averaged 229 and went undefeated. Norm Duke defeated Pete Weber in a four game match averaging 221-215. It was a grind out. Parker Bohn III went undefeated after tying at 225 in the third game. The match went into a 4 ball roll off with Parker defeating Koji Hosoi 49-46. Barnes beat Barrett 3-1 in a low scoring match. Yoshihiro Kaji started out with a perfect game and went on to win 3-1. In that match all the winning games were above 250. This was a high scoring affair.

The round of 32 saw Palermmaa take down Akio Harada 3-1. In the game 3 that match, Harada shot 255. Palermmaa won the next game to win the match 216-191. Mike Fagan bowled a 296 and a 300 game to take down Yuji Akimoto in the 2nd game. Akimoto bowled a 250; however, Fagan bowled a perfect game in game 3. In the deciding game 4, Fagan won by 1-pin (248-247) to give him the match. Bill O'Neill won his match against Kwan. Sean Rash won his match 3-0 and had a 299 in the first match. Parker Bohn III, bowled a 300 in his round of 16 (the 2nd game). He went on to win the next game after tying 215-215. However, he was able to win the one ball roll-off 10-9. Belmonte beat Duke 3-1. Belmonte had a 253 to give him the win.

In the round of 16, 8 bowlers advanced to the Championship Round with Mike Fagan struggling to shoot over 200. However, in game 3, he shot a 220 which was too little too late. Palermmaa went 3-0 against Fagan. In his match with Bill O'Neill, Sean Rash won with an average of 234. Most matches went 3-0. Only match went to 5 games - Hirayama vs. Sakaruba. In the 2nd game of the match, Sakaruba won with a 178. He ended up winning the match then made the Championship Round. Bohn won his match in 3 games. Unfortunately, Belmonte lost his match 0-3 even bowling a 241 in his final game.

The Japan Cup championship round saw eight players battling for the title. Sean Rash beat Parker Bohn III in the first quarter-final match 223-202. Osku Palermaa defeated Takeshi Suda in a high scoring 268-257. Kaji defeated Wes Malott 226-213. In the Semi-Finals Mika and Rash tied at 223, they had a four bowl off with Mika winning 10-9. In the second Semi-Final saw Kaji defeating Palermmaa 255-235. In the championship round Mika started out with the front eight leaving a ten pin in the 9th frame. Kaji was having a hard time as he could only bowl a 164 in the championship game. This gave Mika his 11th PBA Tour title.

Tournament Stats

10 Game A squad Cut Bowler +/-	+157 Subaru Nagano
10 Game A Squad Leader +/-	+393 Walter Ray Williams Jr.
10 Game B squad Cut Bowler +/-	+163 Ryo Nishimura
10 Game B Squad Leader +/-	+356 Hiroshi Nagetani
300 games – (4) Yoichi Hihayama, Parker Bohn III, Mike Fagan, Yoshihiro Kaji	



Quarter Finals: Koivuniemi def. Yoshihiro Sakuraba, Japan, 228-171. Rash def. Parker Bohn III, Jackson, N.J., 223-202. Palermmaa def. Takeshi Suda, Japan, 268-257. Kaji def. Wes Malott, Pflugerville, Texas, 226-213.

Semi-Final Round: Koivuniemi def. Sean Rash, Montgomery, Ill., 223-223, 10-10, 10-10, 9-9, 10-9 in four-frame, one-ball sudden death roll-off. Kaji def. Osku Palermmaa, Finland, 235-255.

Championship Round: Mika Koivuniemi, Finland def. Yoshihiro Kaji, Japan, 268-164.

High Game – 268 Osku Palermmaa and Mika Koivuniemi

Low Game – 164 Yoshihiro Kaji

High Match – 268-257 Palermmaa and Takeshi Suda

Low Match – 228-171 Koivuniemi and Yoshihiro Sakuraba

Average winning game – 243

Carmen Salvino Classic

Est. 1958

Todd Book started out the day with a 299 in Game 1. The cut after the first game was a score of 258. The scores started out high. Tom Smallwood had a 279 in Game 6. Once transition hit, guys had a hard time scoring and hitting the pocket. Patrick Allen had the only 300 game in Game 2. It took score +179 by Craig Nidiffer to cash. The cut took a score of +224 by Lee Vanderhoef. D.J. Archer was high qualifier at +377.

D.J. Archer kept on striking with a 298 game in the opening game of match play. Tom Smallwood was making a charge in the early stages of match play. Smallwood bowled a 290 game in the third game of match play. He also bowled a 255 against Bill O'Neill. Andres Gomez shot a 266 in game 16. In the position round games Smallwood was starting to struggle and could not put any pressure on Gomez. Gomez ended up being the number for the show. Archer ended up dominating the match play portion of the tournament. He ended leading the match play by 75 pins over Andres Gomez

In the championship match Gomez took charge by having the front six before leaving a ten pin. D.J. Archer started out strong but could not get going after the errant spare shot in the third frame when he left the 3, 4, 6, 7. He could only pick up the 6 pin on his spare shot. Gomez kept on striking to put pressure on Archer. This was Gomez's second PBA Tour Title, and he successfully defended the Carmen Salvino Classic.

TOURNAMENT STATS

8 Game Cash Bowler +/-	+179 C. Nidiffer
8 Game Cut Bowler +/-	+224 Lee Vanderhoef
8 Game Leader +/-	+377 D.J. Archer
17 Game Cut Bowler +/-	+905 Andres Gomez
17 Game Leader +/-	+980 D.J. Archer
300 games - 2- Pat Allen, Bill O' Neill	



Champion

Andres Gomez

1. D.J. Archer - 197

2. Andres Gomez - 246

Mark Roth Classic

Est. 1958

In the opening game of the Mark Roth Classic, Jessie Buss started out with a 300 game. Legendary Pete Weber also started off with 268 and 269 games, en route to a 770 after three games, averaging almost 257. After the first game, 16th place was 258. Brett Spangler has a 290 game in game four, and Andres Gomez also had a 285 game. Sean Rash had a 289 in game seven. The cash took a score of +198 by David Haynes. The number for match play was +233 by Tom Baker. Rash led the round with a score of +429 and an average of 253.

In the match play, Rash started out strong, but in game four he started to struggle. In game five, though, he shot a 290. Michael Haugen, Jr. started to take charge of the tournament, as he would end up leading the tournament and claiming first spot. Norton, though he had three games of 204 or less in match play, made ground the last four games of match play, averaging 242 over that span and took over second place to make the show versus Haugen. Other players who did well in match play were Mike Scroggins and Tom Smallwood. Scroggins started out well during the first eight games of match play; however, he stumbled in the position round with a 183. In the position round, Norton had to beat Mike Scroggins to secure his spot in the championship match. He was able to do so with a score of 227 to Rash's 204. Haugen led the tournament with a score of +938.

In the championship match, Norton started out strong with a turkey in the middle of the game. However, late in the game, he left two big four-splits that he failed to convert. He had a chance in the tenth to strike out and win by one pin, but did not. Haugen, Jr. had a chance to close the deal by striking the first ball in the tenth, but settled with a spare, nine. This was Haugen's third PBA Tour title.

Mark Roth Classic

8 Game Cash Bowler +/-	+198 David Haynes
8 Game Cut Bowler +/-	+233 Tom Baker
8 Game Leader +/-	+429 Sean Rash
17 Game Cut Bowler +/-	+824 Scott Norton
17 Game Leader +/-	+938 Michael Haugen Jr
# of 300 Games	(3) Jesse Buss, Rick Zakrajsek, and Chris Loschetter



Champion

Michael Haugen, Jr.

1. Michael Haugen Jr. - 215

2. Scott Norton - 194

Don Carter Classic

Est. 1958

Dick Allen started the day with a 300. Scores were high in the opening round of the Don Carter Classic. Amleto Monacelli had a 299 game. Wes Malott shot a 300 in the third game. John Szczerbinski was 400 over after six games. There were a total of eight 300's at the Don Carter Classic. It took a score of +296 (by Mike DeVaney and Brad Miller) to advance to match play. Jason Belmont took the last cash spot with a score of +252. Szczerbinski led the qualifying round at +460.

In match play, Malott took over the tournament, as he won all of his matches in match play. He ended up leading Jason Sterner by 167 pins. Malott averaged over 265 per game. Other big names that did well in the match play portion of the Don Carter Classic were Walter Ray Williams, Jr. (+924), Monacelli (+862), and Stuart Williams (+839). Jason Sterner went 6-3, averaging 250 in match play.

Jason Sterner tried to become the second bowler to win his first PBA tour title by shooting a perfect game but came short by leaving a ten pin on the final ball. Wes Malott started out strong but in the third frame he left a pocket 7-10 split. Malott finally got striking in the seventh frame however by that time Sterner already locked up his first title.

Don Carter Classic	
8 Game Cash Bowler +/-	+252 Jason Belmonte
8 Game Cut Bowler +/-	+296 Brad Miller, Mike DeVaney
8 Game Leader +/-	+460 John Szczerbinski
17 Game Cut Bowler +/-	+1054 Jason Sterner
17 Game Leader +/-	+1221 Wes Malott
# of 300 Games	(8) Kirby Allen, Dick Allen, Jim Pratt, Wes Malott (2), Brad Miller, Kyle Troup, Tony Campagna



Champion

Jason Sterner

1. Wes Malott- 235

2. Jason Sterner- 299


Earl Anthony Players Championship

After 32 games of qualifying, Scott Norton led the field with a score of +1229. It took a score of +904 to make the match play cut, by John Szczerbinki and We Malott. There was a total of seven 300 games in the qualifying round. It took a score of +738 by Nathan Bohr and Jessie Buss to cash. There were many high scores shot during the qualifying round. The qualifying games consisted of the Don Carter Classic, Mark Roth Classic, and the Carmen Salvino Classic. Each of these rounds was 8-game blocks.

In the match play portion of the Earl Anthony Players Championship, Sean Rash and Scott Norton took charge of the tournament. Malott tried to make a run for the show by bowling +360. Belmonte had three games over 260 including 290 in the position round game, except it was a little too late as Norton & Rash were leading the field by quite a bit heading into the position round.

In the championship game, Rash had a hard time as he opened back-to-back frames in the fifth and sixth. Norton, on the other hand, was able to stay clean and make his spares. Rash tried to come back at the end of the game, striking in frames seventh through the ninth, but it was too late as Norton struck out in the tenth. This was Norton’s third career PBA Tour title, and his second of this season.

Earl Anthony Players Championship	
32 Game Cash Bowler +/-	+738 Nathan Bohr, Jessie Buss
32 Game Cut Bowler +/-	+904 John Szczerbinski, Wes Malott
32 Game Leader +/-	+1229 Scott Norton
41 Game Cut Bowler +/-	+1774 Scott Norton
41 Game Leader +/-	+1776 Sean Rash
# of 300 Games	(7): Mike DeVaney, Walter Ray Williams Jr., Tommy Jones, Wes Malott, Kurt Pilon, Brian Kretzer, Tom Baker



	1. Sean Rash – 191	Champion
2. Scott Norton - 219		Scott Norton

USBC Masters

The Masters saw 468 bowlers battling for top 63 spots in the double elimination match play bracket. Wes Malott was the 15 game leader with a score of +518. It took a score of +194 to advance to match play by Eugene McCune. It also took a score of +96 by Bill Crane III to cash. The scores were high in the first round of qualifying. During the last 2 days of qualifying the scores were low causing the number not to be so high to advance to match play.

In the opening round of match play, Wes Malott defeated the defending champion Mike Fagan with a score of 770-675. Some of the other highlights of the opening round were, Parker Bohn III defeated Andres Gomez 615-535 and Stewart Williams defeated Tommy Jones by only 2 pins 628-626.

In the winner's bracket, Malott defeated Alan Rice 732-668. John Janawicz defeated Dick Alan 672-627. Parker Bohn III defeated Pete Weber 725-651. Walter Ray Williams Jr. suffered his first loss with Belmonte defeating him 761-785.

The first elimination bracket saw the defending champion being eliminated by Marten Larson 749-718. Koiveniemi defeated Castillo 721-701. Todd Book defeated Ruiz 736-609.

The second elimination bracket saw Pete Weber being eliminated by Jason Sterner 683-591. Koiveniemi defeated Mike Scroggins 658-577. Doug Kent defeated Chris Loschetter 671-657.

The third round of the winner's bracket saw Belmonte defeating Parker Bohn III 642-632. Stuart Williams defeated John Janawicz 687-667. Wes Malott defeated Manuel Otalora 742-614.

During the second round of the winner's bracket, Parker Bohn III defeated Matt McNeal 700-688. Walter Ray Williams Jr. suffered his first loss with Belmonte defeating him 761-785.

In round 7 of the elimination round, Bohn defeated Bryan Kretzer 782-509. Mika Koiveniemi defeated Walter Ray Williams Jr. 753-676.

In the fourth round of the winner's bracket Belmonte defeated Mike Machuga 687-686. Stewart Williams defeated Wes Malott 711-664. Belmonte and Stewart Williams were the top 2 seeds of the winner's bracket while Malott and Machuga were going in the elimination round to be in the top three of the elimination bracket.

In the final round of winner's bracket, Jason Belmonte and Stuart Williams survived. Belmonte was the tournament leader by defeating Stuart Williams 750-616.

For the first time in the history of the Masters, the USBC had a four-man playoff for the final three spots of the show. The top three players advanced to the stepladder finals, in a three game roll-off. These four people would be the four survivors who survived the double elimination bracket. The four bowlers were Wes Malott, Parker Bohn III, Mika Koiveniemi and Mike Machuga. Mika defeated Machuga 704-692 to knock him out of the championship round. Mika made 7-10 split to secure him the 5th and final spot.

Jason Belmonte won his first major title—the USBC Masters—by defeating Wes Malott 258-245 on Feb. 24.

Belmonte did so by forcing Malott to have to strike out in the tenth frame, to win by one pin. Malott tripped the four-pin on his first ball in the tenth frame. However, on his second ball, he left a 3-6-10 spare, giving Belmonte the win. Belmonte did what he needed to by striking out at the end of the game.

In the first match, Parker Bohn III defeated Mika Koivuniemi 278-246. Bohn had the front eight before leaving a three-pin in the ninth frame. Bohn had to double to shut out Koivuniemi, prevailing in the tenth. The next match saw Bohn take on Malott, but Malott had a front six at Bohn's expense and would go on to win 255-248. In the semi-finals, it was a low scoring affair, as Stuart Williams and Malott could only come up with a 387 score (202-185), giving Malott the chance to face tournament leader Belmonte in the championship game.

This was Belmonte's first major, and was also the second time a two-hander has won a major.

USBC Masters Tournament Stats

15 Game Cash Bowler +/-	+96 Bill Crane III
15 Game Cut Bowler +/-	+194 Eugene McCune
15 Game Leader +/-	+518 Wes Malott
# of 300 Games	(4) Stuart Williams, Devin Golden, Matt O'Grady, Chris Barnes

Championship Round Stats

High Game: Parker Bohn III (278)
Low Game: Stuart Williams (185)
High Match: Mika Koivuniemi/Bohn (246/278)
Low Match: Wes Malott/Stuart (202/185)
Average Winning Game: 248.25



Champion

Jason Belmonte

		1) Jason Belmonte - 258	
		2) Stuart Williams - 185	
		Wes Malott - 202	
		3) Wes Malott - 255	
		Parker Bohn III - 248	
4) Parker Bohn III - 278			
5) Mika Koivuniemi - 246			

Tournament of Champions

Est. 1958

In the opening round of the 2013 Barbasol Tournament of Champions, Scott Norton led the field with a score of +418 averaging 252 for his first 8 games. Following Norton was Walter Ray Williams, Jr. with a score of +381. Just behind Walter Ray was Pete Weber with a score of +359. Norton shot a high game of 300 as did Mike Scroggins. The defending champion, Sean Rash, shot a score of +291.

The second round saw PBA Hall of Fame member Pete Weber take the lead of +675. Weber proceeded to shoot a 300 game. Rash gained some ground by climbing up to second place with a score of +634. Osku Palermaa was in third with +625. Rounding out the top 10 was Patrick Allen with a score of +475.

Osku Palermaa was the 24-game leader with a score of +1077. He took a commanding lead over Belmonte by 146 pins going into the first round of Match Play. Pete Weber faltered the last game of qualifying by shooting 169. The 24-game cut number was +517 held by Lonnie Waliczek. Some of the other names that made the cut were: Walter Ray Williams, Jr., Norm Duke, Sean Rash, Bill O'Neill, and Michael Haugen, Jr.

The first round of Match Play saw Osku Palermaa winning four games. This enabled Pete Weber to gain some pins on Palermaa as Weber went 5-3. Rash had another good round with a record of 5-3. Belmonte struggled as he only win four games, lose 3, and tie one.

Belmonte took the lead by 7 pins over Pete Weber. Weber had another 5-3 records. Andres Gomez had a 300 game in the second round of Match Play. Osku Palermaa faltered as he fell to third place.

In the final round of Match Play, Weber took control, never looking back. However, in the 47th game of the tournament, Belmonte regained the lead. The position round game saw Weber defeating Belmonte to take the tournament lead. Palermaa was able to beat Bill O'Neill to get the fifth and final spot in Sunday's show. The other players that made the TV show were: Sean Rash and Tommy Jones.

The opening final of the championship round saw Osku Palermaa versus Tommy Jones. Palermaa really struggled. He could only shoot a 189 against Jones' 217 game. In the next match, Tommy took on the defending champion, Sean Rash. This was a high scoring affair. Tommy and Rash were striking frequently with Rash prevailing 247-233. In the semifinals, Rash struggled, and could only muster a 171. Belmonte started out with the front five and never looked back defeating Sean 229-171. In the championship match, Weber was trying to go for a second Triple Crown, opening up with a double. Belmonte opened up with a double, but in the third frame left a 4-10 split. Weber was able to stay clean and throw three doubles to capture his tenth career Major and his 37th career PBA Tour title. Weber defeated Belmonte by a score of 224-179.

TOURNAMENT STATS

24 Game Cut Bowler +/-	+517 Lonnie Waliczek
24 Game 5 th Place +/-	+770 Stuart Williams
24 Game Leader	+1077 Osku Palermaa
48 Game Cut Bowler +/-	+1875 Osku Palermaa
48 Game Leader	+2212 Pete Weber
300 games- 7- Mike Scroggins, Scott Norton, Scott Newell, Pete Weber, Jason Belmonte, Sean Rash, Andres Gomez	


CHAMPIONSHIP ROUND STATS

High Game: Sean Rash (247)

Low Game: Sean Rash (171)

High Match: Rash/Jones (247/233)

Low Match: Belmonte/Rash (229/171)



Champion

Pete Weber

1. Pete Weber - 229

2. Jason Belmonte - 229

Jason Belmonte - 179

3. Sean Rash - 247

Sean Rash - 171

4. Tommy Jones - 217

Tommy Jones - 233

5. Osku Palermaa - 189

Badger Open

Est. 1958

The Badger Open was the longest pattern on the PBA Tour at 52 feet. In the first round Bill O'Neil got onto a fast start with having the front 21 strikes in a row in the first and second qualifying game of the Badger Open. . He ended up qualifying third after the ten games of qualifying. There were three perfect games shot by Bill O'Neil, Ryan Shaffer, and Patrick Girard. Jake Peters led the qualifying portion of the tournament at +411. It took a score of +224 by Jon VanHees to advance to match play. Some of the other bowlers who made it to match play were Chris Barnes, Mika Koivuniemi, Sean Rash, Tommy Jones, and Mike Fagan. The last cash spot after ten games was +219 by Tom Daugherty.

In the match play portion of the tournament Chris Barnes started out strong but fell short to make the championship round. Josh Blanchard led the field with a score of +1226. Bill O'Neil, Michael Haugen and Mika Koivuniemi had perfect games in the match play portion of the tournament. The leader board after the 26 game of qualifying and match play had two bowlers going for their first championship round appearance. One of them was an amateur Aaron Lorincz . The other one was a rookie, Jake Peters. Michael Hauggen Jr. and Kurt Pilon were the other two that made the championship round of the five that made the show. Haugen Jr and Pilon were the veterans that made the championship round.

In the first match of the stepladder Michael Haugen Jr defeated Kurt Pilon 224 to 180. Just when bowling fans might have taught that Haugen had a great chance at winning the tournament he ran into transition and Aaron Lorincz was able to take advantage and defeat Haugen 215-170. Lorincz then went on to face Jake Peters. This time Aaron Lorincz could not rise to the occasion by only shooting a 174 over 265. Jake got lined up and was able to strike to advance to the championship round match. In the championship Josh Blanchard and Jake Peters had the highest scoring match of the championship round unfortunately ran into red hot Jake Peters who posted a 245 to 212 this was Peter's first PBA Tour career title.

TOURNAMENT STATS

10 Game Cash Bowler +/-	+219 Tom Daugherty
10 Game Cut Bowler +/-	+224 Jon VanHees
10 Game Leader	+411 Jake Peters
26 Game Cut Bowler +/-	+1094 Kurt Pilon
26 Game Leader	+1226 Josh Blanchard
300 games (6) - Patrick Girard, Michael Haugen, Jr., Mika Koivuniemi, Ryan Shafer, Bill O'Neill (2)	

CHAMPIONSHIP ROUND STATS

High Game: Jake Peters (265)
Low Game: Michael Haugen Jr. (170)
High Match: Peters/Blanchard (245/212)
Low Match: Lorincz/Haugen (215/170)
Average Winning Game: 237.25



Champion

		1. Josh Blanchard - 212	Jake Peters
		2. Jake Peters - 265	Jake Peters - 245
3. Aaron Lorincz - 215		Aaron Lorincz - 174	
4. Michael Haugen Jr. - 224	Michael Haugen Jr. - 170		
5. Kurt Pilon - 180			

Wolf Open

Est. 1958

The PBA Wolf Open is the shortest pattern at 32 feet. This produced a lot of high scores. The qualifying leader, Chris Loschletter, averaged 250 for his 10-game qualifying score. Rookie E.J. Tackett qualified second with a score of +467. Loschletter had a 41 pin lead going in to the match play round. Pete Weber qualified 11th averaging 234. Unbelievably, he often struggles on the Cheetah pattern, and this was shorter than the Cheetah. Some of the other top names that did well in the qualifying portion of the tournament were Bill O'Neill, Patrick Allen, and Chris Barnes. It took a score of +238 to cash by Brett Cunningham. It took an average of 224 to make the top 24 to advance in the Wolf Open. E.J. Tackett and Chris Barnes were the only two bowlers that had a 300 during qualifying.

In the match play portion of the tournament, Chris Loschletter still dominated the pattern but only by two pins. E.J. Tackett qualified in the number three seed to advance to the championship round. With the Wolf being the shortest pattern on the PBA Tour and Pete Weber having trouble scoring well on the Cheetah, he somehow managed to qualify as the number four seed. Chris Loschletter had an 8-7-1 match play record. That was good enough to lead the tournament. Bill O'Neill qualified in the number five position giving him a chance to win his fourth career PBA title. Unbelievably, there was only one 300 shot in the match play portion of the tournament by Mike Wolfe.

The championship round saw three former U.S. Open winners, a rookie, and a player looking for his first title. The first match was between Weber and O'Neill with O'Neill prevailing 222-221. It came down to the last ball. O'Neill got what he needed in the 10th to advance to the next match. In the next match, O'Neill was facing a rookie with E.J. Tackett. Tackett was able to pull off a 204 game, but that was not good enough for O'Neill as O'Neill bowled a 234 game. This gave O'Neill the right to bowl Norm Duke in the semi-finals. O'Neill had six consecutive strikes to hold down Duke to advance the championship game. In the championship match, it was a high scoring match as both O'Neill and Loschletter had great ball reactions. They both were able to string strikes. Loschletter was able to prevail and win his first PBA Tour title by defeating O'Neill 264-231.

TOURNAMENT STATS

10 Game Cash Bowler +/-	+238 Brett Cunningham
10 Game Cut Bowler +/-	+244 Kenneth Kempf
10 Game Leader	+508 Chris Loschletter
26 Game Cut Bowler +/-	+1236 Bill O'Neill
26 Game Leader	+1417 Chris Loschletter
300 games (3) – Chris Barnes, Mike Wolfe, E.J. Tackett	

CHAMPIONSHIP ROUND STATS

High Game: Chris Loschletter (264)
Low Game: E.J. Tackett (204)
High Match: Loschletter/O'Neill (264/231)
Low Match: O'Neill/Tackett (234/204)



Champion

		1. Chris Loschetter – 264	Chris Loschetter
		2. Norm Duke – 206	Bill O’Neill - 231
		3. E.J. Tackett – 204	Bill O’Neill – 233
4. Pete Weber - 221	Bill O’Neill – 234		
5. Bill O’Neill – 222			

Bear Open

The PBA Bear Open was a 40 foot flat pattern. This was a hard pattern to score on because it was a flat shot. The leader, Dave Wodka, had only a 223 average. Pete Weber qualified 3rd with a score of +200. There were only three bowlers that averaged 220 or better. Some of the other bowlers who did well were Chris Barnes, Tommy Jones, Dom Barrett, and Missy Parkin. Jason Belmonte made a huge jump to vault into the cut. It only took 75 over to make the match play portion of the tournament by Andrew Graff. Eugene McCune was the last cash spot with a score of +68. There were no 300s shot during the qualifying portion of the Bear Open.

In the match play portion of the Bear Open, Jason Belmonte jumped into the lead with a score of +752. He had an 11-4-1 match play record. Tom Hess made a late charge as he had the only perfect game of the tournament. In the position round game, he bowled a huge game to get him into the last spot for the show. Chris Barnes was able to stay in second with a 9-7 match play record. Chris Loschletter jumped into 3rd place with a 10-6 match play record. The scores were low throughout the whole tournament as it only took an average of 211 to make the championship round. Dan MacLelland had a 10-6 match play record. This gave him the 4th position for the championship round. Pete Weber dropped down to 6th having a 9-7 match play record.

In the championship round, Dan MacLelland finally found his first match on television with a score of 197 over Hess's 169. The Bear pattern proved that it was going to be a shot making event. In the second match, MacLelland faced off against Loschletter. Loschletter was coming off his win at the Wolf Open. For MacLelland, he was able to find the pocket and strike to give him a 223 over Loschletter's 200. Loschletter could not find anything as he could only muster a 200 score. In the semi-finals, Chris Barnes took on Danny Mac. Barnes was able to strike and find the pocket. MacLelland ran into transition as he could only come up with a 187. Barnes was able to make his spares and strike to advance to the championship match. In the championship match, Belmonte started out struggling, but then he made an adjustment and was able to string the last seven strikes together giving him the win. Barnes was not able to keep up with Belmonte. This was Belmonte's seventh career PBA Tour title.

TOURNAMENT STATS

10 Game Cash Bowler +/-	+68 Eugene McCune
10 Game Cut Bowler +/-	+75 Andrew Graff
10 Game Leader	+235 Dave Wodka
26 Game Cut Bowler +/-	+611 Tom Hess
26 Game Leader	+752 Jason Belmonte
300 games (1) – Tom Hess	

CHAMPIONSHIP ROUND STATS

High Game: Jason Belmonte (235)
 Low Game: Tom Hess(169)
 High Match: Belmonte/Barnes (235/211)
 Low Match: MacLelland/Hess (197/169)
 Average Winning Game: 217.25



Champion

		1. Jason Belmonte – 235	Jason Belmonte
		2. Chris Barnes – 214	Chris Barnes - 211
		3. Chris Loschetter – 200	Dan MacLelland – 187
4. Dan MacLelland- 197	Dan MacLelland – 223		
5. Tom Hess – 169			

Milwaukee Open

The PBA Milwaukee Open featured the Badger, Wolf, and Bear qualifying totals. After a total of 30 games, there was a cut to the top 28. It took a score of +428 by Andrew Graff to advance to the casher's round of the Milwaukee Open. Bill O'Neill led the 30-game qualifying total with a score of +873. Some of the other bowlers that did well in the Milwaukee Open were Mike Fagan, Chris Barnes, Pete Weber, Sean Rash and Mika Koivuniemi.

For the cashers round the Bear pattern was used. The Tournament leader Bill O'Neil shot only +23. Eugene McCune was the leader by scoring the highest round at +180. Pete Weber was second high at +111. Brian Valenta was the number to make match play. He even shot -19 for the round. Mika Koivuniemi and Sean Rash struggled as they could not make match play.

In the first round of match play the Bear pattern was used again. Pete Weber took the lead with a 7-1 match play record. He was leading by 23 pins over Chris Barnes. Barnes had a 5-3 match play record. Norm Duke moved up the leader board from 13th to fourth with a 6-2 record. Bill O'Neil faltered as he could only muster 3-4-1 match play.

The second round of match play saw the use of the Badger oil pattern. Pete Weber still was dominating the tournament with a 13-3 match play record. He was leading Chris Barnes by 165 pins. Chris Barnes tied two games but was able to win the rest of his games. Norm Duke was able to stay in the top five with 5-3 match play record. There were six players within 160 pins going into the final round of match play.

The Wolf oil pattern was used during the final round of match play. Chris Barnes started out with a perfect game in the final round. Barnes was able to lead the tournament by nearly 300 pins. Pete Weber could not win a match until the last two games. He had a big enough lead to keep him near the leader board. Jason Sterner made a charge by shooting a 300 game over Patrick Allen's 290. He ended up doubling in the 10th frame of the last game to make the championship round despite a ten minute delay due to a power outage. Norm Duke and Mike Fagan were the other two bowlers that made the championship round.

Barnes had the choice of the pattern that they would be using in the championship round because he was the Tournament leader. He picked the Badger pattern. In the first match it was a low scoring affair as Fagan defeated Jason Sterner 198-182. Fagan had the right to take on Norm Duke. Duke was able to top off Fagan 238-194. The semi-finals featured a Hall of Fame matchup between Pete Weber and Norm Duke. The game was never more than ten pins apart. Weber had a chance to double in the tenth to win but failed as he left a solid 9 pin in the second ball of the tenth giving Duke a chance in to win the match. Duke was able to prevail as he struck to advance to the championship match. Barnes started out strong by striking his first five out of six shots. This gave Barnes a huge lead in the championship match. Duke was able to string strikes together but it was too little too late as Barnes was able to rise up to the challenge. Barnes defeated Duke 246 to 237. This was Barnes 15th career PBA Tour title.

TOURNAMENT STATS

30 Game Cash Bowler +/-	+428 Andrew Graff
30 Game Leader +/-	+873 Bill O'Neill
35 Game Cut Bowler +/-	+515 Brian Valenta
35 Game Leader +/-	+896 Bill O'Neill
59 Game Cut Bowler +/-	+1708 Jason Sterner
59 Game Leader +/-	+2211 Chris Barnes
300 games (2) – Jason Sterner, Chris Barnes	

CHAMPIONSHIP ROUND STATS

High Game: Chris Barnes (246)
Low Game: Jason Sterner (182)
High Match: Barnes/Duke (246/237)
Low Match: Fagan/Sterner (198/182)
Average Winning Game: 226.75



Champion

		1. Chris Barnes – 246	Chris Barnes
		2. Pete Weber – 217	Norm Duke - 237
		3. Norm Duke – 238	Norm Duke – 225
4. Mike Fagan- 198	Mike Fagan – 194		
5. Jason Sterner – 182			

Summer King of the Swing

Est. 1958

The PBA King of the Swing featured all winners of the Badger, Wolf, Bear, and the Milwaukee Open, plus a point leader who did not win any of the four tournaments during the past 2013 Summer Swing. Chris Barnes was the top seed and had the choice of pattern which was the Badger pattern.

In the first match in the King of the Swing, the summer point leader, Norm Duke, got off to a fast start by striking in the first and second frames. However, he split in the fourth frame leaving the 4-6-7. He was unable to convert, but then he got back on the strike train by stringing the next four. Jake Peters could not get anything going as he left an 8-10 split in the fifth frame. He was able to double, but it was not quite enough as he could only muster up a 190 game. Duke was able to string four and shoot a 220.

The next match saw Duke take on Jason Belmonte. Duke started out with the front three as Belmonte could not get anything going until the fifth frame. Duke was able to make his spare and keep on striking. Belmonte struggled to get anything going. Duke ended up with a 258 over Belmonte's 226.

In the semi-finals, it was a low scoring affair as both Duke and Chris Loschetter could not string any strikes together. Loschetter needed a double in the 10th to advance to the championship round, but he could not do it as he left the 2-5 on the first ball in the 10th frame. This gave Duke a chance to redeem himself against Chris Barnes.

In the championship finals, Duke and Barnes started to struggle. Duke left the big four in the fourth frame, only picking up the 10 pin. Barnes could not capitalize on that as he missed the 6-7 split in the fifth frame. Duke was able to double after big four. Barnes could not get anything going until the seventh frame. Duke strung the last four out of the last five shots to be crowned the Summer King of the Swing winner.

KING OF THE SWING WINNERS

Badger Open Winner	Jake Peters
Wolf Open Winner	Chris Loschetter
Bear Open Winner	Jason Belmonte
Milwaukee Winner	Chris Barnes
Summer Points Leader	Norm Duke

CHAMPIONSHIP ROUND STATS

High Game: Norm Duke (258)

Low Game: Jake Peters (190)

High Match: Duke/Belmonte (258/226)

Low Match: Duke/Peters (220/190)

Average Winning Game: 226.75



Champion

		1. Chris Barnes – 213	Norm Duke
		2. Chris Loschetter – 205	Norm Duke - 222
		3. Jason Belmonte – 226	Norm Duke – 207
4. Jake Peters- 190	Norm Duke – 258		
5. Norm Duke– 220			

2013 U.S. OPEN

Est. 1958

In the opening round, Jason Belmonte shot 369 over for 8 games. His closest competitor, Brett Wolfe, was 96 pins behind Belmonte. The defending champion, Pete Weber qualified 12th with a score of +112. Wes Malott was in 5th with a score of +135. In 24th place was Bobby Bures with a score of +84. Scott Norton was the cut number at +18 after the first day.

On the second day, Belmonte continued to lead the round by 313 pins with an average of 237, well over defending champion Pete Weber. The cut went down to +15 (Tom Daugherty). The cut to make match play was +124 after 16 games. Overall, scores were low. Notable was Walter Ray Williams, Jr.'s performance—31 over, and Mike Fagan—122 over. There was a tie for 24th between Chris Loschetter and Jesse Buss at +124.

The final round of qualifying saw Jason Belmonte still leading the pack by 381 over the defending champion Pete Weber by averaging 231, almost 15 pins higher than Weber. Jason Belmonte had a hard time, but came back late in the round. The final number to make the first cut was a score of +2 by Paul Bober. Going in to the casher's round Martin Larsen is the number to make match play at +175. Other past winners that made the casher's round were Norm Duke, Chris Barnes, Mika Koivuniemi, and Bill O'Neill.

The cashers round, Belmonte built on his lead by 449 pins averaging over 15 pins per game over defending champion Pete Weber. He shot +209 over for 6 games and he had the only perfect game. Weber shot 140 over in his round. The cut took a score of +227 by Mika Koivuniemi to make the match play. Some of other past champions that made the match play were Norm Duke, Bill O'Neill, and Tommy Jones.

The first round of Match Play saw Jason Belmonte struggle as he could only muster up three wins. Wes Malott averaged 257 in the first three games of the round. Pete Weber was able to win seven games and average 222. Mike Fagan had a 297 in the third game. Wes Malott and Pete Weber both gained some ground on tournament leader, Jason Belmonte. Weber averaged 20 pins per game higher than Belmonte. For the first round of Match Play the scores were higher than the scores in the qualifying rounds.

Belmonte kept the lead in the second round of match play by 314 pins over defending champion Pete Weber. In game five, Pete Weber had a high game of 268. He had four wins and four losses, as did Wes Malott. After the second round of match play, Kent Marshall had only three losses and one tie. The top four were starting to separate from the pack.

In the final round of match play, Belmonte only ended up leading by 172 pins over defending champion Pete Weber. Weber was struggling, but was able to hang on to the second place position. In game three, he had a game of 245, but was beat by Kent's 247. Belmonte also struggled in the final round of match play, but in game seven he was able to hit 246, defeating Mika Koivuniemi by 19. In the position round game, Marshall Kent was 224 pins over Chris Loschetter, so the top four was set.

In the first stepladder match, Malott was able to hold off Kent by seven pins. Kent struck out in the tenth, but was too late. In the semi-finals, Malott had an open in the first frame, but was able to strike out the rest of the way out to defeat defending champion Weber 279-182. In the championship match, Belmonte could not get lined up, as he could only muster up a 156 game, making it easy for Malott. Malott started out strong—five strikes in the first six frames—en route to his first major title.

TOURNAMENT STATS

24 Game Cash Bowler +/-	+2 (Paul Bober)
24 Game Leader +/-	+767 (Jason Belmonte)
30 Game Cut Bowler +/-	+227 (Mike Koivuniemi)
30 Game Leader +/-	+976 (Jason Belmonte)
54 Game Cut Bowler +/-	+1249 (Wes Malott)
54 Game Leader +/-	+1472 (Jason Belmonte)
300 Games: (1) Jason Belmonte	

CHAMPIONSHIP ROUND STATS

High Game: 279 (Wes Malott)
Low Game: 156 (Jason Belmonte)
High Match: 279-182 (Weber/Malott)
Low Match: 156-214 (Belmonte/Malott)
Average Winning Game: 231



Champion

	1. Jason Belmonte - 156	Wes Malott
	2. Pete Weber - 182	Wes Malott - 214
3. Marshall Kent - 193	Wes Malott - 279	
4. Wes Malott - 200		

PBA Cheetah Championship

Est. 1958

In the opening round of the Cheetah Championship, Lonnie Walacheck started the day with a perfect game. PBA Hall of Famer Parker Bohn III had a 300 game in the third game of the first round of qualifying. Ildemaro Ruiz of Venezuela started the day with a 840 series in the first 3 games of qualifying. The scores were high at the Cheetah Championship. Parker Bohn III ended up qualifying second in his squad and fifth overall. Josh Blanchard qualified first with a score of plus 380. It took a score of + 274 by Travis Anderson & Eugene McCune to make the cut. It took a score of +256 by Michael Machuga to cash.

In the Semifinals, two PBA Hall-of-Famers Parker Bohn and Pete Weber owned the tournament, each bowling a perfect game. Bohn had his second 300 of the tournament. This propelled him into the lead and he never looked back. The Cheetah pattern, characterized by being short, is not one of Weber's favorite patterns; however, he overcame its challenges. He ended up qualifying second for the Championship Round finals. Clara Guerrero became the third woman in PBA history to make a Championship round. However, she became the first woman in PBA history to make a show at the World Series of Bowling. She did this by bowling a phenomenal final 3 games—822. Wes Malott qualified third for the Stepladder finals.

The opening match saw Wes Malott and Clara Guererro face off. Wes Malott struggled at the beginning of the game. Clara, however, was able to hit the pocket and give Wes a run for his money. Wes was able to throw a 5-bagger at the end of the game and force Clara to strike on the first ball. Clara threw a great ball, but unfortunately had a ringing 10-pin on the first ball of the 10th frame causing her to lose against Wes Malott. In the Semifinals, PBA Hall-of-Famer Pete Weber took on Wes Malott. Both Weber and Malott started out strong with Weber starting out with a front-6. Malott kept on striking with the front-10. Weber left a Greek Church in the eighth frame ending his hopes for his 38th title. Malott missed his 10-pin spare, but it was sufficient for him to advance to the Championship finals. In the Championship game, PBA Hall-of-famer Parker Bohn, III, started out with a double, but could not keep up with Wes's pace. Bohn had the left lane zeroed in , but lost his reaction on the right lane. Malott opened up with the front-5. By this time, Malott was looking for his 9th PBA career title. Bohn ended up with a 169, while Malott had a 243.

TOURNAMENT STATS

7 Game Cash Bowler +/-	+256(Michael Machuga)
7 Cut Bowler+/-	+274(E. McCune/T. Anderson)
7 Game Leader +/-	+380(Josh Blanchard)
14 Game Cut Bowler+/-	+646(Clara Guerrero)
14 Game Leader +/-	+703(Parker Bohn III)
300 Games: (9) Lonnie Waliczek, Bryon Smith, Parker Bohn III(2) Eric Forkel, Pete Weber, Tom Hess, Anthony Colosimo	

CHAMPIONSHIP ROUND STATS

High Game: 288 (Wes Malott)
 Low Game: 169 (Parker Bohn III)
 High Match: 242-288 (Weber/Malott)
 Low Match: 243-169 Bohn/Malott)
 Average Winning Game: 231



Champion

		1. Parker Bohn III-169	Wes Malott
	2. Pete Weber - 242	Wes Malott - 243	
3. . Wes Malott - 214	Wes Malott - 288		
4. Clara Guerro— 208			

Viper Championship presented by PBA Bowling Challenge

In the opening round of the Viper Championship (presented by PBA Bowling Challenge), Dom Barrett led the first round by a score of +301. E.J. Tackett of Huntington, Ind. was second, trailing by 32 pins. It took a score of +130 by Greg Ostrander to advance to the semi-finals. Some of the other top players who performed well were Jason Belmonte, Chris Barnes, Ryan Ciminelli, and Mika Koivuniemi. Tom Baker took the last cash spot with a score of +122.

In the semi-finals, D.J. Archer was the only bowler to shoot a perfect game in the tournament, which is bowled in the last game of qualifying. However, It still was not good enough to get into the championship round. Ciminelli took the lead with a score of +444. Barnes qualified second with a +426 score. Ciminelli rolled a final game of 268 in the last game of the round. There were a number of low scores throughout the tournament. Qualifying leader Dom Barrett had a bad round and failed to finish in the top four. The other two bowlers were Stuart Williams in third, and Jason Belmonte in fourth.

In the opening match, Williams faced Belmonte. It was a low-scoring affair, as Williams won with a 203, while Belmonte had 194. The semi-final had Barnes taking on Williams. Williams struggled, and mustered only a 171 to Barnes' 200, as Barnes advanced to the championship match. The championship match was the highest scoring match of the show. Ciminelli nearly became the fourth player to convert a 7-10 split on national television. He did not, though, and it cost him the title. This gave Barnes his 16th career PBA tour title.

TOURNAMENT STATS

7 Game Cash Bowler +/-	+122(Tom Baker)
7 Cut Bowler+/-	+130(Greg Ostrander)
7 Game Leader +/-	+301(Dom Barrett)
14 Game Cut Bowler+/-	+378(Jason Belmonte)
14 Game Leader +/-	+444(Ryan Ciminelli)
300 Games: D.J. Archer	

CHAMPIONSHIP ROUND STATS

High Game: 230 (Chris Barnes)
Low Game: 171 (Stewart Williams)
High Match: 230-212 (Ciminelli/Barnes)
Low Match: 200-171 (Barnes/Williams)
Average Winning Game: 211



Champion

1. Ryan Ciminelli-212		Chris Barnes
2. Chris Barnes-200	Chris Barnes-230	
3. Stuart Williams-203	Stuart Williams-171	
4. Jason Belmonte-194		

PBA Chameleon Championship

Est. 1958

In the first round of the Chameleon Open, Tom Smallwood was the qualifying leader with a score of +328. Tom never had a game under 200 in the first round. He had a 41-pin lead over second place Todd Book, who had a score of +287. Other top names were Bill O'Neill, Dom Barrett, Wes Malott, and Ryan Ciminelli. It took a score of +159 by Patrick Allen to make the semi-finals, while Kris Koeltzow made the last cash spot with a score of +139.

Dom Barrett took the lead while averaging 226 in the round of 24. Tom Smallwood could only shoot 70 over the next 7 games. However, he still hung on by qualifying fourth for the championship round. Ryan Ciminelli averaging nearly 230 a game which vaulted him into third place for the championship round. Brian Kretzer had another great run while averaging 224 for his round. This was good enough for him to qualify in the number two spot for the championship finals.

In the championship round, Ryan Ciminelli owned the show. The first match saw Ciminelli take on Tom Smallwood. Tom got off to a bad start by not putting any strikes together. He even missed a seven pin. However, Ryan started out strong and kept on striking. He would defeat Tom 255-197. The next match was Ryan vs. Brian Kretzer; both players spared in the early part of the game. Ryan was able to string strikes in the middle of the game. Brian was struggling as he could only muster a 179 game. The championship game was between Ciminelli and Dom Barrett. Ryan never trailed in the match. Barrett was trying to stop Ryan from winning a PBA Tour title, except Ryan was hitting the pocket quite nicely. Barrett could never get lined up and throw a string of strikes. It was a cakewalk as Ryan snagged his second career PBA Tour title.

TOURNAMENT STATS

7 Game Cash Bowler +/-	+139 K.Koeltzow, C.Warren, B. Valenta
7 Game Cut Bowler+/-	+159 (Patrick Allen)
7 Game Leader +/-	+328 (Tom Smallwood)
14 Game Cut Bowler+/-	+398 (Tom Smallwood)
14 Game Leader +/-	+446 (Dom Barrett)
300 Games: (4) Alan Mojado, D.J Archer, Johnathan Bower, Dom Barrett	

CHAMPIONSHIP ROUND STATS

High Game: 258 (Ryan Ciminelli)
Low Game: 179 (Brian Kretzer)
High Match: 258-203 (Ciminelli/Barrett)
Low Match: 235-179 (Ciminelli/Kretzer)
Average Winning Game: 249.33



Champion
Ryan Ciminelli

		1.Dom Barrett	- 203
		2.Brian Kretzer	- 179
3.Ryan Ciminelli	- 255	Ryan Ciminelli	- 235
4. Tom Smallwood	- 197		

PBA Scorpion Championship

Est. 1958

Shawn Maldonado led the qualifying round by shooting 302 over in 7 games. He had a high game of 269 and a low game of 178. Other bowlers who did well were Tom Smallwood at 280 over, Norm Duke at 218 over, and Dom Barrett at 209 over. Rounding out the top 10 was Duke Allen at 289 over. It took a score of 156 by Danny Wiseman to make the cut. It also took a score of +148 by Shigeo Saitoh of Japan to get the last cash spot.

In the semi-finals, collegiate superstar Marshall Kent took the lead with a score of +389. Tom Smallwood qualified 2nd with a score of +376. Josh Blanchard and Tommy Jones were the other 2 bowlers who qualified for the championship round. Dom Barrett and PJ Haggerty were the only bowlers to bowl a perfect game.

The Championship Round saw Josh Blanchard have a great reaction on the lanes; He defeated Tommy Jones 234 to 226. In the Semi-Finals, Smallwood and Blanchard tied at 232. It took 4 more balls to decide who would move on to the Championship Round. This was the longest sudden death in PBA history and Smallwood won 10 to 6. In the Championship Round, commissioner exemption Marshall Kent was Tournament Leader. The collegiate superstar started out very strong, he even had a 13 pin lead, but, in the foundation 9th frame, he left a 7-10 split. This gave Smallwood the opening he needed to win his 2nd career PBA title. Tom Smallwood prevailed 221 to 216.

TOURNAMENT STATS	
7 Game Cash Bowler +/-	+148 (Shigeo Saitoh)
7 Game Cut Bowler+/-	+156 (Danny Wiseman)
7 Game Leader +/-	+302 (Shawn Maldonado)
14 Game Cut Bowler+/-	+ 346 (Tommy Jones)
14 Game Leader +/-	+ 389 (Marshall Kent)
300 Games: (2) Dom Barrett, PJ Haggerty	

CHAMPIONSHIP ROUND STATS
High Game: 234 (Josh Blanchard)
Low Game: 216 (Marshall Kent)
High Match: 234-226 (Blanchard/Jones)
Low Match: 221-216 (Smallwood/Kent)
Average Winning Game: 229



50		1.Marshall Kent	-	216	Tom Smallwood
2.Tom Smallwood		-	232	Tom Smallwood	
3.Josh Blanchard		-	234	Josh Blanchard	-
4. Tommy Jones		-	226	49	

WSOB - PBA World Championship

Est. 1958

Dom Barrett led the qualifying by 209 pins over Wes Malott. Jason Belmont was in fourth with a score of +789 through 28 games of qualifying. Tom Smallwood was in the fifth spot with a score of +774. Mika Koivuniemi was trying to become the seventh player to complete the Triple Crown. It took a score of +598 by Tom Larson to make the top 24. Other bowler who cashed were defending champion Parker Bohn III, Walter Ray Williams, Jr., Chris Barnes, and Norm Duke.

In the first round of match play, Pete Weber had only one loss while winning seven games. Sean Rash was undefeated, going 8-0. Rash gained on leader Barrett, trailing by only 48 pins after the first round. E.J. Tackett climbed up to fourth place.

In the second round, Tom Baker threw a perfect game. Weber went 2-6, but was still able to give himself a shot. Dom Barrett still led by 99 pins over Rash. Smallwood was in fifth with one round to go. Koivuniemi still had an outside chance at the Triple Crown in the eighth spot, outside fifth by 79 pins.

The final round of match play saw Belmonte start out with a couple 170 games and he could not fight back to get into the show. Baker just missed the top five by 27 pins. Pete Weber went 5-3, narrowly grabbing the last spot. Barrett held on to the lead by 169 pins. Koivuniemi ended up in ninth place.

In the show, Weber started out very strong, having the front five in both of the matches he won. He was looking to earn his first Player of the Year honor, except Rash stopped him in the semi-finals after Weber won 258-237 and 258-246. Rash defeated Weber 279-249. In the championship match, It was much closer, as the final score was 238-235. This was Barrett's second career PBA title, and his first career major.

TOURNAMENT STATS

28Game Cash Bowler +/-	+423 Manuel Otalora
28 Game Cut Bowler+/-	+598 Thomas Larsen
28 Game Leader +/-	+1055 Dom Barrett
52 Game Cut Bowler+/-	+ 1843 Pete Weber
52 Game Leader +/-	+ 2313 Dom Barrett
300 Games: (1) Tom Baker	

CHAMPIONSHIP ROUND STATS

High Game: 279 (Sean Rash)
 Low Game: 235 (Sean Rash)
 High Match: 279-249 (Rash/Weber)
 Low Match: 238-235 (Barrett/Rash)
 Average Winning Game: 258.25



			1.Dom Barrett	- 238	Dom Barrett
		2.Sean Rash	- 279	Sean Rash	- 235
	3.Mike Fagan	- 246	Pete Weber	- 249	
4.Tom Smallwood	- 237	Pete Weber	- 258		
5. Pete Weber	- 258				

Round One's International Japan Cup

Est 1958

PROFESSIONAL BOWLERS ASSOCIATION

In Squad A, Nathan Urrutia had a perfect game in Game 4 of the qualifying round. Sean Rash qualified second with a score of +367. Ryan Ciminelli qualified third with a score of +338. Jason Belmonte, Chris Loschetter, Osku Palermaa and Ronnie Russell were the top bowlers that were PBA members in the Japan Cup. Other names that did well were: Josh Blanchard, Chris Barnes and Tommy Jones. The cut took a score of +170 for 10 games by Keisuke Aita.

In Squad B, E.J. Tackett led the round with a score of +466 followed by Dan MacLelland with a score of +369. E.J. almost led by 100-pins over MacLelland. Other PBA notables rounding out the top ten were: Anthony LaCaze, Rhino Page, Parker Bohn III and Scott Norton. Some more honorable mentions were: Jason Sterner, Pete Weber, Norm Duke and Amleto Monacelli. It took a score of +167 Manabu Emura to make the cut.

In the round of 64, Anthony LaCaze defeated Ryo Nishimura 3-2. Parker Bohn defeated Aki Nawa 3-0. Mike Fagan defeated Jake Peters. E.J. Tackett defeated Manabu Emura 3-2. Rash defeated Masami Abe 3-1. Malott defeated Shota Kawazoe 3-1. Chris Barnes defeated Shinichiro Tamai. Bill O'Neill defeated Ryan Ciminelli 3-0.

In the round of 32, Anthony LaCaze defeated Subaru Nagano 3-0. Top bowlers that advanced to the round of 16 were: Wes Malott defeated Scott Norton, 3-2. Mike Fagan defeated Eisuke Miyazaki 3-1. Osku Palermaa defeated Kim Young Pil 3-1. Sean Rash defeated Josh Blanchard 3-1. Chris Barnes defeated Bill O'Neill 3-0. Jason Belmonte defeated Fumihiko Yoshida 3-2.

In the quarterfinals, E.J. Tackett defeated Wes Malott 3-0. Tommy Jones defeated Mike Fagan 3-1. Osku Palermaa defeated Isao Yamamoto 3-1.


In the first match, the 2011-12 PBA Player of the Year Sean Rash went up against JPBA member Shinichi Horie. Rash missed the 10 pin in the 6th frame and Horie was able to strike his last five shots to win by 1 pin. The next match, Kazuaki Watanabe defeated Chris Barnes 278-239. EJ Tackett and Tommy Jones were in the other round of eight match. EJ gave Tommy a chance to win by 1 pin. Jones' first roll left a 2-10 split which he was able to turn into a spare. On the last ball he left a 2-8-10 which gave EJ Tackett the match by 2 pins. The last round of 8 match saw Osku Palermaa take on Yuya Katoh who won 258-226. There were 3 of the 4 players from Japan advancing to the Semi-finals. The Semi-finals saw Watanabe take on EJ Tackett and he was able to defeat EJ 249-190. In the other Semi-final Katoh was able to defeat Horie 230-195. The Championship game saw two Japanese bowlers going for their first title. Also, this would be the first time since 1988 that a Japanese player would win the Japan Cup. It was a great match as Katoh defeated Watanabe 243-235 for his first JPBA title.

TOURNAMENT STATS

A Squad 10-Game Cut Bowler +/-	+170 Keisuke Aita
A Squad 10-Game Leader +/-	+412 Nathan Urrutia
B Squad 10-Game Cut Bowler +/-	+167 Manabu Emura
B Squad 10-Game Leader +/-	+466 E.J. Tackett
300 Games: (1) Nathan Urrutia	

Championship Round Stats

Low Game: EJ Tackett 190
High Game: Kazuaki Watanabe 278
Low Match: Watanabe/Tackett 249-190
High Match: Watanabe/Barnes 278-239
Average Winning Game: 245



Round of 8: Tackett defeated Tommy Jones (226-224), Watanabe defeated Chris Barnes (278-239), Yuya Katoh defeated Osku Palermaa (258-226), Shinichi Horie defeated Sean Rash (225-224)

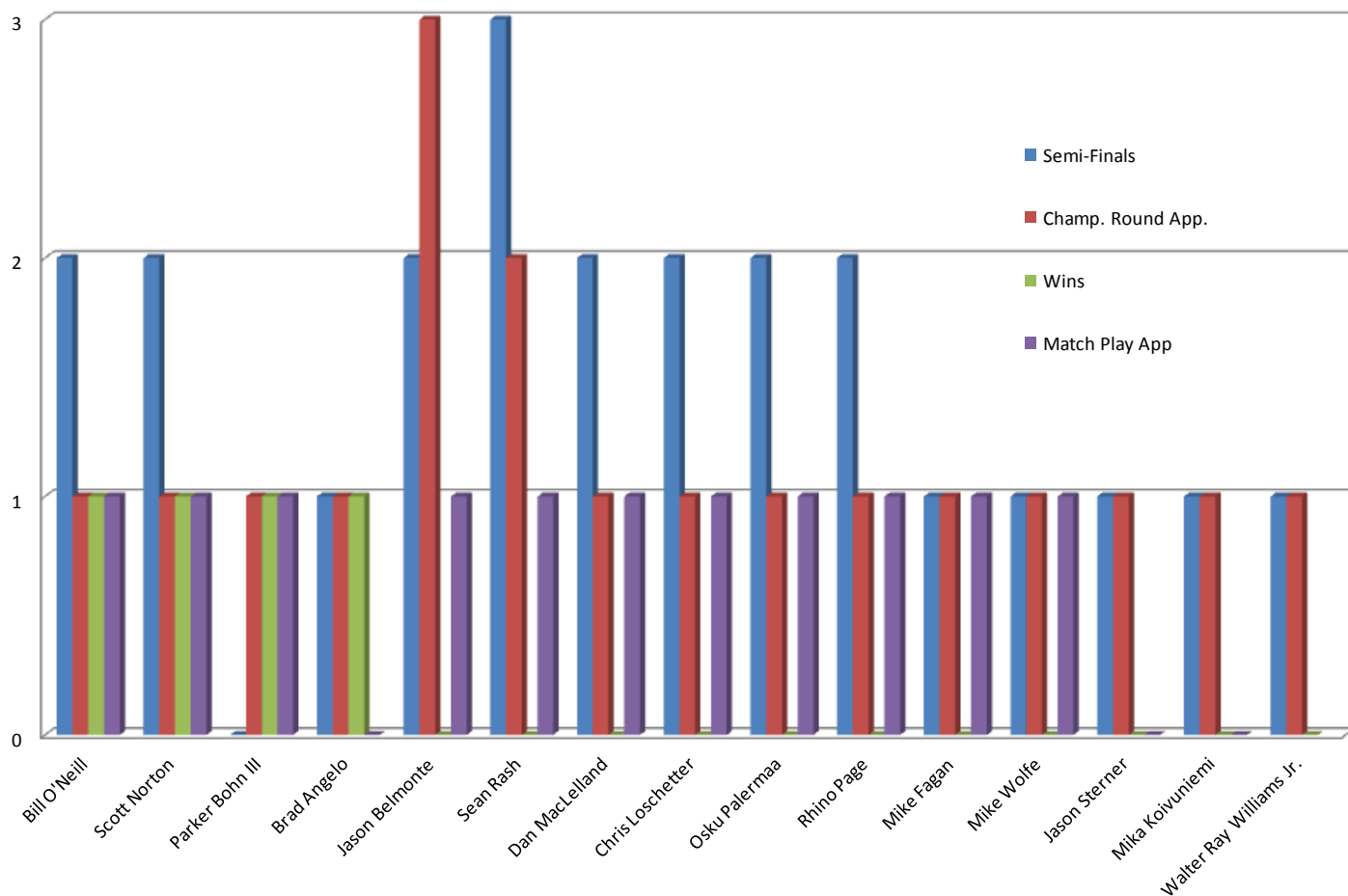
Semi-Final Round: Katoh defeated Shinichi Horie (236-195), Watanabe defeated EJ Tackett (249-190)

Championship Round: Yuya Katoh defeated Kazuaki Watanabe (243-235)

2012-13 World Series of Bowling-Exempt Players Statistics

Bowler	Events	Cash	Cash %	Match Play Chances	Match Play App.	Match Play %	Semi-Finals	Semi %	Champ Round App.	Champ Round App. %	Wins	Wins %	Title%
Bill O'Neill	5	4	80%	1	1	100%	2	40%	1	20%	1	20%	100%
Scott Norton	5	4	80%	1	1	100%	2	40%	1	20%	1	20%	100%
Parker Bohn III	5	3	60%	1	1	100%	0	0%	1	20%	1	20%	100%
Brad Angelo	5	2	40%	1	0	0%	1	20%	1	20%	1	20%	100%
Jason Belmonte	5	5	100%	1	1	100%	2	40%	3	60%	0	0%	0%
Sean Rash	5	5	100%	1	1	100%	3	60%	2	40%	0	0%	0%
Dan MacLelland	5	5	100%	1	1	100%	2	40%	1	20%	0	0%	0%
Chris Loschetter	5	4	80%	1	1	100%	2	40%	1	20%	0	0%	0%
Osku Palermmaa	5	4	80%	1	1	100%	2	40%	1	20%	0	0%	0%
Rhino Page	5	3	60%	1	1	100%	2	40%	1	20%	0	0%	0%
Mike Fagan	5	4	80%	1	1	100%	1	20%	1	20%	0	0%	0%
Mike Wolfe	5	3	60%	1	1	100%	1	20%	1	20%	0	0%	0%
Jason Sterner	5	3	60%	1	0	0%	1	20%	1	20%	0	0%	0%
Mika Koivuniemi	5	3	60%	1	0	0%	1	20%	1	20%	0	0%	0%
Walter Ray Williams Jr.	5	2	40%	1	0	0%	1	20%	1	20%	0	0%	0%
Tommy Jones	5	5	100%	1	1	100%	3	60%	0	0%	0	0%	0%
Wes Malott	5	3	60%	1	1	100%	2	40%	0	0%	0	0%	0%
Stuart Williams	5	4	80%	1	1	100%	1	20%	0	0%	0	0%	0%
Mike Scroggins	5	4	80%	1	1	100%	1	20%	0	0%	0	0%	0%
Bryon Smith	5	4	80%	1	1	100%	1	20%	0	0%	0	0%	0%
Chris Barnes	5	3	60%	1	1	100%	1	20%	0	0%	0	0%	0%
Mike DeVaney	5	3	60%	1	1	100%	1	20%	0	0%	0	0%	0%
Josh Blanchard	5	3	60%	1	0	0%	1	20%	0	0%	0	0%	0%
Norm Duke	5	3	60%	1	0	0%	1	20%	0	0%	0	0%	0%
Pete Weber	5	2	40%	1	1	100%	1	20%	0	0%	0	0%	0%
Ryan Ciminelli	5	2	40%	1	0	0%	1	20%	0	0%	0	0%	0%
Andres Gomez	5	2	40%	1	0	0%	1	20%	0	0%	0	0%	0%
Eugene McCune	5	2	40%	1	0	0%	1	20%	0	0%	0	0%	0%
Ryan Shafer	5	2	40%	1	0	0%	1	20%	0	0%	0	0%	0%
Brett Spangler	5	1	20%	1	0	0%	1	20%	0	0%	0	0%	0%
Tom Hess	5	3	60%	1	0	0%	0	0%	0	0%	0	0%	0%
Chris Warren	5	2	40%	1	0	0%	0	0%	0	0%	0	0%	0%
Kelly Kulick	5	2	40%	1	0	0%	0	0%	0	0%	0	0%	0%
Ronnie Russell	5	2	40%	1	0	0%	0	0%	0	0%	0	0%	0%
Tom Smallwood	5	2	40%	1	0	0%	0	0%	0	0%	0	0%	0%
Dave Wodka	5	2	40%	1	0	0%	0	0%	0	0%	0	0%	0%
Patrick Allen	5	1	20%	1	0	0%	0	0%	0	0%	0	0%	0%
Dino Castillo	5	1	20%	1	0	0%	0	0%	0	0%	0	0%	0%
Jake Peters	5	1	20%	1	0	0%	0	0%	0	0%	0	0%	0%
*The semi-finals for the six-game block that the players bowled for the step-ladder finals at the animal pattern championships													

2012 PBA World Series of Bowling Stats - Exempt Players



2012-2013 World Series of Bowling

Tournament and Championship Round Statistics

Est. 1958

Low Cash Average: 221.12

Bowler: Tom Hess

Tournament: Chameleon Championship

High Cash Average: 237.63

Bowler: Dan MacLelland

Tournament: Cheetah Championship

Tournament Cash Average: 222.84

Low Cut Average: 227.25

Bowler: Bryon Smith

Tournament: Chameleon Championship

High Cut Bowler Average: 242.75

Bowler: Bill O'Neill

Tournament: Cheetah Championship

Low Finals Average: 230.79

Bowler: Tom Daugherty

Tournament: Scorpion Championship

High Finals Average: 248.36

Bowler: Bill O'Neill

Tournament: Cheetah Championship

Low Tournament Leader Average: 235.35

Bowler: Osku Palermaa

Tournament: Scorpion Championship

High Tournament Leader Average: 253.57

Bowler: Mike Wolf

Tournament: Cheetah Championship

Average to Make Finals: 234

High Tournament Leader Average: 238

Average 300's/Tournament: 4.4

Most 300's/Tournament:

Cheetah Championship (11)

Lowest 300's/Tournament:

Chameleon (1)

Average High Game: 255.20

Average Low Game: 173.60

Average Winning Game: 233.20

High Game Score: 278

Bowler: Parker Bohn III

Event: PBA World Championship

Low Game Score: 150

Bowler: Mike Fagan

Event: Viper Championship

High Match: 231/278

Bowlers: Rash vs. Bohn III

Event: PBA World Championship

Low Match: 214/150

Bowlers: Fagan vs. Koivuniemi

Event: Viper Championship

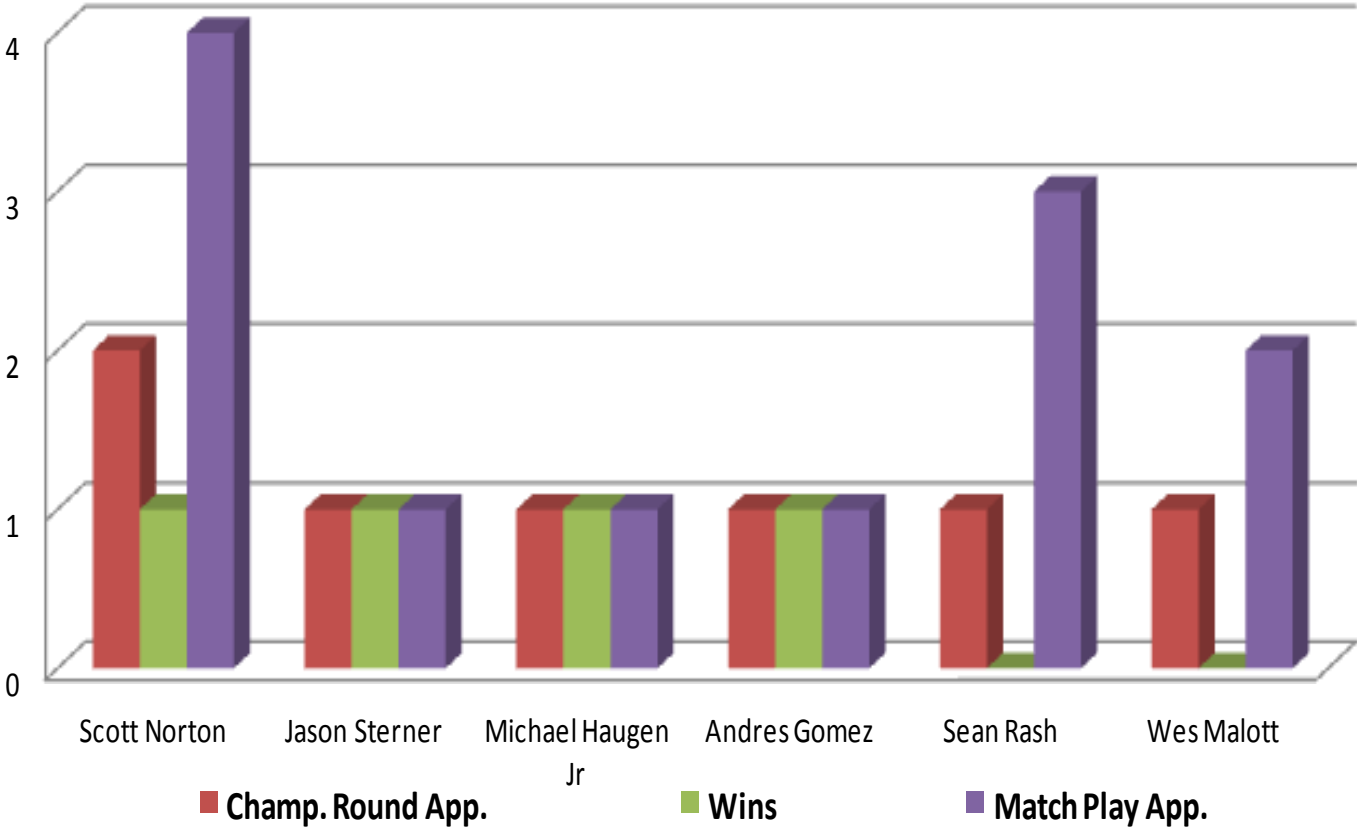
Winter Swing Exempt Player Statistics

Est. 1958

<u>Bowler</u>	Event	Cash	Cash %	Match Play Chances	Match Play App.	Match Play %	Champ. Round App.	Champ. Round App. %	Wins	Wins %	Title%
Scott Norton	4	4	100%	4	4	100%	2	50%	1	25%	50%
Jason Sterner	4	2	50%	2	1	50%	1	25%	1	25%	100%
Michael Haugen Jr	4	2	50%	2	1	50%	1	25%	1	25%	100%
Andres Gomez	4	1	25%	1	1	100%	1	25%	1	25%	100%
Sean Rash	4	3	75%	3	3	100%	1	25%	0	0%	0%
Wes Malott	4	3	75%	3	2	67%	1	25%	0	0%	0%
Mike DeVaney	4	3	75%	3	3	100%	0	0%	0	0%	0%
Dominic Barrett	4	4	100%	4	2	50%	0	0%	0	0%	0%
Brett Spangler	4	3	75%	3	2	67%	0	0%	0	0%	0%
Eugene McCune	4	3	75%	3	2	67%	0	0%	0	0%	0%
Pete Weber	4	3	75%	3	2	67%	0	0%	0	0%	0%
Tom Smallwood	4	3	75%	3	2	67%	0	0%	0	0%	0%
John Szczbinski	4	2	50%	2	2	100%	0	0%	0	0%	0%
Patrick Allen	4	2	50%	2	2	100%	0	0%	0	0%	0%
Bill O'Neill	4	3	75%	3	1	33%	0	0%	0	0%	0%
Chris Loschetter	4	3	75%	3	1	33%	0	0%	0	0%	0%
Mika Koivuniemi	4	3	75%	3	1	33%	0	0%	0	0%	0%
Norm Duke	4	3	75%	3	1	33%	0	0%	0	0%	0%
Ronnie Russell	4	3	75%	3	1	33%	0	0%	0	0%	0%
Ryan Shafer	4	3	75%	3	1	33%	0	0%	0	0%	0%
Stuart Williams	4	3	75%	3	1	33%	0	0%	0	0%	0%
Jason Belmonte	4	2	50%	2	1	50%	0	0%	0	0%	0%
Mike Scroggins	4	2	50%	2	1	50%	0	0%	0	0%	0%
Ryan Ciminelli	4	2	50%	2	1	50%	0	0%	0	0%	0%
Walter Ray Williams Jr.	4	2	50%	2	1	50%	0	0%	0	0%	0%
Rhino Page	4	1	25%	1	1	100%	0	0%	0	0%	0%
Brian Valenta	4	4	100%	4	0	0%	0	0%	0	0%	0%
Josh Blanchard	4	4	100%	4	0	0%	0	0%	0	0%	0%
Brian Kretzer	4	2	50%	2	0	0%	0	0%	0	0%	0%
Osku Palermaa	4	2	50%	2	0	0%	0	0%	0	0%	0%
Anthony LaCaze	4	1	25%	1	0	0%	0	0%	0	0%	0%
Chris Barnes	4	1	25%	1	0	0%	0	0%	0	0%	0%
Dan MacLelland	4	1	25%	1	0	0%	0	0%	0	0%	0%
Dave Wodka	4	1	25%	1	0	0%	0	0%	0	0%	0%
Jack Jurek	4	1	25%	1	0	0%	0	0%	0	0%	0%
Kelly Kulick	4	1	25%	1	0	0%	0	0%	0	0%	0%
Martin Larson	4	1	25%	1	0	0%	0	0%	0	0%	0%
Nathan Bohr	4	1	25%	1	0	0%	0	0%	0	0%	0%
Tommy Jones	4	1	25%	1	0	0%	0	0%	0	0%	0%
Brad Angelo	4	0	0%	0	0	0%	0	0%	0	0%	0%
Bryon Smith	4	0	0%	0	0	0%	0	0%	0	0%	0%
Chris Warren	4	0	0%	0	0	0%	0	0%	0	0%	0%
Dick Allen	4	0	0%	0	0	0%	0	0%	0	0%	0%
Dino Castillo	4	0	0%	0	0	0%	0	0%	0	0%	0%
Jake Peters	4	0	0%	0	0	0%	0	0%	0	0%	0%
Jonathan Bower	4	0	0%	0	0	0%	0	0%	0	0%	0%
Mike Fagan	4	0	0%	0	0	0%	0	0%	0	0%	0%
Mike Wolfe	4	0	0%	0	0	0%	0	0%	0	0%	0%
Mitch Beasley	4	0	0%	0	0	0%	0	0%	0	0%	0%
Parker Bohn III	4	0	0%	0	0	0%	0	0%	0	0%	0%
Steven Black	4	0	0%	0	0	0%	0	0%	0	0%	0%
Tom Hess	4	0	0%	0	0	0%	0	0%	0	0%	0%

Winter Swing Exempt Player Chart

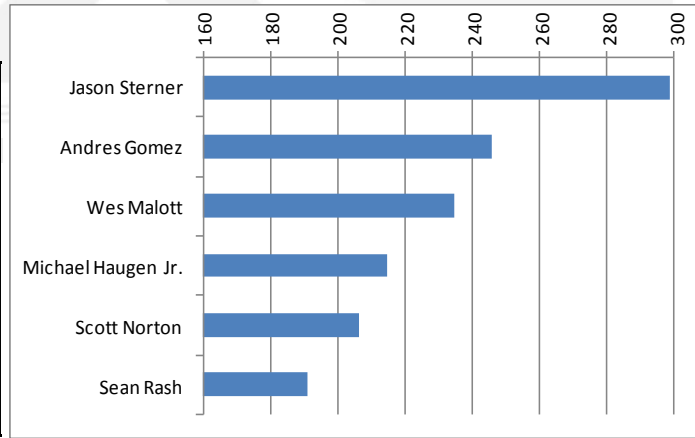
2013 Winter Swing Statistics - Exempt Players



Winter Swing Exempt Players— Championship Round & Tournament Stats

Winter Swing Championship Round Stats

Bowler	Pinfall Average	Total Pinfall	Wins	Losses
Jason Sterner	299	299	1	0
Andres Gomez	246	246	1	0
Wes Malott	235	235	0	1
Michael Haugen Jr.	215	215	1	0
Scott Norton	207	413	1	1
Sean Rash	191	191	0	1



2013 Winter Swing

Low Cash Average: 222.38

High Cash Average: 231

Tournament Cash Average: 224.41

Low Cut Average: 228

High Cut Average: 237

Low Finals Average: 236.12

High Finals Average: 251.41

Low Tournament Leader Average:
241.94

High Tournament Leader Average:
255.94

Average to Make Finals: 252.27

Most 300's/Tournament: Don Carter Classic (8)

Bowler: Craig Nidiffer

Bowler: Jason Belmonte

Bowler: Lee Vanderhoff

Bowler: Brad Miller, Mike Devaney

Bowler: Scott Norton

Bowler: Jason Sterner

Bowler: Michael Haugen Jr.

Bowler: Wes Malott

High Tournament Leader Average: 256.21

Lowest 300's/Tournament: Carmen Salvino Classic (2)

Tournament: Carmen Salvino Classic

Tournament: Don Carter Classic

Tournament: Carmen Salvino Classic

Tournament: Don Carter Classic

Tournament: Mark Roth Classic

Tournament: Don Carter Classic

Tournament: Mark Roth Classic

Tournament: Don Carter Classic

Average 300's/Tournament: 4.75

Geico Summer Swing—Exempt Player Statistics

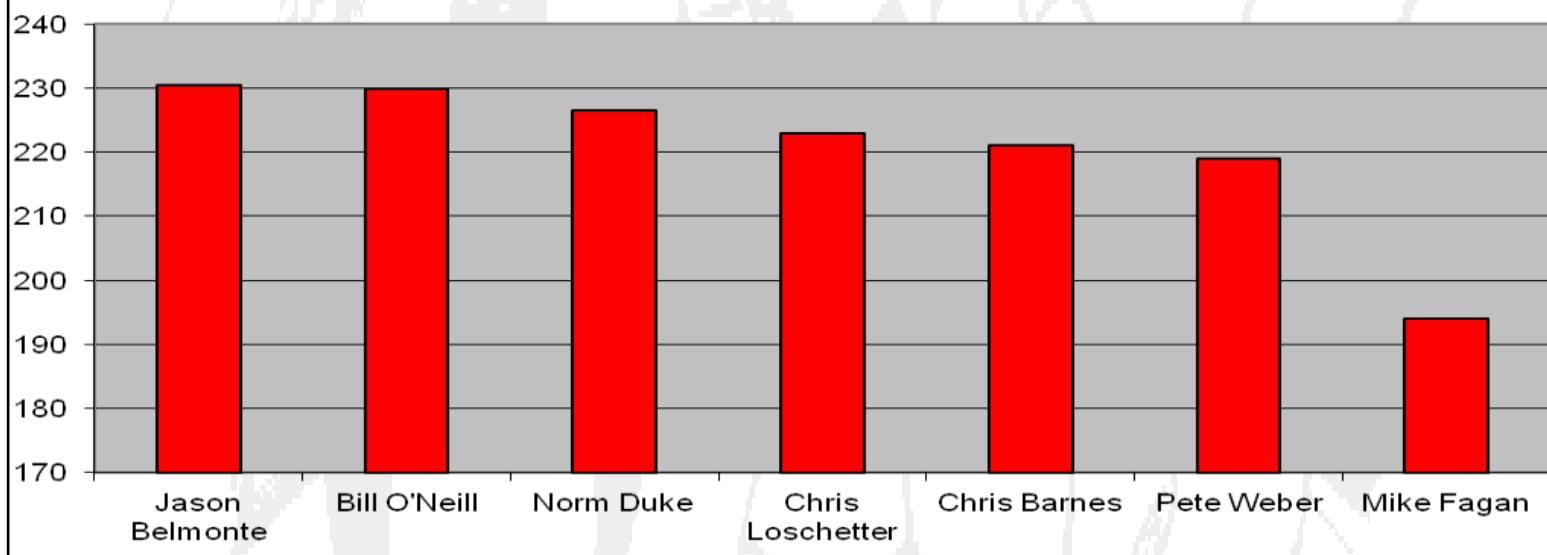
Est. 1958

Bowler	Tournament	Cash	Cash %	MPA	MPA %	Champ. Round App.	Champ. Round App. %	Wins	Wins %	Title%
Chris Barnes	4	4	100%	4	100%	3	75%	1	25%	33%
Chris Loschetter	4	3	75%	3	75%	3	75%	1	25%	33%
Norm Duke	4	3	75%	3	75%	3	75%	1	25%	33%
Jason Belmonte	4	2	50%	2	50%	2	50%	1	25%	50%
Jake Peters	4	2	50%	2	50%	2	50%	1	25%	50%
Pete Weber	4	3	75%	3	75%	2	50%	0	0%	0%
Mike Fagan	4	4	100%	4	100%	1	25%	0	0%	0%
Bill O'Neill	4	3	75%	3	75%	1	25%	0	0%	0%
Dan MacLelland	4	3	75%	3	75%	1	25%	0	0%	0%
Jason Sterner	4	3	75%	3	75%	1	25%	0	0%	0%
Michael Haugen Jr.	4	3	75%	3	75%	1	25%	0	0%	0%
Josh Blanchard	4	2	50%	2	50%	1	25%	0	0%	0%
Tom Hess	2	1	50%	1	50%	1	50%	0	0%	0%
Andres Gomez	4	4	100%	4	100%	0	0%	0	0%	0%
Osku Palermaa	4	3	75%	3	75%	0	0%	0	0%	0%
Tommy Jones	4	3	75%	3	75%	0	0%	0	0%	0%
Ryan Ciminelli	4	3	75%	3	75%	0	0%	0	0%	0%
Ryan Shafer	4	3	75%	3	75%	0	0%	0	0%	0%
Dino Castillo	4	3	75%	3	75%	0	0%	0	0%	0%
Nathan Bohr	4	3	75%	3	75%	0	0%	0	0%	0%
Anthony LaCaze	4	3	75%	3	75%	0	0%	0	0%	0%
Eugene McCune	4	3	75%	2	50%	0	0%	0	0%	0%
Patrick Allen	4	2	50%	2	50%	0	0%	0	0%	0%
Brian Valenta	4	2	50%	2	50%	0	0%	0	0%	0%
Sean Rash	4	2	50%	1	25%	0	0%	0	0%	0%
Mika Koivuniemi	4	2	50%	1	25%	0	0%	0	0%	0%
Mike Wolfe	4	1	25%	1	25%	0	0%	0	0%	0%
Ronnie Russell	4	1	25%	1	25%	0	0%	0	0%	0%
Tom Smallwood	4	1	25%	1	25%	0	0%	0	0%	0%
Dave Wodka	4	1	25%	1	25%	0	0%	0	0%	0%
Dom Barrett	4	1	25%	1	25%	0	0%	0	0%	0%
Brian Kretzer	4	1	25%	1	25%	0	0%	0	0%	0%
John Szczerbinski	4	1	25%	1	25%	0	0%	0	0%	0%
Scott Norton	4	0	0%	0	0%	0	0%	0	0%	0%
Parker Bohn III	4	0	0%	0	0%	0	0%	0	0%	0%
Walter Ray Williams Jr.	4	0	0%	0	0%	0	0%	0	0%	0%

Geico Summer Swing—Exempt Player Championship Round and Tournament Statistics

Bowler	Appearances	Wins	Losses	Games	Pinfall	Average
Jason Belmonte	2	1	1	2	461	230.50
Bill O'Neill	1	3	1	4	920	230.00
Norm Duke	3	6	2	8	1813	226.63
Chris Loschetter	3	1	2	3	669	223.00
Chris Barnes	3	2	2	4	884	221.00
Pete Weber	2	0	2	2	438	219.00
Mike Fagan	1	0	1	1	194	194.00

Championship Round Average



2013 Summer Swing

Low Cash Average: 206.8

High Cash Average: 223.8

Tournament Cash Average: 215.8

Low Cut Average: 207.5

High Cut Average: 224.4

Low Finals Average: 211.96

High Finals Average: 238.31

Low Tournament Leader Average:
215.65

High Tournament Leader Average:
244.69

Average to Make Finals: 233.9

Most 300's/Tournament: Badger Open (6)

Bowler: Eugene McCune

Bowler: Brett Cunningham

Bowler: Andrew Graff

Bowler: Kenneth Kempf

Bowler: Tom Hess

Bowler: Bill O'Neill

Bowler: Jason Belmonte

Bowler: Chris Loschetter

High Tournament Leader Average: 240.9

Lowest 300's/Tournament: Bear Open (1)

Tournament: Bear Open

Tournament: Wolf Open

Tournament: Bear Open

Tournament: Wolf Open

Tournament: Bear Open

Tournament: Wolf Open

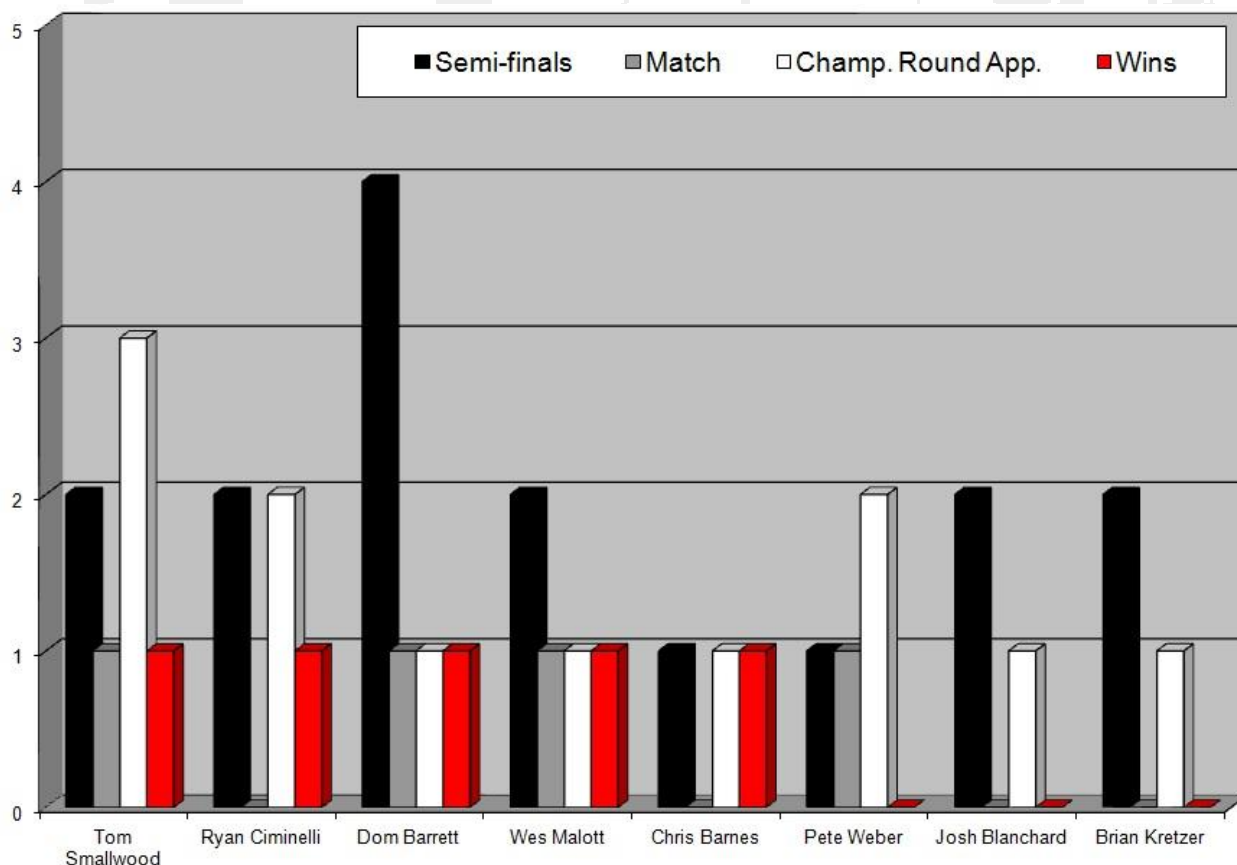
Tournament: Bear Open

Tournament: Wolf Open

Average 300's/Tournament: 3

Fifth WSOB Exempt Players '12-13 Statistics

Bowler	Tournament	Cash	Cash %	Match	Match %	Semi-finals	Semi-finals %	Cham p. Round App.	Cham p. Round App.	Wins	Wins %	Title%
Tom Smallwood	5	3	60%	1	20%	2	40%	3	60%	1	20%	33%
Ryan Ciminelli	5	3	60%	0	0%	2	40%	2	40%	1	20%	50%
Dom Barrett	5	5	100%	1	20%	4	80%	1	20%	1	20%	100%
Wes Malott	5	3	60%	1	20%	2	40%	1	20%	1	20%	100%
Chris Barnes	5	2	40%	0	0%	1	20%	1	20%	1	20%	100%
Pete Weber	5	2	40%	1	20%	1	20%	2	40%	0	0%	0%
Josh Blanchard	5	3	60%	0	0%	2	40%	1	20%	0	0%	0%
Brian Kretzer	5	2	40%	0	0%	2	40%	1	20%	0	0%	0%
Jason Belmonte	5	4	80%	1	20%	1	20%	1	20%	0	0%	0%
Mike Fagan	5	3	60%	1	20%	1	20%	1	20%	0	0%	0%
Sean Rash	5	3	60%	1	20%	1	20%	1	20%	0	0%	0%
Tommy Jones	5	3	60%	0	0%	1	20%	1	20%	0	0%	0%
Parker Bohn III	5	2	40%	0	0%	1	20%	1	20%	0	0%	0%
Stuart Williams	5	2	40%	0	0%	1	20%	1	20%	0	0%	0%



5th WSOB Tournament & Championship Round Statistics

5th WSOB Tournament Stats

Low Cash Average: 215.1

Bowler: Mauel Otalora

Tournament: Scorpion

High Cash Average: 236.6

Bowler: Michael Machuga

Tournament: Cheetah

Tournament Cash Average: 217.0

Low Cut Average: 218.6

Bowler: Greg Ostrander

Tournament: Scorpion

High Cut Average: 239.1

Bowler: Eugene McCune, Travis Anderson

Tournament: Cheetah

Low Finals Average: 224.6

Bowler: Tommy Jones

Tournament: Scorpion

High Finals Average: 246.1

Bowler: Clara Guerrero

Tournament: Cheetah

Low Tournament Leader Average: 227.8

Bowler: Marshall Kent

Tournament: Scorpion

High Tournament Leader Average: 250.2

Bowler: Parker Bohn III

Tournament: Cheetah

Average to Make Finals: 225.4

High Tourney Leader Average: 235.9

Average 300's/Tournament: 3.4

Most 300's/Bowler: Parker Bohn III, Dom Barrett, & D.J. Archer (2)

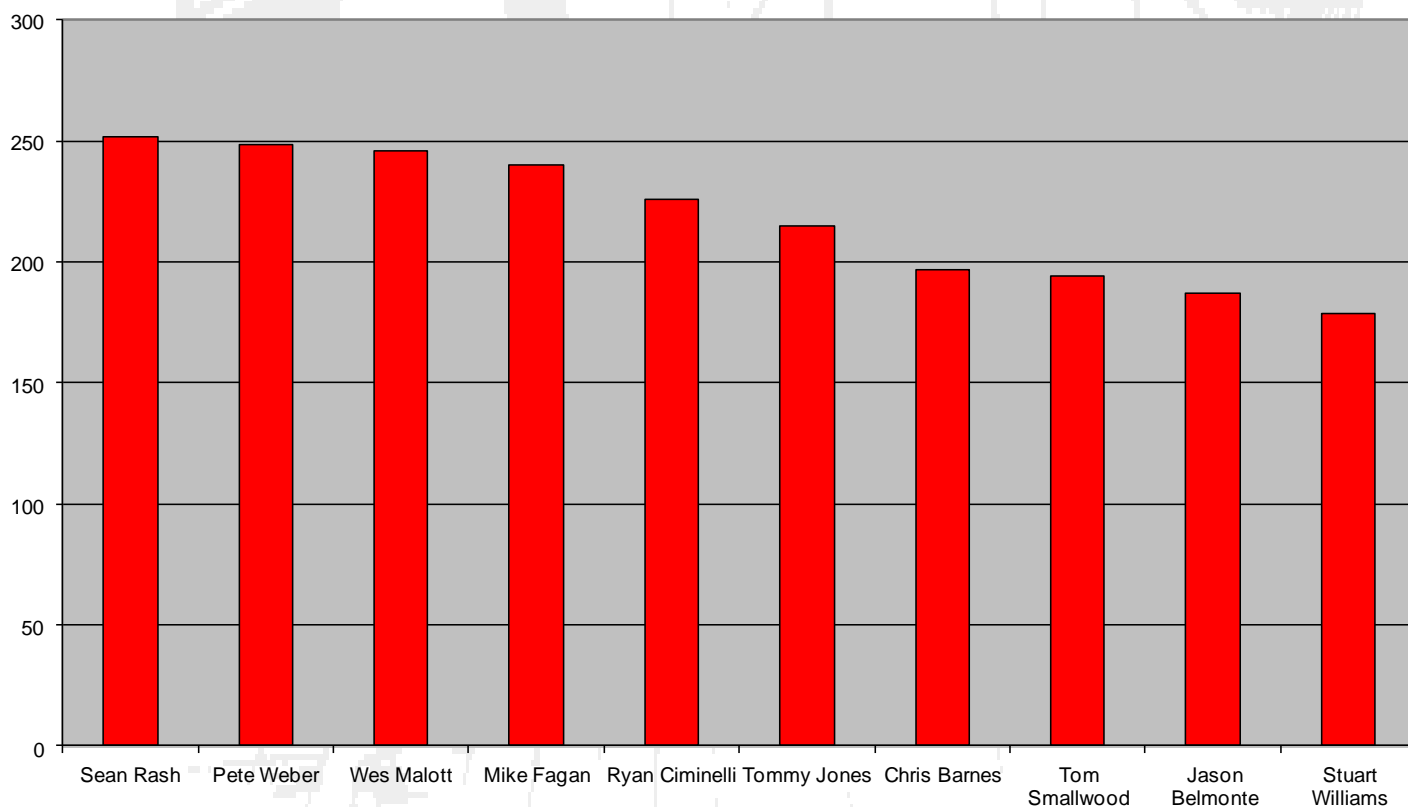
5th WSOB Championship Round Stats

Overall High Game:	Wes Malott	288
Overall Low Game:	Parker Bohn III	169
Overall High Match:	Wes Malott v. Pete Weber	288-242
Overall Low Match:	Chris Barnes v. Stuart Williams	200-171
Average Winning Game:	240.38	

Fifth WSOB Exempt Players Championship Rounds

Bowler	Appearances	Wins	Losses	Games	Pinfall	Average
Sean Rash	1	1	1	2	514	257.00
Pete Weber	2	2	2	4	1007	251.75
Wes Malott	1	3	0	3	745	248.33
Mike Fagan	1	0	1	1	246	246.00
Ryan Ciminelli	2	3	1	4	960	240.00
Tommy Jones	1	0	1	1	226	226.00
Chris Barnes	1	2	0	2	430	215.00
Tom Smallwood	3	2	2	4	787	196.75
Jason Belmonte	1	0	1	1	194	194.00
Stuart Williams	1	1	1	2	374	187.00
Brian Kretzer	1	0	1	1	179	179.00
Parker Bohn III	1	0	1	1	169	169.00

Championship Round Average



Complete Exempt Tour Stats—2012-2013 Season

1958

Bowler	Tourna- ments	Cash	Cash %	Match	Match %	Champ. Round App.	Champ. Round App. %	Wins	Wins %	Title%
Jason Belmonte	23	18	78%	13	57%	8	35%	2	9%	25%
Wes Malott	19	14	74%	9	47%	4	21%	2	11%	50%
Chris Barnes	23	15	65%	8	35%	4	17%	2	9%	50%
Scott Norton	22	14	64%	9	41%	3	14%	2	9%	67%
Pete Weber	23	15	65%	13	57%	6	26%	1	4%	17%
Chris Loschetter	23	13	57%	9	39%	4	17%	1	4%	25%
Parker Bohn III	23	9	39%	5	22%	4	17%	1	4%	25%
Jason Sterner	22	13	59%	7	32%	3	14%	1	5%	33%
Tom Smallwood	21	11	52%	7	33%	3	14%	1	5%	33%
Bill O'Neill	23	18	78%	10	43%	2	9%	1	4%	50%
Ryan Ciminelli	23	15	65%	10	43%	2	9%	1	4%	50%
Dom Barrett	22	18	82%	8	36%	2	9%	1	5%	50%
Michael Haugen Jr.	21	8	38%	6	29%	2	10%	1	5%	50%
Andres Gomez	21	9	43%	7	33%	1	5%	1	5%	100%
Jake Peters	21	6	29%	4	19%	1	5%	1	5%	100%
Brad Angelo	5	2	40%	1	20%	1	20%	1	20%	100%
Ronnie Russell	22	15	68%	7	32%	0	0%	0	0%	0%
Sean Rash	23	18	78%	12	52%	7	30%	0	0%	0%
Osku Palermaa	23	16	70%	10	43%	4	17%	0	0%	0%
Mike Fagan	23	16	70%	11	48%	3	13%	0	0%	0%
Tommy Jones	23	16	70%	9	39%	3	13%	0	0%	0%
Mika Koivuniemi	23	16	70%	7	30%	3	13%	0	0%	0%
Norm Duke	23	17	74%	8	2%	2	9%	0	0%	0%
Dan MacLelland	21	14	67%	6	29%	2	10%	0	0%	0%
Stuart Williams	18	12	67%	6	33%	2	11%	0	0%	0%
Josh Blanchard	21	11	52%	5	24%	2	10%	0	0%	0%
Walter Ray Williams Jr.	23	10	43%	6	26%	1	4%	0	0%	0%
Rhino Page	13	8	62%	6	46%	1	8%	0	0%	0%
Mike Wolfe	21	5	24%	4	19%	1	5%	0	0%	0%
Brian Kretzer	21	8	38%	3	14%	1	5%	0	0%	0%
Tom Hess	20	7	35%	1	5%	1	5%	0	0%	0%

PBA Tour 12-13 Statistics with money

Est. 1958

Pos.	Bowlers	City, State	Trns.	Wns	Gms	Pinfall	Avg.	Points	Cashes	MP	CRA	Nat.	Money	Career Money
1	Jason Belmonte	Australia	23	2	422	96559	228.81	238903.00	18	13	8	180,565.00	501,110.00	
2	Wes Malott	Pflugerville, Texas	19	2	350	79832	228.09	200741.00	14	9	4	142,907.00	1,080,977.00	
3	Sean Rash	Montgomery, Ill.	23	3	427	97082	227.36	194378.30	18	12	7	127,762.00	794,882.00	
4	Mika Koivuniemi	Hartland, Mich.	23	3	353	78266	221.72	128686.30	16	7	3	118,197.00	1,687,114.00	
5	Pete Weber	St. Ann, Mo.	23	1	427	96758	226.60	183327.70	15	13	6	117,733.00	3,708,042.00	
6	Dom Barrett	England	22	1	347	77278	222.70	150189.50	18	8	2	92,302.00	134,037.00	
7	Parker Bohn III	Jackson, N.J.	23	1	283	63214	223.37	125327.00	9	5	4	89,540.00	2,912,950.00	
8	Scott Norton	Mission Viejo, Calif.	22	2	330	73842	223.76	130431.70	14	9	3	79,831.00	161,726.00	
9	Bill O'Neill	Langhorne, Pa.	23	2	395	88476	223.99	125153.50	18	10	2	67,711.00	656,232.00	
10	Chris Barnes	Double Oak, Texas	23	3	345	76934	223.00	115376.20	15	8	4	67,239.00	2,101,131.00	
11	Osku Palermaa	Finland	23	0	387	85909	221.99	99095.50	16	10	4	66,778.00	216,688.00	
12	Tommy Jones	Simpsonville, S.C.	23	2	397	87882	221.37	125898.00	16	9	3	57,306.00	1,355,263.00	
13	Tom Smallwood	Saginaw, Mich.	21	1	285	62729	220.10	101418.30	11	7	3	54,540.00	356,930.00	
14	Ryan Ciminelli	Cheektowaga, N.Y.	23	1	365	79709	218.38	102692.00	15	10	2	53,541.00	304,997.00	
15	Stuart Williams	England	18	0	286	63601	222.38	114995.80	12	6	2	51,340.00	142,945.00	
16	Mike Fagan	Ft. Worth, Texas	23	0	405	88503	218.53	131153.50	16	11	3	49,002.00	706,480.00	
17	Chris Loschetter	Avon, Ohio	23	1	326	72377	222.02	125740.00	13	9	4	44,096.00	567,213.00	
18	Tom Daugherty	Wesley Chapel, Fla.	21	1	244	53679	220.00	95132.84	12	4	1	42,685.00	297,545.00	
19	E.J. Tackett	Huntington, Ind.	16	0	276	60767	220.17	90113.00	10	5	2	42,372.00	56,551.00	
20	Jason Sterner	Covington, Ga.	22	1	300	66518	221.73	101479.20	13	7	3	42,358.00	235,033.00	
21	Norm Duke	Clermont, Fla.	23	0	357	79031	221.38	102524.70	17	8	2	40,727.00	3,093,235.00	
22	Michael Haugen Jr.	Phoenix	21	1	300	66060	220.20	76166.00	8	6	2	34,893.00	765,263.00	
23	Andres Gomez	Colombia	21	1	314	68095	216.86	67473.00	9	7	1	33,170.00	210,290.00	
24	Rhino Page	Dade City, Fla.	13	0	225	51127	227.23	70586.50	8	6	1	33,162.00	477,138.00	
25	Ronnie Russell	Marion, Ind.	22	1	328	71887	219.17	100224.50	15	7	0	32,601.00	365,233.00	
26	Dan MacLelland	Canada	21	0	298	65526	219.89	106274.70	14	6	2	32,043.00	153,386.00	
27	Eugene McCune	Munster, Ind.	21	0	292	64433	220.66	96989.00	13	5	0	29,805.00	947,685.00	
28	Josh Blanchard	Gilbert, Ariz.	21	0	228	51265	224.84	79865.50	11	5	2	28,671.00	70,401.00	
29	Walter Ray Williams Jr.	Ocala, Fla.	23	0	274	60600	221.17	81474.66	10	6	1	28,530.00	4,489,182.00	
30	D.J. Archer	Friendswood, Texas	15	0	161	36112	224.30	76595.50	11	3	1	28,115.00	245,164.00	
31	Michael Machuga	Erie, Pa.	21	0	301	65594	217.92	94601.50	12	5	0	27,785.00	607,491.00	
32	Patrick Allen	Sewell, N.J.	21	0	317	68999	217.66	83502.50	10	7	0	24,650.00	1,441,816.00	
33	Mike DeVaney	Winchester, Calif.	14	0	207	45913	221.80	53122.50	7	5	0	23,150.00	754,425.00	
34	Brad Angelo	Lockport, N.Y.	5	1	39	8790	225.38	22257.00	2	1	1	21,650.00	684,940.00	
35	Ryan Shafer	Horseheads, N.Y.	22	0	324	69414	214.24	76798.16	13	6	0	21,485.00	1,703,420.00	
36	Brian Kretzer	Dayton, Ohio	21	0	234	49941	213.42	74036.50	8	3	1	20,750.00	635,218.00	
37	Mike Wolfe	New Albany, Ind.	21	0	256	54875	214.36	52907.00	5	4	1	19,630.00	582,641.00	
38	Mike Scroggins	Amarillo, Texas	16	0	167	37152	222.47	59783.17	10	3	0	19,553.00	1,450,522.00	
39	Dick Allen	Columbia, S.C.	21	0	262	56839	216.94	72003.66	7	3	0	18,875.00	583,158.00	
40	Bryon Smith	Roseburg, Ore.	15	0	191	42137	220.61	58372.00	9	2	0	18,560.00	556,912.00	
41	Jake Peters	Decatur, Ill.	21	1	260	55948	215.18	59808.00	6	4	1	17,073.00	33,693.00	
42	John Szczerbinski	North Tonawanda, N.Y.	20	0	214	46316	216.43	64883.50	10	4	0	16,070.00	49,478.00	
43	Amleto Monacelli	Venezuela	19	0	230	50239	218.43	47832.67	7	5	0	15,375.00	2,236,029.00	
44	Dave Wodka	Henderson, Nev.	20	0	248	53381	215.25	51760.50	9	3	0	15,185.00	470,313.00	
45	Tom Baker	King, N.C.	10	0	115	25115	218.39	48798.50	5	2	0	15,170.00	2,025,349.00	
46	Craig Nidiffer	Trenton, Mich.	20	0	204	44160	216.47	61291.00	8	1	0	15,160.00	20,030.00	
47	Patrick Girard	Canada	19	0	229	49189	214.80	62735.50	10	4	0	14,380.00	123,000.00	
48	Anthony LaCaze	Melrose Park, Ill.	22	0	307	66018	215.04	44068.50	7	5	0	14,348.00	112,866.00	
49	Nathan Bohr	Wichita, Kan.	20	0	251	54470	217.01	63794.17	9	4	0	14,235.00	341,684.00	

PBA Tour '12-'13 Tournament Stats

Low Cash Average: 200.083

Bowler: Paul Bober

Tournament: U.S. Open

High Cash Average: 237.625

Bowler: Dan MacLelland

Tournament: Alka Seltzer Plus
Cold Cheetah Open

Tournament Cash Average: 210.96

Low Cut Average: 207.5

Bowler: Andrew Graff

Tournament: Bear Open

High Cut Average: 242.75

Bowler: Bill O'Neill

Tournament: Alka Seltzer Plus
Cold Cheetah Open

Tournament Cut Average: 226.24

Most 300's / tournament: Alka Seltzer Plus
Cold Cheetah Open —11

Lowest # of 300's: U.S. Open, 2013 Japan
cup, Chameleon Championship, Bear
Open, Viper Championship, and PBA world
championship—1

Average # 300's per tournament:
3.826

Most 300's/Bowler: Parker Bohn III—4

Total 300's: 88

PBA Tour '12-'13 Championship Round Stats

Overall High Game: 299-Jason Sterner

Overall Low Game: 150-Mike Fagan

Overall High Match: 299-235 / Stern-Malot

Overall Low Match: 214-150 / Mika-Fagan

Average Winning Game: 230.35

Top Exempt Player Career Stats

Est. 1958

Bowler	Events	Cashes	Cash %	MPA	MP %	TV Appearances	CRA%	Titles	CRA Title %	Win %	Majors	Majors %
Walter Ray Williams Jr.	773	611	79.0%	442	57.2%	182	23.5%	47	25.8%	6.1%	8	1.0%
Pete Weber	748	556	74.3%	401	53.6%	140	18.7%	37	26.4%	4.9%	10	1.3%
Norm Duke	646	513	79.4%	340	52.6%	117	18.1%	37	31.6%	5.7%	7	1.1%
Parker Bohn III	688	477	69.3%	325	47.2%	116	16.9%	33	28.4%	4.8%	2	0.3%
Chris Barnes	311	269	86.5%	212	68.2%	81	26.0%	14	17.3%	4.5%	3	1.0%
Patrick Allen	255	197	77.3%	140	54.9%	38	14.9%	13	34.2%	5.1%	2	0.8%
Mika Koivuniemi	359	222	61.8%	156	43.5%	42	11.7%	12	28.6%	3.3%	3	0.8%
Tommy Jones	242	210	86.8%	155	64.0%	32	13.2%	12	37.5%	5.0%	2	0.8%
Wes Malott	185	168	90.8%	123	66.5%	40	21.6%	9	22.5%	4.9%	1	0.5%
Sean Rash	146	128	87.7%	82	56.2%	26	17.8%	7	26.9%	4.8%	3	2.1%
Ryan Shafer	571	383	67.1%	251	44.0%	55	9.6%	4	7.3%	0.7%	0	0.0%
Bill O'Neil	134	123	91.8%	87	64.9%	21	15.7%	4	19.0%	3.0%	1	0.7%
Mike Fagan	200	177	88.5%	107	53.5%	21	10.5%	3	14.3%	1.5%	1	0.5%
Jason Belmonte	60	51	85.0%	38	63.3%	15	25.0%	3	20.0%	5.0%	1	1.7%
Scott Norton	48	25	52.1%	13	27.1%	4	8.3%	3	75.0%	6.3%	0	0.0%
Osku Palermaa	34	26	76.5%	15	44.1%	6	17.6%	1	16.7%	2.9%	1	2.9%

PBA50 Scoring Records

MOST CAREER TITLES

14, John Handegard

MOST TITLES IN A YEAR

4, Pete Coutu, (1998)

Dale Eagle (1999)

Bob Glass (2001)

Tom Baker (2006)

Ron Mohr (2011)

OLDEST TO WIN TITLE

66 years, 358 days; James Brenner (Klamath Falls, OR, 2006)

OLDEST PARTICIPANT

87, Darrell Ducat (The Villages Fla., 4/21/13)

CAREER SENIOR TOUR EARNINGS

\$518,000 Dave Soutar

SINGLE-SEASON EARNINGS

\$145,275, Roger Workman (2000)

MOST CHAMPIONSHIP ROUND APPEARANCES, SINGLE SEASON

10, Bob Glass (2001)

MOST MATCH PLAY APPEARANCES, SINGLE SEASON

15, Pete Coutu (1997)

MOST CASHES, SINGLE SEASON

16 of 16 tournaments, Gene Stus (1997);

14-14, Gene Stus (1993), Pete Coutu (1999), Gary Hiday (1999), Dale Eagle (2001), Rohn Morton (2001), Dave Soutar (2001), Ron Winger (2001), John Hricsina (2001);

13-13, Gary Dickinson, (1994), John Hricsina (1995), Bob Glass (2001); Dale Eagle (2007); David Ozio (2007)

12-12, Gary Dickinson (1998), Dale Eagle (1998), Teata Semiz (1998), Roger Workman (2001); Tom Baker (2007)

PBA50 Scoring Records

Est. 1958

TOTAL PINFALL

6-GAME BLOCK

1,557, Johnny Petraglia (The Villages, FL, 2009)

8-GAME BLOCK

2,160, Ron Mohr (Columbus, OH, 2010)

9-GAME BLOCK

2,371, Dick Baker (Boise, ID, 1999)

12-GAME BLOCK

3,031, Johnny Petraglia (The Villages, FL, 2009)

16-GAME BLOCK

4,243, Ron Mohr (Columbus, OH, 2010)

18-GAME BLOCK

4,598, Dick Baker (Boise, ID, 1999)

27-GAME BLOCK

6,282, Johnny Petraglia (Las Vegas, NV, 2008)

36-GAME BLOCK

8,969, Johnny Petraglia (The Villages, FL, 2009)

36-GAME BLOCK (including bonus pins)

9,395, Johnny Petraglia (The Villages, FL, 2009)

42-GAME BLOCK

10,457, Dick Baker (Boise, ID, 1999)

42-GAME BLOCK (including bonus pins)

10,921, John Handegard (Lady Lake, FL, 1991)

51-GAME BLOCK

12,030, Walter Ray Williams Jr. (Senior U.S. Open, Las Vegas, NV, 2012)

51-GAME BLOCK (including bonus pins)

12,510, Walter Ray Williams Jr. (Senior U.S. Open, Las Vegas, NV, 2012)

ROUND ROBIN MATCH PLAY

HIGH SCORE FOR 24th QUALIFIER (18-game)

4,105, Gene Stus (Jackson, MI, 1994)

LOW SCORE FOR 24th QUALIFIER (18-game)

3,608, David Kail (Escondido, CA, 1991)

BEST MATCH GAME RECORD (18-game format)

16-2, Gene Stus (St. Charles, MO, 1991)

BEST MATCH GAME RECORD (24-game format)

21-3, Barry Gurney (Naples, FL, 1996)

HIGHEST FIRST PLACE MARGIN (after match play)

623 pins, John Handegard (42 games, Wilkes-Barre, PA, 1994)

SINGLE ELIMINATION MATCH PLAY

LOWEST SEED TO WIN TITLE (Elimination Format)

#25, Wayne Webb (Jackson, MI, 2010)

HIGH SCORE FOR 32nd QUALIFIER (16-game)

3,717 Larry Graybeal and Tom Baker (Columbus, Ohio 2010)

LOW SCORE FOR 32nd QUALIFIER (16-game)

3,168, Harv Pallas (Decatur, IL, 2010)

PBA50 Scoring Records

Est. 1958

CHAMPIONSHIP ROUND RECORDS

HIGHEST FOUR GAME TOTAL, TV

1,044 (269, 279, 242, 254) Teata Semiz (Lady Lake, FL, 1991)

HIGHEST FOUR-GAME TOTAL, NON-TELEVISED CHAMPIONSHIP ROUND

1,092 (279, 279, 276, 258), Dale Eagle, (Brentwood, CA, 1999)

HIGHEST SCORING MATCH, TV

543, John Hricsina vs. Mike Durbin, 276-267 (Burlington, VT, 1998)

LOWEST SCORE, TV

136, Donald Breihan (Las Vegas, NV, 2000)

HIGHEST LOSING GAME, TV

267, Mike Durbin (Burlington, VT, 1998)

BIGGEST MARGIN OF VICTORY, TV

112, Gene Stus def. Don Gilman, 300-188 (Lakewood, CA, 1992)

300 GAMES CHAMPIONSHIP ROUND, TV

Ron Winger def. Jimmy Certain, 300-215 (Wilkes-Barre, PA, 1993)

Gene Stus def. Don Gilman, 300-188 (Lakewood, CA, 1992)

300 GAMES CHAMPIONSHIP ROUND, NON-TELEVISED

Hugh Miller def. Dale Eagle 300-268 (Klamath Falls, Ore., 2008)

Vince Range def. Mike Pullin, 300-198 (Las Vegas, NV, 1999)

John Hricsina def. Avery LeBlanc, 300-213 (Reno, NV, 1996)

Larry Laub def. Joe Fitzsimmons, 300-215 (Jackson, MI, 1994)

John Handegard def. Mike Kench, 300-187 (West Palm Beach, FL, 1992)

MOST TOURNAMENTS BOWLED

259, Dave Soutar

CONSECUTIVE DECADES WITH AT LEAST ONE PBA TITLE

(PBA Tour, Senior and/or Regional)

6 Johnny Petraglia

Dick Weber (includes one regional title)

5 Dave Soutar

Wayne Webb

Henry Gonzalez

George Pappas

Dale Eagle

PBA50 Scoring Records

Est. 1958

SCORING RECORDS

HIGH AVERAGE, SINGLE SEASON

233.4 Walter Ray Williams Jr. (2012)

HIGHEST 3-GAME SERIES

900 Joe Scarborough (The Villages, Fla., 2013)

CONSECUTIVE 200 GAMES

55, John Hricsina (Jackson, TN, 1997)

CONSECUTIVE 300 GAMES

2, Norb Wetzel (Albany, NY, 1998)

Rohn Morton (Tucson, AZ, 2005)

MOST 300s IN TOURNAMENT (aggregate)

20 (The Villages, Fla., 2013)

19 (Columbus, OH, 2010)

MOST 300s IN TOURNAMENT (individual)

3 Ron Mohr (Columbus, OH, 2010)

Bob Kelly (Mooresville, NC, 2010)

Joe Scarborough (The Villages, Fla., 2013)

Walter Ray Williams Jr. (The Villages, Fla., 2013)

MOST 300s IN ONE YEAR (aggregate)

56 (1999 and 2009)

MOST 300s IN ONE YEAR (individual)

4, John Hricsina (1991)

Gene Stus (1994)

Bob Kelly (2010)

Mike Dias (2012)

HIGHEST SCORING MATCH

598, Rich Holden tied Denny Torgerson, 299-299 (Jackson, MI, 1994)

All-Time PBA50/Senior Tour Titlists

Est. 1958

14 TITLES

John Handegard

12 TITLES

Gary Dickinson

Dale Eagle

11 TITLES

Gene Stus

10 Titles

Tom Baker

9 TITLES

Pete Couture

Bob Glass

8 TITLES

Teata Semiz

Johnny Petraglia

Ron Mohr

7 TITLES

Earl Anthony

John Hricsina

Dave Soutar

Walter Ray Williams Jr.,

6 TITLES

Steve Neff

Dick Weber

5 TITLES

Dave Davis

Tommy Evans

Larry Laub

Ron Winger

Wayne Webb

4 TITLES

Bob Chamberlain

Barry Gurney

3 TITLES

Hobo Boothe

Jim Brenner

Hugh Miller

Vince Mazzanti Jr.

Mickey Spiezio

Harry Sullins

Don Sylvia

Dale Traber

Roger Workman

Mark Williams

Les Zikes

2 TITLES

Richard Beattie

John Bennett

Lennie Boresch Jr.

Jimmy Certain

Darrell Curtis

Steve Ferraro

Robert Gibbs

Henry Gonzalez

Robert Harvey

Don Helling

Roger Kossert

Bob Learn Jr.

Gary Mage

Amleto Monacelli

David Ozio

Ross Packard

George Pappas

Mark Roth

Carmen Salvino

Al Sanford

Ernie Schlegel

Charlie Tapp

Pete Weber

1 TITLE

Tom Adcock

Glenn Allison

Phil Barnes

Bill Beach

Jeff Bellinger

Louie Blancarte

Brian Brazeau

Paul Busch

Allan Chodor

Kevin Croucher

Mike Dias

John Denton

Doug Evans

Sam Flanagan

Robert Flaws

Robert Gibbs

Bob Handley

Gary Hiday

Mike Henry

Rich Holden

Larry Miller

Sam Maccarone

Lon Marshall

Frankie May

a-Rick Minier

a-Nick Morgan

Rohn Morton

Dave Patchen

Randy Pedersen

Tim Kauble

Lauri Karppala

Mike Kench

Chuck Pierce

Mike Pullin

Vince Range

Don Roche

Mike Samardzija

Keith Sharp

Lee Snow

Butch Soper

Darrell Storkson

Matt Surina

Adam Toney

Dennis Torgerson

Gene Vincent

Billy Walden

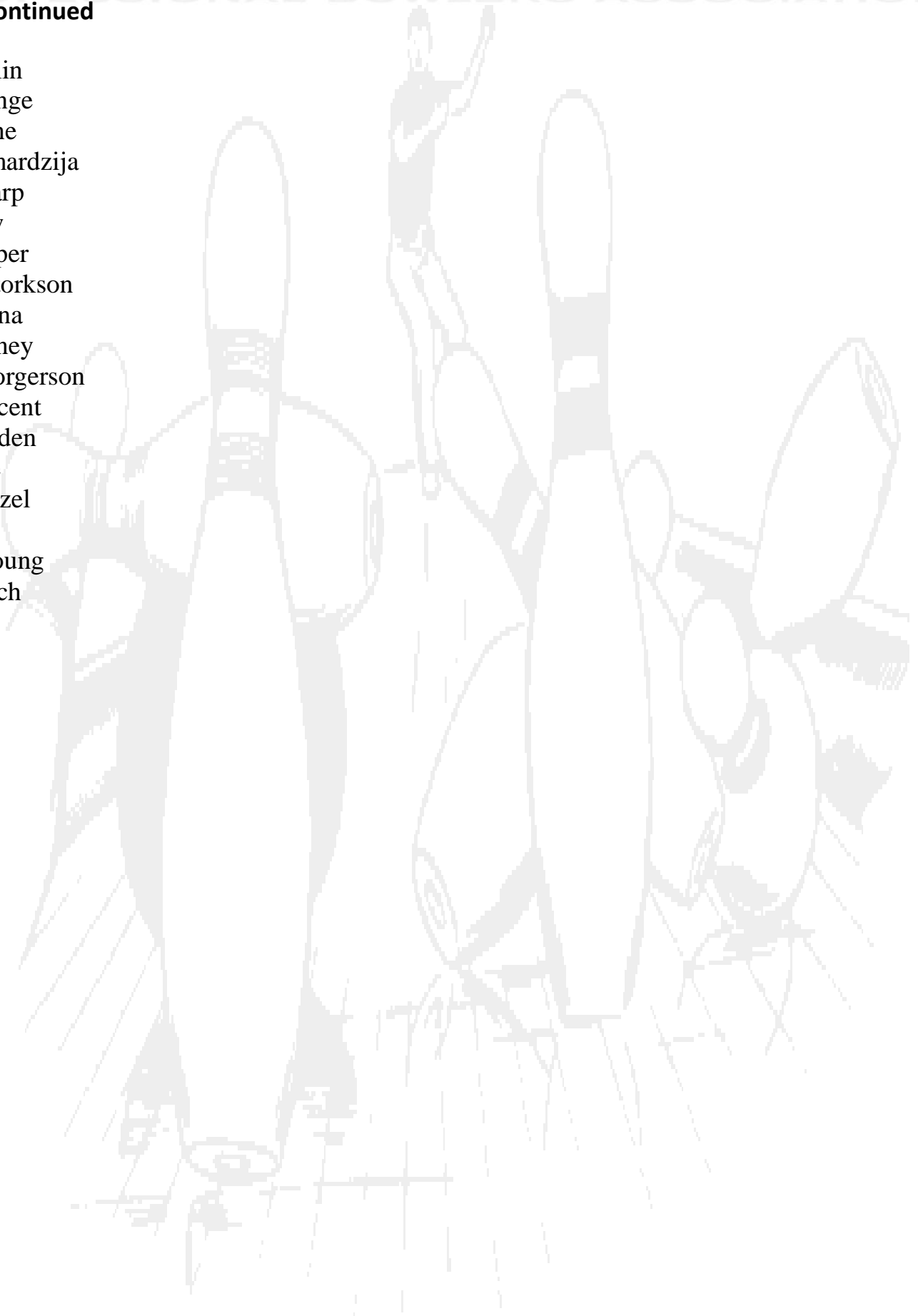
Phil Ware

All-Time PBA50/Senior Tour Titlists



1 TITLE Continued

Mike Pullin
Vince Range
Don Roche
Mike Samardzija
Keith Sharp
Lee Snow
Butch Soper
Darrell Storkson
Matt Surina
Adam Toney
Dennis Torgerson
Gene Vincent
Billy Walden
Phil Ware
Norb Wetzel
Mel Wolf
Jimmy Young
Sam Zurich



PBA50 Player of the Year Award

Est. 1958

PROFESSIONAL BOWLERS ASSOCIATION

DATE	NAME		
		2003	Bob Chamberlain
2013	Walter Ray Williams Jr.	2002	Mark Roth
2012	Walter Ray Williams Jr.	2001	Bob Glass
2011	Ron Mohr	2000	Bob Glass
2010	Wayne Webb	1999	Dale Eagle
2009	Ron Mohr	1998	Pete Couture
2008	Tom Baker	1997	Gary Dickinson
2007	Tom Baker	1996	John Handegard
2006	Tom Baker	1995	John Handegard
2005	Tom Baker	1994	Gary Dickinson
2004	Bob Glass	1993	Gary Dickinson
		1992	Gene Stus
		1991	John Handegard
		1990	John Hricsina
		1989	Jimmy Certain

PBA50 Rookie of the Year Award

Est. 1958

PROFESSIONAL BOWLERS ASSOCIATION®

2013	Pete Weber	2001	Mark Roth
2012	Amleto Monacelli	2000	Guppy Troup
2011	Ricky Beck	1999	Mike Pullin
2010	Walter Ray Williams Jr.	1998	Johnny Petraglia
2009	Brian Voss	1997	George Pappas
2008	Wayne Webb	1996	Dale Eagle
2007	Sam Zurich	1995	Pete Couture
2006	Bob Kelly	1994	Larry Laub
2005	Tom Baker		
2004	David Ozio		
2003	Don Sylvia		
2002	Vince Mazzanti Jr		

Dick Weber Sportsmanship Award



2013

Robert Harvey

2012

Dave Soutar

2011

Ray Randall

2010


Robert Harvey

2009

Larry Graybeal

2008

Fred Baldwin



PBA50 Champions By Season

1981

PBA Senior Championship, New Orleans Bill Beach, Sharon, PA, \$9,000

1982

PBA Senior Championship, Canton, OH Larry Miller, Youngstown, OH, \$9,000

1983

Columbia PBA Senior Championship, Canton, OH Dick Weber, St. Louis, MO, \$11,000

1984

Hammer PBA Senior Championship, Canton, OH Carmen Salvino, Chicago, \$15,000

Columbia Senior/Touring Pro Doubles, San Antonio, TX Louie Blancarte/John Forst, \$25,000

1985

Columbia PBA Senior/Touring Pro Doubles, Erlanger, KY Les Zikes/Steve Wunderlich, \$25,000

PBA Senior Championship, Canton, OH Billy Walden, Troy, MO, \$15,000

1986

Showboat PBA Senior Invitational, Las Vegas Dick Weber, St. Louis, MO, \$13,000

Kessler PBA Senior Championship, Canton, OH Glenn Allison, Whitter, CA, \$18,000

Columbia Senior/Touring Pro Doubles, Erlanger, KY Teata Semiz/Joe Berardi, \$25,000

1987

Showboat Senior Invitational, Las Vegas Dick Weber, St. Louis, MO, \$13,000

Kessler Senior/Touring Pro Doubles, Green Bay, WI Mickey Spiezio/Rowdy Morrow, \$25,000

Ebonite PBA Senior Championship, Canton, OH Teata Semiz, Wanaque, NJ, \$16,000

Treasure Coast Senior Open, Ft. Pierce, FL Teata Semiz, Wanaque, NJ, \$7,500

1988

Showboat Senior Invitational, Las Vegas Dick Weber, St. Louis, MO, \$13,000

Kessler Senior/Touring Pro Doubles, Green Bay, WI Carmen Salvino/Randy Pedersen, \$25,000

Ebonite PBA Senior Championship, Canton, OH Earl Anthony, Dublin, CA, \$16,000

Columbia 300 Senior Open, San Antonio, TX Teata Semiz, Wanaque, NJ, \$8,000

Treasure Coast PBA Senior Open, Ft. Pierce, FL Mickey Spiezio, Crest Hill, IL, \$7,500

PBA50 Champions By Season's

Est. 1958

PROFESSIONAL BOWLERS ASSOCIATION

1989

Showboat Senior Invitational, Las Vegas	Jimmy Certain, Huntsville, AL, \$13,000
Senior/Touring Pro Doubles, Cheektowaga, NY	Dick Weber/Marc McDowell, \$28,000
Ebonite PBA Senior Championship, Canton, OH	Les Zikes, Palatine, IL, \$16,000
Hammer Senior Open, Texas City, TX	Allan Chodor, Canoga Park, CA, \$8,000
Treasure Coast Senior Open, Ft. Pierce, FL	Teata Semiz, Wanaque, NJ, \$7,500

1990

Showboat Senior Invitational, Las Vegas	Earl Anthony, North Prairie, OR, \$13,000
St. Charles AMF Bobcat Senior Classic, St. Charles, MO	John Hricsina, Franklin, PA, \$8,000
Hammer Senior Open, Houston, TX	Earl Anthony, North Prairie, OR, \$9,500
Hammond Senior Open, Hammond, IN	John Handegard, Lake Jackson, TX, \$5,000
Battle Creek Senior Open, Battle Creek, MI	John Handegard, Lake Jackson, TX, \$5,000
Senior/Touring Pro Doubles, Cheektowaga, NY	Dave Soutar/Rowdy Morrow, \$28,000
Ebonite PBA Senior Championship, Canton, OH	Earl Anthony, North Prairie, OR \$17,000
Treasure Coast Senior Open, Ft. Pierce, FL	Jimmy Certain, Huntsville, AL \$7,500

1991

AMF-HPL Senior Open, Escondido, CA	Darrel Curtis, Kent, WA, \$8,500
Hammer Senior Open, Colma, CA	Paul Busch, Dover, DE, \$7,500
Cal Bowl Senior Open, Lakewood, CA	Gene Stus, Allen Park, MI, \$5,000
Showboat Senior Invitational, Las Vegas	John Handegard, Las Vegas, \$13,000
Flint Senior Open, Flint, MI	Richard Beattie, Dearborn, MI, \$5,000
Hammond Senior Open, Hammond, IN	Mickey Spiezio, Crest Hill, IL, \$5,000
St. Clair Senior Open, O'Fallon, IL	Adam Toney, Oak Hill, IL, \$5,000
AMF Cobra Senior Classic, St. Charles, MO	John Handegard, Las Vegas, \$7,500
Senior/Touring Pro Doubles, Buffalo, NY	Teata Semiz/Rick Steelsmith, \$28,000
Ebonite PBA Senior Championship, Battle Creek, MI	Gene Stus, Allen Park, MI, \$17,000
Woodside Senior Open, Naples, FL	Robert Gibbs, Abilene, TX, \$5,000
Villages Senior Open, Lady Lakes, FL	John Handegard, Las Vegas, \$5,000

PBA50 Champions By Season's

Est. 1958

1992

Showboat Senior Invitational, Las Vegas	Larry Galloway, Lakewood, CA, \$14,000
Pacific Cal Bowl Senior Open, Lakewood, CA	Gene Stus, Allen Park, MI, \$9,000
Escondido Senior Open, Escondido, CA	Mike Samardzija, Farmington, MI, \$8,000
Rocky Mountain Senior Classic, Denver, CO	John Handegard, Las Vegas, \$8,000
PBA Senior/Touring Pro Tournament, O'Fallon, IL	Dick Weber/Justin Hromek, \$28,000
Jackson Senior Open, Jackson, MI	Lon Marshall, Lansing, MI, \$5,000
Lansing Senior Open, Lansing, MI	Barry Gurney, West Hills, CA, \$5,000
PBA Ebonite Senior Championship, Cheektowaga, NY	Gene Stus, Allen Park, MI, \$20,000
Canadian Senior Classic, Quebec, Canada	Tommy Evans, Bonaventure, FL, \$5,000
Don Carter Senior Classic, West Palm Beach, FL	Les Zikes, Palatine, IL, \$5,000
Woodside Senior Open, Naples, FL	John Hricsina, Franklin, PA, \$8,000
Pinellas Suncoast Senior Open, Seminole, FL	Robert Gibbs, Abilene, TX, \$8,000

1993

ABC/PBA Senior Masters, Tulsa, OK	Phil Ware, Knoxville, TN, \$35,000
Touring Pro/Senior Masters, O'Fallon, IL	Teata Semiz/Rich Abboud, \$15,000
Chicagoland Senior Open, Oak Lawn, IL	Ron Winger, Tarzana, CA, \$7,500
Wyoming Valley Senior Open, Wilkes-Barre, PA	Ron Winger, Tarzana, CA, \$9,000
Canadian Senior Open, Montreal, Canada	John Hricsina, Franklin, PA, \$10,000
Jackson Senior Open, Jackson, MI	Richard Beattie, Dearborn Hts, MI, \$11,000
Rocky Mountain Senior Open, Littleton, CO	John Hricsina, Franklin, PA, \$10,000
Showboat Senior Invitational, Las Vegas	Gary Dickinson, Edmond, OK, \$24,000
Pacific Cal Bowl Senior Open, Lakewood, CA	John Handegard, Las Vegas, \$18,000
Queen City Open, Springfield, MO	Darrel Curtis, Kent, WA, \$6,000
Hammer Senior Open, Naples, FL	Gary Dickinson, Edmond, OK, \$12,000
St. Petersburg/Clearwater Senior Open, Seminole, FL	John Handegard, Las Vegas, \$12,000
Don Carter Senior Open, West Palm Beach, FL	Frankie May, West Reading, PA, \$12,000
Ebonite Senior Championship, Venice, FL	Gene Stus, Allen Park, MI, \$25,000

PBA50 Champions By Season's

Est. 1958

1994

ABC/PBA Senior Masters, Greenacres, FL	Hobo Boothe, Canoga Park, CA, \$38,000
Jackson Senior Open, Jackson, MI	Dave Soutar, Bradenton, FL, \$13,000
Chicagoland Senior Open, Oak Lawn, IL	Gene Stus, Allen Park, MI, \$8,000
Lansing Senior Open, Lansing, MI	Dave Davis, Lantana, FL, \$7,500
Gr. Providence Senior Open, East Providence, RI	Rich Holden, Chinchilla, PA, \$6,500
Canadian Senior Open, Laval, Quebec	Mel Wolf, Jackson, MI, \$6,500
Wyoming Valley Senior Open, Wilkes-Barre, PA	Sam Flanagan, Columbus, OH, \$9,000
Springfield Senior Open, Springfield, MO	John Handegard, Las Vegas, \$9,000
Rocky Mountain Senior PBA Open, Littleton, CO	John Handegard, Las Vegas, \$8,000
Showboat Senior Invitational, Las Vegas	Tommy Evans, Bonaventure, FL, \$24,000
Naples Senior Open, Naples, FL	Barry Gurney, West Hills, CA, \$10,000
St. Petersburg/Clearwater Championship, Seminole, FL	Gary Dickinson, Edmond, OK, \$15,000
Palm Beach Senior Classic, West Palm Beach, FL	Larry Laub, Tucson, AZ, \$8,000

1995

Tri-Cities Classic, Kennewick, WA	Tommy Evans, Ft. Lauderdale, FL, \$12,000
Northwest Classic, Beaverton, OR	Tommy Evans, Ft. Lauderdale, FL, \$6,500
Ladies and Legends, El Cajon, CA	Jim Brenner/Cheryl Daniels, \$9,000
Gr. Providence Open, Providence, RI	Gary Dickinson, Edmond, OK, \$8,000
ABC Senior Masters, Reno, NV	Dave Davis, Lantana, FL, \$38,000
Twin Falls Open, Twin Falls, ID	Hobo Boothe, Canoga Park, CA, \$7,000
Rocky Mountain Open, Littleton, CO	Barry Gurney, West Hills, CA, \$10,000
Showboat Senior Invitational, Las Vegas	Denny Torgerson, Maquoketa, IA, \$20,000
Hoosier Senior Classic, South Bend, IN	Dan Roche, Downey, CA, \$8,000
PBA Senior Championship, Jackson, MI	John Handegard, Las Vegas, \$16,000
Naples Open, Naples, FL	Tommy Evans, Ft. Lauderdale, FL, \$10,000
St. Petersburg/Clearwater Open, Seminole, FL	Don Helling, St. Charles, MO, \$10,000
Palm Beach Open, West Palm Beach, FL	John Hricsina, Franklin, PA, \$10,000

PBA50 Champions By Season's

Est. 1958

1996

Gr. Albany Open, Clifton Park, NY	John Handegard, Las Vegas, \$8,000
Ladies and Legends, El Cajon, CA	Mike Kench/Liz Johnson, \$15,000
Seattle Open, Seattle, WA	Hobo Boothe, Canoga Park, CA, \$9,000
Northwest Classic, Beaverton, OR	Gary Mage, Spokane, WA, \$9,000
Tri-Cities Classic, Richland, WA	Gary Dickinson, Edmond, OK, \$9,000
Showboat Senior Invitational, Las Vegas	John Denton, Midland, TX, \$20,000
Reno Open, Reno, NV	Pete Couture, Titusville, FL, \$8,500
ABC Senior Masters, Akron, OH	Dave Davis, West Palm Beach, FL, \$60,000
Pontiac Osteopathic Hospital Open, Waterford, MI	Gary Dickinson, Edmond, OK, \$10,000
Jackson Championship, Jackson, MI	Dale Eagle, Lewisville, TX, \$16,000
St. Petersburg/Clearwater Open, Seminole, FL	Jim Brenner, LeClaire, IA, \$10,000
Touring Pro/Senior Doubles, East Providence, RI	Gene Stus/Eric Forkel, \$22,000

1997

Showboat Albany Senior Open, Clifton Park, NY	Earl Anthony, North Plains, OR, \$9,000
Showboat Vermont Senior Classic, Burlington, VT	Larry Laub, Tucson, AZ, \$8,000
Showboat South Bend Senior Open, South Bend, IN	John Handegard, Las Vegas, \$10,000
Showboat Jackson Senior Open, Jackson, TN	Larry Laub, Tucson, AZ, \$8,000
Showboat Citgo Sr Tournament of Champions, Sheboygan, WI	George Pappas, Charlotte, NC, \$10,000
Showboat Northwest Senior Classic, Beaverton, OR	Gary Dickinson, Edmond, OK, \$8,000
Showboat Seattle Senior Open, Seattle, WA	Gary Dickinson, Edmond, OK, \$8,000
Showboat Tri-Cities Senior Classic, Richland, WA	Earl Anthony, North Plains, OR, \$8,000
Showboat Boise Senior Open, Boise, ID	Gary Mage, Vancouver, WA, \$8,000
Showboat Senior Invitational, Las Vegas	John Hricsina, Jackson, TN, \$20,000
ABC Senior Masters, Akron, OH	Gary Dickinson, Edmond, OK, \$60,000
Showboat Glass City Senior Open, Toledo, OH	Pete Couture, Titusville, FL, \$9,000
Senior PBA National Championship, Jackson, MI	Larry Laub, Tucson, AZ, \$16,000
St. Petersburg/Clearwater Senior Open, Seminole, FL	Teata Semiz, Haskell, NJ, \$10,000
Showboat Naples Senior Open, Naples, FL	Gene Stus, Allen Park, MI, \$10,000
Reno Senior Open, Reno, NV	Dale Eagle, Lewisville, TX, \$16,000

PBA50 Champions By Season's

Est. 1958

1998

Showboat Gr. Albany Senior Open, Clifton Park, NY	Pete Couture, Titusville, FL, \$9,000
Showboat Vermont Senior Classic, Colchester, VT	John Hricsina, Franklin, PA, \$8,000
Showboat Boise Senior Open, Boise, ID	Pete Couture, Titusville, FL, \$8,000
Showboat Seattle Senior Open, Seattle, WA	Gene Stus, Allen Park, MI, \$8,000
Showboat Northwest Senior Classic, Beaverton, OR	Gene Stus, Allen Park, MI, \$8,000
Showboat Senior Invitational, Las Vegas	Don Helling, St. Charles, MO, \$22,000
ABC Senior Masters, Akron, OH	Pete Couture, Titusville, FL, \$60,000
Showboat Glass City Senior Open, Toledo, OH	Gary Dickinson, Edmond, OK, \$9,000
Brunswick Senior National Championship, Jackson, MI	Johnny Petraglia, Manalapan, NJ, \$21,000
Showboat Villages Senior Open, The Villages, FL	Phil Barnes, Wilmington, NC, \$7,000
Senior Tournament of Champions, The Villages, FL	John Handegard, Nacogdoches, TX, \$10,000
Showboat Gr. Sebring Senior Open, Sebring, FL	Ron Winger, Tarzana, CA, \$8,000
Showboat Naples Senior Open, Naples, FL	Pete Couture, Titusville, FL, \$8,000
Showboat Jackson Senior Open, Jackson, TN	Steve Neff, Homosassa Springs, FL, \$8,000

1999

ABC Senior Masters, Reno, NV	Darrell Storkson, Everett, WA, \$20,000
NBS National/Senior Doubles, Reno, NV	Johnny Petraglia/Jason Hurd, \$34,000
Cal Bowl PBA Senior Open, Lakewood, CA	Dale Eagle, Lewisville, TX, \$7,500
The Villages Senior World Championship, The Villages, FL	Dale Eagle, Lewisville, TX, \$18,000
Gr. Hartford Senior Classic, Windsor Locks, CT	Roger Workman, Kenova, WV, \$8,000
Spokane Senior Open, Spokane, WA	Dale Eagle, Lewisville, TX, \$9,000
Seattle Senior Open, Seattle, WA	Al Sanford, Jackson, OH, \$8,500
Northwest Senior Classic, Beaverton, OR	Steve Neff, Homosassa Springs, FL, \$8,500
Boise Senior Open, Boise, ID	Barry Gurney, West Hills, CA, \$8,000
Northern California Senior Classic, Brentwood, CA	Dale Eagle, Lewisville, TX, \$7,500
Showboat Senior Invitational, Las Vegas	Vince Range, St. Louis, MO, \$15,000
Naples Senior Open, Naples, FL	Johnny Petraglia, Manalapan, NJ, \$9,000
Villages Senior Invitational, The Villages, FL	Norb Wetzel, Fond du Lac, WI, \$49,000
Senior Tournament of Champions, The Villages, FL	Dave Soutar, Bradenton, FL, \$110,000
Brunswick Senior National Championship, Jackson, MI	Steve Neff, Homosassa Springs, FL, \$20,000

PBA50 Champions By Season's

Est. 1958

2000

ABC Senior Masters, Reno, NV	Dave Soutar, Bradenton, FL, \$18,000
NBS National/Senior Doubles, Reno, NV	Pete Couture/Dave Husted, \$30,000
The Villages Senior World Championship, The Villages, FL	Roger Workman, Kenova, WV, \$120,000
Central Pa. Senior Open, Sinking Spring, PA	Bob Glass, Lawrence, KS, \$8,000
Seattle Senior Open, Seattle, WA	Butch Soper, Lake Havasu City, AZ, \$8,000
Northwest Senior Classic, Beaverton, OR	Al Sanford, Jackson, OH, \$9,000
The Orleans Casino Senior Open, Las Vegas	Dave Davis, West Palm Beach, FL, \$18,000
Northern California Senior Classic, Brentwood, CA	Lauri Karppala, Sacramento, CA, \$8,500
Columbia 300 Senior Open, Naples, FL	Johnny Petraglia, Manalapan, NJ, \$12,000
Gastonia Senior Classic, Gastonia, NC	Roger Workman, Kenova, WV, \$8,000
Brunswick Senior National Championship, Jackson, MI	Bob Glass, Lawrence, KS, \$20,000
Hammond Senior Open, Hammond, IN	Mike Pullin, Rochelle, IL, \$8,000

2001

ABC Senior Masters, Reno, NV	Bob Glass, Lawrence, KS, \$18,000
NBS National/Senior Doubles, Reno, NV	Rohn Morton/Parker Bohn III, \$30,000
Greater Syracuse Senior Open, Syracuse, NY	Bob Glass, Lawrence, KS, \$8,000
Pennsylvania Senior Open, Sinking Spring, PA	Bob Glass, Lawrence, KS, \$8,000
Hawthorn Lanes Senior Open, Vernon Hills, IL	Chuck Pierce, Dallas, TX, \$8,000
Seattle Senior Open, Seattle, WA	Mark Roth, Wall Township, NJ, \$10,000
Northwest Senior Classic, Beaverton, OR	Bob Chamberlain, Auburn Hills, MI, \$10,000
Epicenter Senior Classic, Klamath Falls, OR	Johnny Petraglia, Manalapan, NJ, \$10,000
The Orleans Senior Open, Las Vegas	Steve Neff, Homosassa Springs, FL, \$20,000
Tucson Senior Open, Tucson, AZ	Dave Soutar, Bradenton, FL, \$8,000
Northern California Senior Classic, Brentwood, CA	Larry Laub, Reno, NV, \$10,000
Senior Tar Heel Open, Huntersville, NC	Bob Chamberlain, Auburn Hills, MI, \$8,000
Senior National Championship, Jackson, MI	Dale Eagle, Tavares, FL, \$12,000
Senior Hammond Open, Hammond, IN	Bob Glass, Lawrence, KS, \$8,000

PBA50 Champions By Season's

Est. 1958

2002

Senior Chillicothe Open, Chillicothe, OH
Senior Pennsylvania Open, Sinking Springs, PA
Senior Greater Detroit Open, Belleville, MI
ABC Senior Masters, Tucson, AZ
Suncoast PBA Senior World Championship, Las Vegas
Senior Northern California Classic, Brentwood, CA
Senior Epicenter Classic, Klamath Falls, OR
Senior Northwest Classic, Beaverton, CA
Senior Hammond Open, Hammond, IN
Senior Jackson Open, Jackson, MI

Steve Neff, Homosassa Springs, FL, \$8,000
Bob Chamberlain, Auburn Hills, MI, \$8,000
Dave Davis, West Palm Beach, FL, \$8,000
Pete Couture, Titusville, FL, \$20,000
Mark Roth, Wall Township, NJ, \$20,000
Gene Stus, Taylor, MI, \$8,000
Ron Winger, Tarzana, CA, \$8,000
John Bennett, Clarkston, MI, \$8,000
Dave Soutar, Bradenton, FL, \$8,000
Pete Couture, Titusville, FL, \$8,000

2003

Senior Chillicothe Open, Chillicothe, OH
Senior Greater Detroit Open, Belleville, MI
ABC Senior Masters, Tucson, AZ
Senior Storm U.S. Open, Las Vegas
Senior Northern California Classic, Brentwood, CA
Senior Epicenter Classic, Klamath Falls, OR
Senior Northwest Classic, Beaverton, OR
Senior Manassas Open, Manassas, VA
Senior Clarksville Open, Clarksville, TN
Lake County Horseshoe Casino Open, Hammond, IN
Senior Days Inn Open, Jackson, MI

Steve Neff, Homosassa Springs, FL, \$8,000
John Bennett, Clarksville, MI, \$8,000
Dale Eagle, Tavares, FL, \$20,000
Dave Soutar, Bradenton, FL, \$20,000
Ernie Schlegel, Vancouver, WA, \$8,000
Lee Snow, Wixom, MI, \$8,000
Bob Handley, Winter Park, FL, \$8,000
Don Sylvia, Discovery Bay, CA, \$8,000
Ron Winger, Tarzana, CA, \$8,000
Vince Mazzanti Jr., Levittown, PA, \$8,000
Bob Chamberlain, Auburn Hills, MI, \$8,000

2004

Senior Epicenter Classic, Klamath Falls, OR
ABC Senior Masters, Las Vegas
Senior Clarksville Open, Clarksville, TN
Senior Chillicothe Open, Chillicothe, OH
Senior U.S. Open, Sterling Heights, MI
Senior Manassas Open, Manassas, VA
Senior Don Carter Classic, Davie, FL
Senior St. Petersburg/Clearwater Open, Seminole, FL
Senior Jackson Open, Jackson, MI
Senior Lake County Open, Hammond, IN

Bob Glass, Lawrence, KS, \$8,000
Gary Dickinson, Edmond, OK, \$20,000
Gary Hiday, Indianapolis, IN, \$8,000
Bob Glass, Lawrence, KS, \$8,000
David Ozio, Beaumont, TX, \$20,000
George Pappas, Charlotte, NC, \$8,000
Doug Evans, Southgate, MI, \$8,000
Jeff Bellinger, Columbia, SC, \$8,000
Vince Mazzanti Jr., Levittown, PA, \$8,000
Roger Kossert, Brandon, FL, \$8,000

PBA50 Champions By Season's

Est. 1958

2005

Senior Empire State Open, Latham, NY
Senior Clarksville Open, Clarksville, TN
Senior Chillicothe Open, Chillicothe, OH
Senior U.S. Open, Sterling Heights, MI
Senior Tucson Open, Tucson, AZ
USBC Senior Masters, Las Vegas
Senior Northern California Classic, Brentwood, CA
Senior Epicenter Classic, Klamath Falls, OR
Senior Manassas Open, Manassas, VA
Senior Lake County Indiana Open, Hammond, IN
Senior Jackson Open, Jackson, MI

Henry Gonzalez, Colorado Springs, \$8,000
Dale Eagle, Tavares, FL, \$8,000
Bob Glass, Lawrence, KS, \$8,000
Tom Baker, Buffalo, NY, \$20,000
Matt Surina, Everett, WA, \$8,000
Vince Mazzanti Jr., Levittown, PA, \$20,000
Ross Packard, San Jose, CA, \$8,000

Dale Eagle, Tavares, FL, \$8,000
Ray Johnson, Battle Creek, MI, \$8,000
Gene Vincent, Decatur, IL, \$8,000
Charlie Tapp, Kalamazoo, MI, \$8,000

2006

Senior Manassas Open, Manassas, VA
Senior Chillicothe Open, Chillicothe, OH
Senior Tucson Open, Tucson, AZ
Senior U.S. Open, Las Vegas
Senior Epicenter Classic, Klamath Falls, OR
Senior Northern California Classic, Brentwood, CA
USBC Senior Masters, Reno, NV
Senior Lake County Open, Hammond, IN
Senior Decatur Open, Decatur, IL

Henry Gonzalez, Colorado Springs, \$8,000
Tom Baker, King, NC, \$8,000
Tom Baker, King, NC, \$8,000
Tom Baker, King, NC, \$20,000
Jim Brenner, LeClaire, IA, \$8,000
Gary Dickinson, Edmond, OK, \$8,000
Tom Baker, King, NC, \$18,000
Jimmy Young, Pasadena, TX, \$8,000
Charlie Tapp, Kalamazoo, MI, \$8,000

2007

Senior Manassas Open, Manassas, VA
Hammer PBA Ladies & Legends, Rockford, IL
Senior Northern Illinois Classic, Waukegan, IL
Senior Dayton Classic, Dayton, OH
Senior Tucson Open, Tucson, AZ
Senior U.S. Open, Las Vegas
Senior Epicenter Classic, Klamath Falls, OR
Senior Northern California Classic, Brentwood, CA
USBC Senior Masters, Reno, NV
Senior Council Bluffs Open, Council Bluffs, IA
Senior Lake County Open, Hammond, IN
Senior Decatur Open, Decatur, IL
Senior Dick Weber Invitational, Ballwin, MO

David Ozio, Beaumont, TX, \$8,000
Roger Kossert/Liz Johnson, \$15,000
Sam Zurich, Grant, FL, \$8,000
Sam Maccarone, Glassboro, NJ, \$8,000
Ross Packard, San Jose, CA, \$8,000
a-Rick Minier, Houston, TX, \$20,000
Ernie Schlegel, Vancouver, WA, \$8,000
Tom Baker, King, NC, \$8,000
Tom Baker, King, NC, \$16,000
Dave Patchen, Oregon, OH, \$8,000
Don Sylvia, Discovery Bay, CA, \$8,000
Kevin Croucher, Grants Pass, OR, \$8,000
Tom Baker, King, NC, \$9,000

a = amateur

PBA50 Champions By Season's

Est. 1958

2008

Senior Dayton Classic, Dayton, OH

Keith Sharp, Orlando, FL, \$8,000

Columbia 300 PBA Ladies & Legends, Rockford, IL Robert Harvey/Kelly Kulick, \$15,000

Senior Jackson Open, Jackson, MI

Johnny Petraglia, Manalapan, NJ, \$8,000

USBC Senior Masters, Tucson, AZ

Kenny Parks, East Chicago, IN, \$16,000

Senior U.S. Open, Las Vegas

Wayne Webb, Sacramento, CA, \$20,000

Senior Epicenter Classic, Klamath Falls, OR

Hugh Miller, Mercer Island, WA, \$8,000

Senior Northern California Classic, Brentwood, CA a-Nick Morgan, Sacramento, CA, \$8,000

Lake County Indiana Open, Hammond, IN

Mark Williams, Beaumont, TX, \$8,000

Senior Decatur Open, Decatur, IL

Brian Brazeau, Ocala, FL, \$8,000

Lake County Indiana Golden Anniversary, Hammond, IN

Timothy Kauble, Marion, OH, \$10,000

a = amateur

2009

Senior Jackson Open, Jackson, MI

Ron Mohr, Eagle River, Alaska, \$8,100

Senior Dayton Open, Dayton, OH

Ron Mohr, Eagle River, Alaska, \$8,000

Senior Mooresville (NC) Miller High Life Classic

Dale Eagle, Tavares, FL, \$8,000

Senior Sun Bowl in the Villages, The Villages, FL

Johnny Petraglia, Jackson, NJ, \$8,100

Senior Northern California Classic, Brentwood, CA

Dale Traber, Cedarburg, WI, \$8,000

Senior U.S. Open, Las Vegas

Wayne Webb, Sacramento, CA, \$20,000

USBC Senior Masters, Las Vegas

Dale Traber, Cedarburg, WI, \$17,000

Senior Lake County Indiana Open, Hammond, IN

Mark Williams, Beaumont, TX, \$8,050

Senior Decatur Open, Decatur, IL

Steve Ferraro, Kingston, NY, \$8,000

Senior Miller Lite Knockout Classic, Joliet, IL

Robert Flaws, Chicago Ridge, IL, \$8,000

Senior Dick Weber Open, Lansing, MI

Ron Mohr, Anchorage, AK, \$8,000

Senior World Championship, Allen Park, MI

Harry Sullins, Chesterfield Twp, MI, \$15,000

2010

Senior Dayton Classic, Dayton, OH

Steve Ferraro, Kingston, NY, \$8,000

Senior Columbus Open, Columbus, OH

Wayne Webb, Columbus, OH, \$8,000

Senior Mooresville (NC) Miller High Life Classic

Walter Ray Williams Jr., Ocala, FL, \$8,000

Senior Northern California Classic, Brentwood, CA

Don Sylvia, Reno, NV, \$8,000

Senior U.S. Open, Las Vegas

Mark Williams, Beaumont, TX, \$15,000

USBC Senior Masters, Las Vegas

Wayne Webb, Columbus, OH, \$16,000

Senior Lake County Open, Hammond, IN

Mike Henry, Brunswick, OH, \$8,000

Senior Decatur Open, Decatur, IL

Tom Baker, King, NC, \$8,000

Senior Jackson Open, Jackson, MI

Wayne Webb, Columbus, OH, \$8,000

PBA50 Champions By Season's

Est. 1958

2011

Senior Don Carter Open, Winter Garden, FL
Senior Sun Bowl in the Villages, The Villages, FL
Senior Mooresville (NC) Miller High Life Classic
Senior Allentown Open, Allentown, PA
Senior U.S. Open, Las Vegas
Senior Northern California Classic, Brentwood, CA
USBC Senior Masters, Las Vegas
Senior Lake County Open, Hammond, IN
Senior Decatur Open, Decatur, IL
Senior Jackson Open, Jackson, MI
Senior Dayton Classic, Dayton, OH

Mike Dias, Lafayette, CO, \$7,500
Harry Sullins, Chesterfield Twp, MI, \$7,500
Ron Mohr, Eagle River, AK, \$8,000
Walter Ray Williams Jr., Ocala, FL, \$7,500
Ron Mohr, Eagle River, AK, \$15,000
Ron Mohr, Eagle River, AK, \$8,000
Dale Traber, Cedarburg, WI, \$14,000
Harry Sullins, Chesterfield Twp., MI, \$7,500
Dale Eagle, Tavares, FL, \$7,500
Ron Mohr, Eagle River, AK, \$7,500
Hugh Miller, Seattle, \$8,000

2012

Senior Sun Bowl in the Villages, The Villages, FL
Senior Don Carter Open, Winter Garden, FL
Senior Miller High Life Classic, Charlotte, NC
Senior Dayton Classic, Dayton, OH
Etonic PBA Senior U.S. Open, Las Vegas
USBC Senior Masters, Las Vegas
Senior Northern California Classic, Brentwood, Calif.
Senior South Shore Open, Hammond, IN
Senior Decatur Open, Decatur, IL

Lennie Boresch Jr., Kenosha, WI, \$7,500
Walter Ray Williams Jr., Ocala, FL \$7,500
Bob Learn Jr., Erie, PA, \$8,000
Johnny Petraglia, Jackson, NJ, \$8,000
Amleto Monacelli, Venezuela, \$15,000
Mike Edwards, Tulsa, OK, \$16,000
Walter Ray Williams Jr., Ocala, FL, \$8,000
Hugh Miller, Seattle, \$7,500
Ron Mohr, Eagle River, AK, \$7,500

2013

Pasco County Suncoast Open, New Port Richey, Fla.
Sun Bowl In The Villages, The Villages, Fla.
Greater Birmingham Open, Birmingham, Ala
Miller High Life Classic, Mooresville, N.C.
Dayton Classic, Dayton, Ohio
Suncoast Senior U.S. Open, Las Vegas
USBC Senior Masters, Las Vegas
Senior Northern California Classic, Brentwood, Calif.
South Shore Open, Hammond, IN
Senior/Super Senior Doubles, Decatur, Ill.
Treasure Island Resort & Casino Open, Welch, Minn.
PBA50 Tour ESPN Finals Las Vegas, NV

Bob Learn Jr., \$7,500
Walter Ray Williams Jr., \$7,850
Tom Baker, \$7,600
Lennie Boresch Jr., \$7,500
Randy Pedersen, \$7,500
Amleto Monacelli, \$14,000
Pete Weber, \$16,000
Walter Ray Williams Jr., Ocala, FL, \$8,000
Walter Ray Williams Jr., \$7,500
Kerry Painter, Tom Adcock, \$10,000
Pete Weber, \$7,500
Walter Ray Williams Jr.,

PBA50 PASCO COUNTY SUNCOAST OPEN

Est. 1958

In the opening round, Pasco Open Amelto Monacelli took the lead with a score of + 253. Harry Sullins was in second with a score of + 212. Rounding out the top five was Walter Ray Williams with a score of + 194. Lucy Sandelin of Tampa, Florida was the first successful amateur woman with a score of + 193. The cut number after 8 games was + 29.

The next round saw Amelto Monacelli take a commanding lead over Tom Baker by 112. Lucy Sandelin qualified third with a score of + 451. The cut number was 54 by Guppy Troup. Bob Kelly led the Super Senior + 26 after 16 games. It took a score of -58 by Nick Panicaro to get the last cash spot for the Super Senior.

In the Round of 40 Bob Harvey defeated Tom Howison 2-0. Rakauskas defeated Kevin Croucher 2-0. Ferraro defeated Tom Carter 2-0. There were a lot upsets in the Round of 40.

In the Round of 32 Ron Mohr was eliminated by Rakauskus 2-0. Troup defeated Steve Neff 2-0. Dias defeated Bob Harvey 2-0. Bernhardt defeated Steve Ferraro 2-1

The next round was the Round of 24 Walter Ray defeated Steve Neff 3-0. Learn defeated John Shreve 3-2. Webb defeated Larry Barwick 3-2. Kauble defeated Johnny Petraglia 3-1.

The Round of 24 was followed by the Round of 16 where Walter Ray defeated Mark Williams 3-0. Kauble defeated Pete Weber 3-2. Learn defeated Harry Sullins 3-0.

The Round of 8 saw Walter Ray taking down Amelto Monacelli 2-0. Learn defeated Kenny Parks 2-0. Kauble defeated Bo Goergen 2-0. Webb defeated Mike Dias 2-0.

The semi-final saw Learn defeat Williams Jr. 229-216. Webb also defeated Kauble 245-206.

The championship match saw Learn defeating Webb 226-206. This was Bob Learn's second career PBA50 title he was able to overcome a back injury to win the title.

Championship Round Stats

High Game: 245 Wayne Webb

Low Game: 206 Timothy Kauble & Wayne Webb

High Match: Bob Learn &

Walter Ray Williams Jr. 229 – 216

Low Match: Bob Learn Jr and Wayne Webb 226-206

Average winning game: 233.33

Tournament Stats

16 Game Cut Number +/-	+54 Guppy Troup
16 Game Leader +/-	+619 Amelto Monacelli
16 Game Super Senior Leader +/-	+26 Bob Kelly
16 Game Cut Super Senior	-58 Nick Panicaro
# 300's	(1) Todd Kjell

Bob Learn – 229

Walter Ray William, Jr. – 216

Wayne Webb - 245

Timothy Kauble – 206

Bob Learn - 226

Wayne Webb – 206

Bob Learn Jr.

Champion



PBA50 SUNBOWL AT THE VILLAGES

Est. 1958

Walter Ray Williams, Jr. won his fifth PBA50 title against two-time Player of the Year Amleto Monacelli. He won 276-216 in the championship game. In the first round of the tournament, Joe Scarborough rolled the first 900 in PBA competition. This was the first three games of this tournament. Also, Darrell Ducat became the oldest competitor in PBA history at age 87. There were 20 300-games shot during the course of the tournament. The other finalists that made the top four were: Pete Weber and Bo Goergen.

In the opening match of the stepladder finals, Weber started with the front six. However, Goergen had something to say when Weber left seven on his fill ball to give Goergen a chance. Goergen needed the first two strikes and eight pins to advance to the semifinal game. Goergen prevailed beating Weber 259-256.

In the semifinal game, Goergen started out strong but could not keep up with Walter Ray. Goergen ran into transition while Walter Ray was striking. Walter Ray never looked back and had the opportunity to face Amleto Monacelli in the championship game. The rest is history.

Tournament Stats		
16 Game Cash Number +/-	+363	Daniel Miner
16 Game Cut Number +/-	+460	Roger Kossert
16 Game Leader +/-	+827	Kevin Croucher
16 Game Cut Super Senior +/-	+264	Rich Giragosain
16 Game Super Senior Leader +/-	+361	Bill McCorkle
32 Game Cut Number +/-	+1661	Bo Goergen
32 Game Leader +/-	+ 1865	Amleto Monacelli
# 300's	Don Blatchford, Wayne Webb, Joe Scarborough (3), Christopher Keane, Bo Goergen, W.R. Williams Jr. (3), Darrell Adams, Richard McDaniel, Tim Kauble (2), Bill McCorkle, Amleto Monacelli, Bryan Goebel, Pete Weber, Johnny Petraglia, Don Sylvia	

CHAMPIONSHIP ROUND STATS

High Game: Walter Ray Williams, Jr. (276)

Low Game: Bo Goergen (191)

High Match: Bo Goergen / Pete Weber (259-256)

Low Match: Walter Ray Williams, Jr. / Bo Goergen (258-191)

Average Winning Game: 264.33

		1. Amleto Monacelli—216	Walter Ray Williams, Jr.
	2. Walter Ray Williams, Jr.—258	Walter Ray Williams, Jr.—276	
3. Pete Weber—256	Bo Goergen—191		
4. Bo Goergen—259			

PBA50 Greater Birmingham Open

Est. 1958

In the opening round of the PBA50 Birmingham Open, Nick Morgan averaged 247, with a score of +382. Amleto Monacelli was right behind him with a +294. Wayne Webb and Walter Ray Williams Jr. rounded out the top four spots after eight games. Taking the 32nd spot was Rick Minier with a score of +77.

The second round saw Monacelli take a three-pin lead over Morgan. Williams qualified third. It took a score of +160 by Todd Haney to make the cut. Dave Bernhardt was the highest super senior at +144. The lowest was Larry Williams at +21.

The final day saw 32 bowlers battling in the elimination round, with the top eight getting two-round byes in this format. In the first eliminator round, it took a score of 631 to advance over three games, and Lennie Boresch Jr. led the way with a 743. In the next eliminator round, it took a score of 644 to advance, which Boresch again led with a score of 732. Boresch continued his torrid pace and led the third eliminator round at 742. It took a score of 677 by Mike Edwards to advance to round four.

In round four of the eliminator format, it took a 704 score to advance, which left Walter Ray Williams, Jr., Hugh Miller, Tom Baker, and Bryan Goebel still in the final four. Tom Baker and Bryan Goebel lead the final two-game eliminator with scores of 524 and 504, respectively.

The championship match saw Baker and Goebel battling for the \$7,500 prize. In a nail biter, Baker won by a single pin, 227-226, after converting a spare and getting a nine-count on his fill ball. This was Baker's tenth career PBA50 title.

Tournament Stats	
16 Game Cut Number +/-	+160, Todd Haney
16 Game Leader +/-	+575, Amleto Monacelli
16 Game Super Senior Leader +/-	+144, Dave Bernhardt
16 Game Cut Super Senior	+137, William Keenan
# 300's	(3), Todd Haney, Sammy Ventura, Bob Learn, Jr.

CHAMPIONSHIP ROUND STATS
High Game: Tom Baker (290)
Low Game: Walter Ray Williams, Jr. (184)
Average Winning Game: 251.2



Eliminator Round	Championship Match
1. Bryan Goebel—504	1. Tom Baker—227 2. Bryan Goebel—226 Tom Baker Champion
2. Tom Baker—525	
3. Walter Ray Williams, Jr.—427	
4. Hugh Miller—488	

PBA50 Miller High Life Classic
Presented by Columbia 300

In the opening round of the PBA50 Miller High Life Classic, Bob Learn, Jr. led the round with a score of +384. Ron Mohr was second with a score of +342. Johnny Petraglia was in seventh at +287 and Steve Neff rounded out the top ten with a +255 score. After day one, the cut was at +112 by Ted Staikoff. There were also two 300 games shot by Bryan Goebel and Learn.

The final day of qualifying saw Goebel take the lead with a score of +651. Mohr was in third at +578 and Walter Ray Williams, Jr. was in fifth at +554. The cut was by Jeff Schrum, with a score of +238, and the last cash spot was taken by Guppy Troup and Ron Profitt. The leading super senior was Dennis Lane at +200, and the last super senior cash spot was William Keenan at +63.

In the opening round of match play, some highlights are: Bellinger defeated Mark Scime 2-1, Kauble defeated Sammy Ventura 2-0, Eagle defeated Robert Harvey 2-0, and Traber defeated Bob Kelly 2-1. In the round of 32, Jeff Bellinger was eliminated by "The Legend" Harry Sullins and Traber defeated Kenny Parks 2-0. The round of 24 saw Mark Williams defeated by Henry 3-1, Traber defeat Wayne Webb 3-2, and Gonzalez defeat William Peters 3-1.

The round of 16 saw Learn defeated by Henry 3-1, while Mohr defeated Dale Traber 3-1. Petraglia also defeated Michael Long 3-0 and Gonzalez took down Williams, Jr. 3-1. In the round of 8, Petraglia was eliminated by Csuhta, Gozales was eliminated by Boresch, and Henry and Miller both also advanced.

In the semi-finals, Boresch defeated Hugh Miller 205-191 and Henry defeated Dale Csuhta 241-138. In the championship match, Boresch defeated Mike Henry by a score of 221-210, to win the \$7,500 prize. This was Boresch's second career PBA50 title.

Tournament Stats	
16 Game Cash Number +/-	+205, Guppy Troup, Ron Profitt
16 Game Cut Number +/-	+238, Jeff Schrum
16 Game Leader +/-	+651, Bryan Goebel
16 Game Super Senior Leader +/-	+200, Dennis Lane
16 Game Cut Super Senior	+63, William Keenan
# 300's	(2), Bryan Goebel, Bob Learn Jr.

Championship Round Stats
<i>High Game:</i> Mike Henry (241)
<i>Low Game:</i> Dale Csuhta (138)
<i>High Match:</i> Lennie Boresch and Henry (221-210)
<i>Low Match:</i> Henry and Csuhta (241-138)
<i>Average winning game:</i> 222.33

Lennie Boresch Jr. – 205

Hugh Miller – 191

Mike Henry – 241

Dale Csuhta – 138

Lennie Boresch – 221

Mike Henry – 210

Lennie Boresh, Jr.

PBA50 Dayton Classic

Est. 1958

The PBA50 Dayton Classic saw Darryl Bower take the first round lead at +383 over. He held a 13 pin lead over Mike Edwards who was at +370. Amleto Monacelli was in third with a score of +354. Lennie Boresch Jr. was in fourth with a score of +301. Rounding the top 5 was Bob Learn Jr. with a score of +256. After the first round of qualifying the cut was at +120 by Joe Salvemini.

The second round of qualifying saw Lennie Boresch Jr. take the lead with a score of +647. He had a 299 game. Defending champion Johnny Petraglia qualified 8th. He became the first bowler to win a title in 6 different decades. Other top names were Mike Edwards with a score of +567, Amleto Monacelli with a score of +545, and PBA Hall of Famer Wayne Webb with a score of +528. The 16-game cut number was +177 by Mike Tryniski. Timothy Kauble just missed out by 4 pins, but he was able to get the last check with a score of +173.

In match play, Amleto Monacelli led the field with a score of +1368 over Bob Learn Jr. He had a winning record 9-7 in match play. Bob Learn Jr. only lost 5 games. However he fell a little short by Monacelli. Johnny Petraglia fell a little short by finishing 16th with a 4-11-1 record. Mike Edwards qualified for the step ladder finals with a score of +1133.

In the step ladder, Randy Pedersen led the way as he averaged 248 in the finals. He climbed the ladder, defeating Mike Edwards the first game 244-191. In the semi-finals he was able to put Bob Learn Jr. back in his spot with a 268 while Learn had a 223. In the championship game, Pedersen and Monacelli dueled it out with Pedersen claiming the top prize with a score of 232-226. This was Pedersen's first career PBA50 Title.

CHAMPIONSHIP ROUND STATS

High Game: Randy Pedersen (268)
 Low Game: Mike Edwards (191)
 High Match: Randy Pedersen / Bob Learn Jr. (268-223)
 Low Match: Randy Pedersen / Mike Edwards (244-191)
 Average Winning Game: 248

Tournament Stats

16 Game Cash Number +/-	+173	Timothy Kauble
16 Game Cut Number +/-	+177	Mike Tryniski
16 Game Leader +/-	+647	Lennie Boresch Jr.
16 Game Cut Super Senior +/-	+39	Ted Staikoff
16 Game Super Senior Leader +/-	+140	Patrick King
32 Game Cut Number +/-	+1133	Mike Edwards
32 Game Leader +/-	+ 1368	Amleto Monacelli
# 300's	Bob Learn Jr., James Blackstone	

1. Amleto Monacelli—226

Randy Pedersen

2. Bob Learn Jr.—223

Randy Pedersen—232

3. Randy Pedersen—244

Randy Pedersen—268

4. Mike Edwards—191



PBA Senior US Open

Est. 1958

In the opening day of the PBA Senior US Open Jack Jurek was the leader with a score of + 288. He was leading by 35 pins over Bob Markiewicz . Other names that were in the top ten were, Wayne Webb, Mark Williams, and Ron Mohr. After the first round of qualifying the cut was at -2 by Mike Edwards.

In the second round of qualifying Ron Mohr led the way with a score of +295. Randy Pedersen was in second with a score of plus 287. Amleto Monacelli was in third with a score of + 261. After 16 games the score was at + 100 by Dale Eagle. The scores were low as it took as it took a score of -31 by Sammy Ventura and Phil Prieto . They had a one game Sammy Ventura 223 -200.

The cashiers round saw Wayne Webb take the lead with a score of plus 505. Other top finishers for the round were Amelto Monacelli at +459. Harry Sullins at +435, Ron Mohr rounded out the top 4 at + 330 the top three spots were starting to spread themselves out amongst the field. It takes a score of +116 by Eric Forkel.

The first round of match play saw Amleto Monacelli take the lead by 168 over Randy Pedersen. Amleto had a 5 -3 match play record. While Randy had a 7-1 match play record and move up the leader board. Eric Forkel moved from 24 th to 10th in the first round of match play with a match play record of 6-2.

The second round of match play saw Amleto Monacelli take a commanding lead by 246 over second place. Eric Forkel was making a move into the top four, USBC hall of famer Jeff Richgels was trying to make the top four .Randy Pedersen was in second place with one round of match play to go. There were a number of bowlers that could make the top four in the final round of match play.

The last round of match play was very interesting as Amleto continued to lead he ended up leading the tournament. Wayne Webb made a late charge in the position round but was a little bit too late he bowled a 270 in the last game of tournament. However Walter Ray Williams held down his lead so that Wayne could not overtake him. Forkel went up to second in the last round of match play. The bowlers that made the stepladder finals were Ron Mohr, Walter Ray Williams, Eric Forkel, and Amelto Monacelli.

In the stepladder finals Ron Mohr defeated Walter Ray Williams Jr 279-195. The semi-final saw Mohr take on Eric Forkel. It was a close game except Mohr found to strike at the end of the game. In the championship game Amelto Monacelli were struggling, Amelto had a chance to shutout Ron Mohr but he could not seal the deal. This gave Ron a chance to strike and get six to win by one pin. Mohr left a ringing ten pin on the first ball in the tenth frame. This gave Amelto his second career Senior US Open title.

CHAMPIONSHIP ROUND STATS

High Game: Ron Mohr (279)
 Low Game: Eric Forkel (184)
 High Match: Ron Mohr/Walter Ray Williams, Jr (279-195)
 Low Match: Amleto Monacelli Ron Mohr (199-193)
 Average Winning Game: 232

Tournament Stats

16 Game Cut Number +/-	-31 Sammy Ventura
16 Game Leader +/-	+295 Ron Mohr
16 Game Cut Super Senior +/-	-90 Mike Kanada
16 Game Super Senior Leader+/-	-31 Phil Prieto
24 Game Cut Number +/-	+116 Eric Forkel
24 Game Leader +/-	+505 Wayne Webb
48 Game Cut Number +/-	+969 Ron Mohr
48 Game Leader	+1340 Amleto Monacelli

1. Amleto Monacelli—199

Amleto Monacelli

2. Eric Forkel-184

Ron Mohr 193

3. Walter Ray Williams, Jr 195

Ron Mohr 218

4. Ron Mohr 279



USBC Senior Masters

Est. 1958

On the first day of qualifying, Sam Carter led the way with a score of +142. He had a high score of 279 in the second game. Randy Pedersen had a score of +132. There was a three-way tie for tenth between Mark Williams, Tish Johnson, and Tom Baker at a score of +104. The cut was at +13 by Paul Nilsen after five games on the first day. Amleto Monacelli took the second round lead with a score of +129 giving him a score of + 222 going into the last round. Pete Weber jumped into the top five with a score of +102. Randy Pedersen was in a tie for second with a score of + 98 for the block. Kenny Parks shot a round for score of +143 for second place. Four of the top five were PBA Hall of Famers in the second round of qualifying. After the second round of qualifying, the cut only went up four pins with a score of +17 by Steven Davis. The final day of qualifying saw Amleto Monacelli still hanging on to the lead with a score of +131. Wayne Webb made a huge jump with a score of +217 that vaulted him to second place. Pete Weber was in third with a final score of +324. The top five were all PBA Hall of Famers. Defending champion Mike Edwards only shot 74 over, but that was good enough to get just inside of the top ten. The cut went down two pins with a score of +15 taking only an average of 201 to make match play by Don Jackson. The last cash spot was Barry Zimmermen with a score of +10.

In the first round of match play, Amleto Monacelli defeated Don Jackson 571 to 570. Pete Weber won 734 to Jack Nielson at 694. Walter Ray Williams, Jr. defeated Mike Kanada 824 to 640. Randy Pedersen defeated Eugene Captain 641 to 585. USBC Hall of Famer Jeff Richgels' 603 bested Rob Rice's 538.

In the first elimination round, Tom Baker defeated Pete Argo, Jr. 695-654. Kenny Park defeated Kevin Croucher 674-660. Kent Wagner defeated Sam Carter 701-592. Mark Williams defeated Marc Scherlis 649-616.

The second round of the winners saw Monacelli take on Eric Forkel 730-728. Pete Weber defeated Tish Johnson 639-549. Lenny Boresch, Jr. defeated Ron Winger 675-625. Ron Mohr defeated Johnny Petraglia 669-557.

Mark Williams defeated Roger Kossert 711-603. Kenny Parks defeated Tish Johnson 626-544. Christopher Keene def. Johnny Petraglia 714-633. Bob Learn, Jr. lost to Goergen 643-677.

In the third round of the winners bracket, Pete Weber lost to Lenny Boresch, Jr. 672-705. Walter Ray Williams, Jr. lost to Kerry Painter 665-742. Dave Axton beat Ron Mohr 624-605.

Jumping ahead, Kerry Painter defeated Hugh Miller 610-539. Lenny Boresch, Jr. defeated David Axton 655-626. In the deciding factor for the tournament leader position, Lenny Boresch, Jr. defeated Kerry Painter 630-615.

Running concurrently with the winners bracket finals was the losers bracket. In an incredible match, Pete Weber defeated Walter Ray Williams, Jr. 697-696. Wayne Webb defeated Hugh Miller 647-644. Ron Mohr defeated Rod Tramp 677-599.

In the next round, Pete Weber defeated Ron Mohr 718-687. Wayne Webb defeated Paul McCordic 751-617. This left Pete Weber, Wayne Webb, Robert Brown, and Dave Axon vying for the final three spots in the Stepladder Final.

In the shootout finals for the final three spots between Wayne Webb, Pete Weber, Dave Axton, and Robert Brown; Dave Axton had a 32-pin deficit going into the last two games. In the end, he was able to rebound and get the final spot. Weber got the third position with Webb getting the fourth position.

In the first match, Wayne Webb defeated Dave Axon 212-193. The next match saw two PBA Hall-of-Famers Pete Weber and Wayne Webb. This was a high scoring affair with Weber defeating Webb 247-229. Weber had a great look during the match. Wayne Webb got striking a little bit too late. Weber advanced to the semi-finals in a face-off against Kerry Painter.

In the Semi-finals, Weber ran into transition, but Painter could not capitalize on his opponent's misfortune. Weber was able to hang on and advance to the championship match.

In the Final match, Weber was able to strike on the left lane, but not the right lane. Boresch had the lead for most of the game. Boresch had a chance to double in the 10th to win the title. Unfortunately, Boresch left a split on the first ball giving Weber a chance to mark in the 10th for the win. Weber got up and struck on his bad lane and this gave him his first Masters Title.

CHAMPIONSHIP ROUND STATS

High Game: Pete Weber (247)

Low Game: Kerry Painter (182)

High Match: Pete Weber/Wayne Webb (247-229)

Low Match: Kerry Painter/Pete Weber (182-204)

Tournament Stats

15 Game Cash Number +/-	+10 Barry Zimmerman
15 Game Cut Number +/-	+15 Don Jackson
15 Game Leader +/-	+353 Amleto Monacelli
15 Game Super Sr, Leader+/-	+12 Matt Surina
15 Game Super Sr. Cut Number+/-	-75 Gary Robertson
# of 300 Games	1 – Mark McCreary

Champion

		1. Lennie Boresch Jr. - 205	Pete Weber
	2. Kerry Painter - 182	Pete Weber - 229	
3. Pete Weber - 247	Pete Weber - 204		
4. Wayne Webb - 212	Wayne Webb - 229		
5. Dave Axon - 193			

PBA50 NORTHERN CALIFORNIA CLASSIC

Est. 1958

In the opening round of the Northern California Classic, 71-year old Ron Winger had the lead at +415. He had a high game of 300 (the one and only perfect game in the whole tournament) and a low game of 214. He also had games of 278 and 290. Coming in second was Amleto Monacelli who had a score of 382 over. In third place was Walter Ray Williams, Jr. who was 376 over. Rounding out the top 5 was Bob Learn at +313. After the first day, the cut was at 244 over by Don Blatchford. In the second round, Amleto took the lead at +742. Ron Winger qualified third at 669 over, while Walter Ray was fourth at 665 over. Bob Learn, Jr. was fifth at +630. Ron Mohr and Hugh Miller rounded out the top 8 for the 2-round byes in the early stages of match play. It took a score of +428 by Kevin Foley and Kevin Croucher to make match play. It took a score of +377 to cash by Johnny Petraglia. Dennis Jones was the high Super Senior at +353. Thomas Ream rounded out the low Super Senior at +247. In the round of 24, Bob Rice defeated Kenny Parks 3-2. Croucher defeated Mike Dias 3-0. Webb defeated Nick Morgan 3-1 in the round of 16. Amleto defeated Lenny Boresch 3-1, and Croucher defeated Ron Mohr 3-1. Walter Ray defeated Joe Goldstein 3-2. Learn defeated Bob Rice 3-1. Eagle defeated Dale Traber 3-2. In the round of 8, Croucher defeated Amleto 2-1. Eagle defeated Wayne Webb 2-0. Walter Ray defeated Bob Learn 2-1. The semifinals saw Walter Ray defeat Croucher 259-203. In the other semifinal, Thomas defeated Eagle 248-224. In the championship match, Walter Ray and Thomas tied 223, then they had a 2-ball roll-off with Walter Ray winning 20-19. This was Walter Ray's second PBA50 title of the season vaulting him into the points lead with three tournaments to go.

Championship Round Stats

High Game: 259 Walter Ray Williams, Jr.

Low Game: 203 Kevin Croucher

High Match: Pete Thomas & Dale Eagle
248 - 224

Low Match: Walter Ray Williams, Jr. &
Pete Thomas 223-223

Average winning game: 243.33

Tournament Stats

16 Game Cash Number +/-	+377 John Petraglia
16 Game Cut Number +/-	+428 Kevin Foley & Kevin Croucher
16 Game Leader +/-	+742 Amelto Monacelli
16 Game Super Senior Leader +/-	+353 a-Dennis Jones
16 Game Cut Super Senior	+247 Thomas Ream
# 300's	(1) Ron Winger

Pete Thomas - 248

Pete Thomas - 223 (19)

Dale Eagle - 224


Walter Ray Williams, Jr. - 259

Walter Ray Williams, Jr. - 223 (20)

Kevin Croucher - 203

Walter Ray Williams, Jr.

Champion



PBA50 South Shore Open Presented by DV8

Est. 1958

In the opening round of the South Shore Open Pete Weber had a high game of 269, he was able to lead the first round with a score of 260. Walter Ray Williams Jr. was in second of + 237. There were only three scores that were over 200 as Jeff Richgels scored + 223. Tenth was at + 130 by Paul McCordic. After the first eight games the cut was + 45 by Mike Edwards. The second round of qualifying saw Pete Weber take a commanding lead by 314 pins over Walter Ray Williams Jr. There was only one 300 shot by Ron Mohr in the second round of qualifying. There was a tie for 32nd place as Sammy Ventura and Steve Stein both scored +74. They had a one game roll off to decide the final spot in match play. Sammy Ventura defeated Steve Stein 194 to 164. The last cash spot was Don Blatchford with a score of + 46. Match play rounds started out with the round of 32. PBA Hall of Famer Wayne Webb was defeated by Hara 3-0. Sammy Ventura also was eliminated 3-2 by McCordic. Tom Baker defeated Dale Csuhta 3-1. The round of 24 saw McCordic defeat Darryl Bower 3-1. Pedersen defeated Tom Baker 3-0. Boersch defeated Tom Carter 3-1. Miner defeated Dale Traber 3-2. The Round of 16 saw tournament leader Pete Weber defeated Paul McCordic 3-0. In another match PBA Hall of Famer Walter Ray defeated Christopher Keane 3-0. Pedersen defeated Bryan Goebel 3-1. The next round saw 8 players battling for the four spots for the championship round. These matches were best of three. Weber defeated Dave Bernhardt 2-0. Pedersen defeated Ron Mohr 2-1. Mark Williams defeated Harry Sullins 2-0. Walter Ray defeated Mike Edwards 2-0. In the championship round defeated Pete Weber 267 to 191. In the other semi-final match Walter Ray defeated Mark Williams 244 to 199. In the championship match Mark Williams had a chance to win but left a 7-10 split to give Walter Ray the title. The final score was Walter Ray defeating Mark Williams 217- 198. This gave Walter Ray his third PBA50 title of the year.

Tournament Stats		Championship Round Stats <i>High Game:</i> 267 Mark Williams <i>Low Game:</i> 191 Pete Weber <i>High Match:</i> M Williams (267) P Weber (191) <i>Low Match:</i> Walter Ray Williams Jr (217) Mark Williams (198) <i>Average winning game:</i> 242.66
16 Game Cash Number +/-	+46 Don Blatchford	
16 Game Cut Number +/-	+74 Sammy Ventura & Steve Stein	
16 Game Leader +/-	+653 Pete Weber	
16 Game Super Senior Leader +/-	+ 28 Don Silvia	
16 Game Cut Super Senior	-11 Henry Gonzalez	
# 300's	(1) Ron Mohr	



Mark Williams 267

Mark Williams 198

Pete Weber 191

Walter Ray Williams, Jr. 244

Walter Ray Williams, Jr.

Champion

Walter Ray Williams, Jr. 217

Randy Pedersen -199

PBA 50 Senior/Super Senior Doubles Classic presented by Brunswick

The first round of the PBA 50 Senior/Super Senior Doubles Classic, on the super senior side Jabczenski led the way with + 216. His closet competitor was a 131 pins behind him. On the PBA50 side Amelto Monacelli + 196. Dale Traber was in second with a plus 165 score. Both sides were struggling to get a high score. The cut for the PBA50 division after 8 games was at +20 by Kenny Parks. The cut on the Super Senior division was at +6 by Don Sylvia. In the second round the scores stayed the same as Kenny Parks and Mark Williams tied for the last spot for match play at + 20. Amelto Monacelli led the field with a score of + 371. Don Blatchford led the field with + 146. The cut took a score of -33 by Roy Buckley. The field was set for match play. The 28 bowlers would be paired up for 14 Baker Round Robin Match Play Games, with the top 4 teams advancing to the stepladder finals. All pins would be dropped from qualifying.

In the match play portion of the tournament Petraligia/Webb led the way with a score of + 575. A mere second was Painter/Adcock with a score of + 525. A distant third and fourth were Henson/Goebel and Mora/Weber with a score of +365 and 361.

The opening round of the stepladder finals saw Mora Jr Weber/ take on Henson/Goebel it would be the highest scoring match as Mora/Weber took down Henson/Goebel 236-226. In the semi-finals Mora/Weber took on Painter/Adcock would outscore by 26 pins, as the final match score 220 to 194. In the championship match Painter/Adcock kept on striking two PBA Hall of Famers Johnny Petraligia and Wayne Webb. They defeated them by 80 pins. The final score was 267 to 187. The stepladder finals were a scoring affair with the average winning game being 241.

Tournament Stats

16 Game 50 Cut Number +/-	+20 Mark Williams & K. Parks
16 Game 50 Leader +/-	+ 371 Amleto Monacelli
16 Game Cut Super Senior +/-	-33 Roy Buckley
16 Game Super Senior Leader +/-	+146 Don Blatchford
14 Game Cut Numbers +/-	+361 Mora Jr/Weber
14 Game Leaders +/-	+ 575 Petraligia/Webb

CHAMPIONSHIP ROUND STATS

High Game: 267 Painter/ Adcock
 Low Game: 187 Petraligia/Webb
 High Match 236-226 Mora/Weber vs Henson/Goebel
 Low Match: 220-194 Painter/Adcock vs Mora Jr/Weber
 Average Winning Game: 241



1. Petraligia/Weber-187

Painter/Adcock

2. Painter/Adcock-220

Painter/Adcock-267

3. Henson/Goebel-226

Mora/Weber-194

4. Mora/Weber-236

PBA50 Treasure Island Resort & Casino Open presented Motiv

1958

In the opening round of the last tournament for the PBA50. Tom Baker opened up with a score of +446 in eight games. Michael Shequin bowled a perfect game to claim the second position with a score of +389. Pete Weber was in fourth with a score of +359 just behind him was Walter Ray Williams Jr. and Dale Traber with a score of +329. Kenny Parks also bowled a perfect game in the first round of qualifying. After the first day the cut was at +153 by Bill McCorkle. The second saw Tom Baker still leading the pack with a score of +785. In second was Pete Weber with the score of +770. Patrick King and Ted Staikoff tied for the last spot for early round byes in the early of match play. Marc Lineberry was the number a +322 for the last spot in match play. Lennie Boresch Jr., Jim Knoblauch, and Patrick King all bowled perfect games in the second round of qualifying. In the opening round of match play Wagner beat Bryan Goebel 3-2. Web defeated Scott Lindsey 3-2. Staikoff defeats Marc Lineberry 3-1. In the round of sixteen Weber defeated Kenny Parks 3-0. Mohr defeated Kent Wagner 3-0. Harvey dethrones tournament leader Tom Baker defeating him 3-0. Williams Jr. defeated Kerry Painter 3-1. In the round of eight Harvey defeats Patrick King 2-0. Mohr defeated Lennie Boresch Jr. 2-1. Weber defeated Tim Kauble, Marion 2-0. Williams defeats Michael Shequin 2-0. in the semifinals Harvey demolishes Ron Mohr by bowling a perfect game with a final score of 300-207. Weber defeated Walter Ray Williams Jr. 244-203. for the Championship match Pete Weber defeats Robert Harvey 243-227. This gave Weber his second PBA50 career tour title it also gave him the right to bowl in the PBA50 finals on ESPN during the fifth World Series of Bowling. It also gave him the PBA50 Rookie of the Year award. Making him the first player to get both PBA and PBA50 Rookie of the Year awards.

Tournament Stats

16 Game Cut Number +/-	+322 Mark Lineberry
16 Game Leader +/-	+ 785 Tom Baker
16 Game Super Senior Leader +/-	+ 310 Bill Henson
16 Game Cut Super Senior	+98 Bill Idzor
# 300's	(6) Lennie Borescg Jr., Jim Kanidauch , Patrick King,, Mike Shequin,, Kenny Parks, Robert Harvey

Robert Harvey 300

Ron Mohr 207

Pete Weber 244

Walter Ray Williams 203

Robert Harvey 227

Pete Weber 243

Championship Round Stats

High Game: 300 Robert Harvey

Low Game: 203 Walter Ray Williams Jr.

High Match: 300 to 207 Harvey vs Mohr

Low Match: 244 to 203 Weber vs Williams Jr

Average winning game: 262.33

Pete Weber


Champion

PBA50 Tour ESPN Finals

For the first time in 5 years, the PBA50 Tour has been on television. At the beginning of the season, the PBA announced that the top 3 Point Leaders, at the end of the PBA50 season, would be eligible for the PBA50 ESPN Finals. These 3 bowlers were all PBA Hall of Famers. It seemed like an old television final, with Amleto Monacelli, Pete Weber, and Walter Ray Williams Jr competing. The first match was between Weber and Monacelli, with the winner advancing to face Williams Jr. In the opening match, both players started out with strikes. Weber started out with a double, however, he could not string any more strikes together after the opening double. Amleto started out with strike, spare then 4-bagger. He opened in the 7th frame by leaving the 3-6-10 but only taking out the 3-6. Amleto picked up where he left off by having another 4 bagger at the end of the game. This would give him the win against Weber, 243 to 208.

Championship Round Statistics

Low Game: 204 Amleto Monacelli
High Game: 243 Amleto Monacelli
Average Winning Game: 233.5



	1. Walter Ray Williams Jr.-224	Walter Ray Williams Jr. Champion
2. Amleto Monacelli-243	Amleto Monacelli –204	
3. Pete Weber –208		

Top 10 2013 PBA50 Stats

Position	Bowler	Points	Average	Cashes	Rank Average
1	Walter Ray Williams Jr.	1	3	1	1.7
2	Amleto Monacelli	2	2	3	2.3
3	Pete Weber	6	1	2	3.0
4	Lennie Boresch Jr.	3	5	4	4.0
5	Wayne Webb	4	4	5	4.3
6	Ron Mohr	5	6	6	5.7
7	Tom Baker	7	7	7	7.0
8	Bob Learn Jr.	8	9	8	8.3
9	Bryan Goebel	11	8	10	9.7
10	Hugh Miller	9	10	11	10.0

Season Tournament Stats

Cash Average	209.9
Cut Average +/-	216.6
Leader Average +/-	235.0
Super Senior Leader Average +/-	206.9
Cut Super Senior Average	203.3
Average of 300 games per Tournament	3.4

2013 PBA50 Award Winners

Est. 1958

Robert Harvey Wins PBA50 Dick Weber Sportsmanship Award

Dick Weber Sportsmanship Award Winner Robert Harvey was selected to win the PBA50 Dick Weber Sportsmanship Award.

He had a high finish of 2nd at the PBA50 Treasure Bland Resort and Casino Open presented by Motiv, when he lost to Pete Weber 243-227. The game before, he shot a 300 in the semi-finals. Harvey had a couple of top five finishes he said this season was the most consistent year he ever had. He cashed in all but three tournaments.

Harvey also won the award back in 2010.

Pictured right:
*Robert Harvey,
Dick Weber
Sportsmanship
Award winner*



Timothy Kauble Wins PBA50 Super Senior Player of the Year Award

Timothy Kauble of Marion, OH, becomes the first player to win the PBA50 Super Senior Player of the Year Award. His highest finish was eighth at the Treasure Island Resort Casino Open. Dale Eagle came in a close 2nd. Kauble beat Eagle by 931 points. Keep in mind that he was 18th in points on the regular PBA50 Tour. He averaged 219.25 placing him in 12th place. He jumped into the top twenty in the PBA50 career earnings with earnings of \$219,530. He has one PBA50 title—2008 Lake County Indiana Golden Anniversary Championship—where he beat Hugh Miller 235-185 in the finals. This makes him the first recipient of this award.


Pictured right:
*Timothy Kauble,
PBA50 Super
Senior Player
of the Year*



Pete Weber Wins PBA50 Rookie of the Year Award

Pete Weber becomes the first player to earn both PBA and PBA50 Rookie of the Year Awards. Weber won his first PBA50 title at the USBC Senior Masters. He also won the Treasure Island Resort and Casino Open. He was among the leaders averaging 233.77, he also placed 6th in the PBA50 Point standings and had earnings of \$32,000.00

Pictured right:
*Pete Weber,
PBA50 Rookie
Player of the
Year*




2013 PBA50 Award Winners

PBA50 2013 Player of the Year

Walter Ray Williams, Jr. collected his second consecutive Player of the Year award. He won 3 titles, lead PBA50 Tour in points, placed 3rd and averaged 229.46 in the tour. He was the leader in earnings, and now he has a total of 7 PBA50 Tour Titles. He became the first PBA50 player to receive multiple Player of the Year honors on both the PBA Tour and the PBA50 Tour. He cashed in every tournament he entered. He is definitely one of the greatest players in PBA history.

*Pictured Right:
Walter Ray
Williams,
PBA50 Player*



PBA League

Est. 1958

On October 19, 2012, the PBA announced that for the 2012-2013 season they will do a PBA League.

The league is named after PBA founder Eddie Elias. The winner of the league will receive the Elias Cup.

This will be a team format. The teams will consist of eight teams of five players. Each team is headed by each of the top eight of 2011-2012 point season: Sean Rash, Jason Belmonte, Mike Fagan, Pete Weber, Osku Palermaa, Norm Duke, Bill O'Neill, and Chris Barnes. The teams will each be represented by a city.

Each Franchise Player will draft their players during the 2012 World Series of Bowling. The draft will be on November 9th, and it will be featured on Xtra Frame.

The competition format will begin at the Winter Swing at Thunderbowl in Allen Park, Michigan. During the qualifying portion of the Carmen Salvino Classic, Mark Roth Classic, Don Carter Classic, and the Earl Anthony Players Championship the team members will be posting their scores for the top three spots for stepladder finals of the Elias Cup. The other five teams will be involved with a "shootout" round to determine the fourth and final spot for the stepladder final.

In the first round, the top five teams will play based on their 32-game cumulative totals.

The television finals will be aired on January 27, February 10, February 17, March 3, and March 24.

The finals will be aired on April 7th, held at Woodland Bowl in Indianapolis with the top four teams bowling in a stepladder format.

The winning team will get \$75,000 dollars with second getting \$30,000, third place getting \$20,000, and fourth place \$10,000.

The players will also get a "salary". The first round picks will get \$10,000, second round \$7,000, third round \$5,000, fourth \$3,000, and fifth \$2,000.

The winning team will receive the Elias Cup traveling trophy. For more information log on to PBA.com

PBA League Format and News

Est. 1958

PBA League Format

Round 1

All bowlers bowled 32 games of qualifying for their team score during the Winter Swing.

Round 2 – Round 5

Teams 1-3 are already seeded in the step ladder finals. While Teams 4-8 bowl in a clash round where the highest team that did not make the step ladder finals gets 4 bowlers. The fifth place team gets three bowlers, the sixth place team gets two bowlers, and the seventh and eighth place teams each get one bowler. The bowlers each bowl one ball with the lowest score eliminated until there is one team left. This team will get to go into the step ladder finals. In the step ladder finals, the number three team bowls against the number 4 team. The winner of that match bowls against the number two team, and the winner of that match bowls against the number one team. Each of these rounds, teams earn points according to how they finish. The final fifth round, the top four teams advance to the Elias Cup Finals held at Woodland Bowl in Indianapolis.

Duke Picks Page in the Inaugural PBA League Draft

On November 9th, 2012 the first inaugural PBA Draft took place with every bowling fan wondering who was going to be drafted first. Norm Duke picked Rhino Page. The second player to choose was Pete Weber. He picked Tommy Jones. His first pick wasn't going to be anyone else. Pete had the utmost respect for Tommy Jones. The third was Bill O'Neill. His pick was Mika Koi-vuniemi. Jason Belmonte went next. He picked Big Nasty Wes Malott. Next was Mike Fagan. His first pick was Tom Smallwood. Sean Rash went after Fagan. His first choice was Ryan Ciminelli. Chris Barnes was next in line and selected Don Barrett. Last but not least was Osku Palermaa. His pick was Martin Larsen.

Osku got to go first in the next round. His second round pick was Dan Maclelland. Chris Barnes was next in line. He picked Josh Blanchard. Sean Rash was third in line. His second round pick was Ryan Shafer. Mike Fagan's second choice was Mike Scroggins. Jason Belmonte's next pick was Andres Gomez. Bill O'Neill was following. His second pick was Chris Loschetter. Pete Weber chose Scott Norton. Norm Duke went last in the second round, and his pick was Amleto Monacelli.

The PBA League will start January 19, 2013 when the Winter Swing will take place. The team score will include the qualifying from the Carmen Salvino Classic, the Mark Roth Classic, the Don Carter Classic, and the Earl Anthony Player Championship. At the conclusion of these events the teams will be ranked accordingly. All of the PBA League matches will be a Baker format with each bowler bowling two frames in each game.

The PBA League Is Set with the Eighth and Final Owner

On January 15, 2013 the PBA announced the eighth and final owner. Jesse Williams of Grey's Anatomy is now the owner of the Brooklyn Styles team. The team consists of Sean Rash, Walter Ray Williams Jr., Ryan Shafer, Ryan Ciminelli, Jason Sterner, and Tom Hess. All five of these guys make up the Brooklyn Styles.

Williams is best known for his role as Dr. Jackson Avery on ABC's Grey's Anatomy. He has also starred in the feature films *The Sisterhood of the Traveling Pants 2* and *The Cabin in the Woods*.

Williams is a bowler himself and has competed in the PBA's Celebrity All-Stars Tournament. He even won that event's Celebrity Shoot-out competition in 2012.

Billie Jean King Trades Angelo for Kulick as the First Trade in the PBA League

On January 14, 2013 the first PBA trade took place as Billie Jean King, owner of the New York WTT Kingpins, traded Brad Angelo for Kelly Kulick. Angelo went to the Motown Muscles where he will join Mike Fagan, Tom Smallwood, Mike Scroggins, Ronnie Russell, and Jessie Buss. Angelo was a supplemental pick for the New York WTT Kingpins. He went to the Motown Muscles. However, Kulick went to the New York WTT Kingpins where she will join Pete Weber, Tommy Jones, Scott Norton, Jack Jurek, and John Syczerbinski. The PBA League will make its debut on January 19, 2013 at the PBA Winter Swing. Kulick and Angelo were both supplemental picks in the first PBA League draft. The first PBA League round one will be televised on February 10, 2013.

Team Description	Qualifying Rounds of the Winter Swing					
	<i>Salvino</i>	<i>Roth</i>	<i>Carter</i>	<i>Anthony</i>	<i>Average</i>	<i>Total</i>
TEAM - Dallas Strikers						
OWNER - Terrell Owens						
CAPTAIN - Norm Duke	1,648	1,852	1,865	1,896	226.91	7,261
Rhino Page	1,600	1,633	1,905	1,954	221.63	7,092
Amleto Monacelli	1,768	1,777	1,902	1,956	231.34	7,403
Bryon Smith	1,707	1,728	1,627	1,840	215.69	6,902
Michael Machuga	1,936	1,748	1,781	1,815	227.50	7,280
Mike Wolfe (Supplemental)						-
Total					224.61	35,938
TEAM - New York City WTT KingPins						
OWNER - Billie Jean King						
CAPTAIN - Pete Weber	1,874	1,843	1,780	1,786	227.59	7,283
Tommy Jones	1,789	1,672	1,836	1,820	222.41	7,117
Scott Norton	1,941	1,912	1,919	1,857	238.41	7,629
Jack Jurek	1,624	1,823	1,685	1,709	213.78	6,841
John Szczerbinski	1,702	1,786	2,060	1,756	228.25	7,304
Kelly Kulick (Supplemental)						-
Total					226.09	36,174
TEAM - Philadelphia Hitmen						
OWNER - Kevin Hart						
CAPTAIN - Bill O'Neill	1,915	1,826	1,814	1,722	227.41	7,277
Mika Koivuniemi	1,817	1,921	1,743	1,822	228.22	7,303
Chris Loschetter	1,797	1,897	1,617	1,843	223.56	7,154
Mike DeVaney	1,845	1,695	1,896	1,949	230.78	7,385
Dick Allen	1,720	1,559	1,758	1,727	211.38	6,764
Dino Castillo (Supplemental)						-
Total					224.27	35,883
TEAM - L.A.X.						
OWNER - Chris Paul						
CAPTAIN - Jason Belmonte	1,758	1,756	1,852	1,958	228.88	7,324
Wes Malott	1,708	1,814	1,962	1,820	228.25	7,304
Andres Gomez	1,881	1,646	1,708	1,857	221.63	7,092
Parker Bohn III	1,767	1,663	1,724	1,913	220.84	7,067
Dave Wodka	1,782	1,780	1,809	1,770	223.16	7,141
Ildemaro Ruiz (Supplemental)						-
Total					224.55	35,928

PBA League Pinfall in the Winter Swing

Est. 1958

Team Description	Qualifying Rounds of the Winter Swing					
	<i>Salvino</i>	<i>Roth</i>	<i>Carter</i>	<i>Anthony</i>	<i>Average</i>	<i>Total</i>
TEAM - Detroit Motown Muscle						
OWNER - Jerome Bettis						
CAPTAIN - Mike Fagan	1,764	1,770	1,648	1,772	217.31	6,954
Tom Smallwood	1,953	1,858	1,643	1,782	226.13	7,236
Mike Scroggins	1,726	1,888	1,831	1,857	228.19	7,302
Ronnie Russell	1,859	1,827	1,860	1,991	235.53	7,537
Jesse Buss	1,669	1,875	1,717	1,877	223.06	7,138
D.J. Archer (Supplemental) *						-
Total					226.04	36,167
TEAM - Brooklyn Styles						
OWNER - Jesse Williams						
CAPTAIN - Sean Rash	1,886	2,029	1,817	1,872	237.63	7,604
Ryan Ciminelli	1,668	1,860	1,793	1,910	225.97	7,231
Ryan Shafer	1,801	1,675	1,946	1,822	226.38	7,244
Walter Ray Williams Jr	1,676	1,675	1,950	1,861	223.81	7,162
Jason Sterner	1,725	1,752	2,021	1,664	223.81	7,162
Tom Hess (Supplemental)						-
Total					227.52	36,403
TEAM - Silver Lake Atom Splitters						
OWNER - Chris Hardwick						
CAPTAIN - Chris Barnes	1,763	1,721	1,864	1,760	222.13	7,108
Dom Barrett	1,806	1,840	1,872	1,853	230.34	7,371
Josh Blanchard	1,718	1,792	1,816	1,946	227.25	7,272
Stuart Williams	1,790	1,590	1,900	1,880	223.75	7,160
Nathan Bohr	1,763	1,832	1,746	1,797	223.06	7,138
Jon VanHees (Supplemental)						-
Total					225.31	36,049
TEAM - Pittsburgh Jack Rabbits						
OWNER - LaMarr Woodley						
CAPTAIN - Osku Palermaa	1,783	1,742	1,838	1,885	226.50	7,248
Martin Larsen	1,707	1,727	1,853	1,783	220.94	7,070
Dan MacLelland	1,670	1,637	1,879	1,760	217.06	6,946
Patrick Allen	1,946	1,704	1,795	1,919	230.13	7,364
Thomas Larsen	1,643	1,782	1,639	1,872	216.75	6,936
Anthony LaCaze (Supplemental)						-
Total					222.28	35,564

PBA League Logos



Opening Round of PBA League

Est. 1958

The Brooklyn STyLES won the opening round of the PBA League at Thunderbowl in Allen Park Michigan. They did it by defeating New York City WTT KingPins 225-215 in the championship game. Rash doubled in the tenth to win the first round of the PBA League. They earned 18 points from the victory. In the semi-final, the Kingpins defeated Motown Muscle 226-191. In this game, both teams were matching strikes and spares before Jones opened a lead in the sixth for the KingPins.

Champion
STyLES

		1 STyLES - 225	
		2 KingPins - 226	KingPins - 215
3 Motown Muscle - 214		Motown Muscle - 191	
4 Strikers - 278	Strikers - 194		
5 Atom Splitters - 171			

High Game – 278 Strikers

Low Game – 171 Atom Splitters

High Match – Match 1 Strikers v. Atom Splitters 278-171

Low Match – Match 2 Motown Muscle v. Strikers 214-194

Average winning game – 235.75

Standings after first round

Brooklyn STyLES – 18

New York City WTT KingPins – 12

Motown Muscle – 9

Strikers – 8

Atom Splitters – 6

LA X – 5

Hitman – 3

Round Two of PBA League

Rhino Page won the Clash Round for the Dallas Strikers which gave them the opportunity to get more points in the Second Round of the PBA League. However, the KingPins got on a roll by averaging 223.33 through the stepladder finals. This moved them into the points lead with three rounds to go.

		1 Hitmen - 198
	2 Motown Muscle – 192	KingPins – 222
3 KingPins – 223	KingPins – 225	
4 Strikers – 191		

Champion
KingPins

- High Game – 225
- Low Game – 191
- High Match – Championship Match KingPins v. Hitmen 222-198
- Low Match – Match 1 KingPins v. Strikers 223-191
- Average winning game – 223.33

Standings after first round

- New York City WTT KingPins – 24
- Brooklyn STyLES – 20
- Motown Muscle – 15
- Strikers – 13
- Hitman – 11
- Atom Splitters – 9

Round Three of PBA League

Est. 1958

Mike DeVaney won the Clash round, giving the Philadelphia Hitmen the right to bowl in the third round of the stepladder. The first match saw Philadelphia defeat the Brooklyn Styles soundly 214-196. In the semi-finals, the Hitmen ran into a hard time hitting the pocket, and could only get 162. The New York KingPins shot 211, advancing to a show-down with the Motown Muscle in the championship round. Scott Norton had a chance to win the match, by striking the first ball in the tenth frame, but he came up short, leaving the seven pin. This gave the Muscle the win.

		1 Motown Muscle – 195	<u>Champion</u> Motown Muscle
		2 New York KingPins – 211	
3 Brooklyn Styles – 176	Philly Hitmen – 162	New York KingPins – 193	
4 Philly Hitmen – 214			

High Game – 214 (Philly Hitmen)

Low Game – 162 (Philly Hitmen)

High Match – Semi-finals: Brooklyn Styles v. Philly Hitmen (214-176)

Low Match – Round 1: New York KingPins v. Philly Hitmen (211-162)

Average winning game – 206.7

Standings after three rounds

New York City WTT KingPins – 32

Motown Muscle – 27

Brooklyn STyLES – 25

Hitmen – 17

Strikers – 16

Atom Splitters – 13

L.A. X – 11

Jack Rabbits – 4

Round Four of PBA League

Est. 1958

Mike Scroggins won the Clash round, giving the Motown Muscle the right to bowl in the fourth round of the stepladder. The first match saw Motown Muscle defeat the Silver Lake Atom Splitters 210-199. In the semi-finals, the Motown Muscle struggled against the New York Kingpins as they shot the high game of the round of 249. The Motown Muscle could only manage to shoot a 192 in the semi-finals. The New York WTT Kingpins kept on striking as they defeated the Brooklyn Styles 243-199. This gave the Kingpins a nine point lead over the Brooklyn Styles and Motown Muscle going in to the fifth round of the PBA League.

		1 Brooklyn STyles- 199	<u>Champion</u> New York WTT Kingpins
		2 New York WTT King- Pins – 249	
3 Silver Lake Atom Splitters-199	Motown Muscle- 192	New York WTT KingPins – 243	
4 Motown Muscle-210			

High Game – 249 (New York City WTT Kingpins)

Low Game – 192 (Motown Muscle)

High Match – Championship: Brooklyn STyles v. New York WTT Kingpins (243-199)

Low Match – Round 1: Motown Muscle v. Atom Splitters (210-199)

Average winning game – 234

Standings after four rounds

New York City WTT Kingpins- 44

Motown Muscle and Brooklyn STyles -33

Dallas Strikers-20

Philadelphia Hitmen and Silver Lake Atom Splitters-18

L.A.X.- 14

Pittsburgh Jack Rabbits- 6

Round Five of PBA League

Est. 1958

Chris Barnes won the Clash Round, giving the Silver Lake Atom Splitters a chance in the stepladder finals. The first game saw the Atom Splitters take down the Motown Muscle by a score of 279-215. In the semi-finals, though, they lost by only one pin to the L.A. X 207-206. In the championship match, L.A. X got striking and defeated the Dallas Strikers 257-214. The final teams that will go on to the championship for a chance to win the Elias Cup are: the New York City WTT Kingpins, Motown Muscle, BROOKLYN STYLES, and Dallas Strikers.

		1 Dallas Strikers 214	<u>Champion</u> L.A. X
	2 L.A. X-207	L.A. X-257	
3 Motown Muscle-215	Silver Lake Atom Splitters-206		
4 Silver Lake Atom Splitters-279			

High Game – 279 (Silver Lake Atom Splitters)

Low Game – 206 (Silver Lake Atom Splitters)

High Match – Round One: Motown Muscle v. Silver Lake Atom Splitters (215-279)

Low Match – Round 2: L.A. X v. Atom Splitters (207-206)

Average winning game – 247.7

Standings after five rounds:

New York City WTT Kingpins - 45

Motown Muscle - 38

Brooklyn STyles - 36

Dallas Strikers – 28

--Did Not Advance--

L.A.X. - 26

Silver Lake Atom Splitters – 24

Philadelphia Hitmen - 20

PBA League Elias Cup Finals

In the opening match of the PBA League Elias Cup Finals, the Dallas Strikers got lined up and threw strikes, defeating the Brooklyn Styles 217-172. BROOKLYN STYLES struggled in the opening match against the Dallas Strikers. The Dallas Strikers lived up to their name striking at every opportunity at the end of the first game.

Motown Muscle teammate Mike Scroggins was replaced by supplemental player D.J. Archer due to Scroggins' injury at the Tournament of Champions. The Motown Muscle was able to find a way to strike and go on to face the NYC WTT KingPins in the championship game.

In this championship match, it was a two-game total pinfall format. After the first game, the Motown Muscle was down 21 pins (202-181), going into the last game. However, in the final game, the KingPins threw the last seven strikes. With the match in hand, Weber subbed in supplemental player Kulick to throw the last two shots of the game. Kulick struck both shots to claim the first inaugural Elias Cup for the NYC WTT Kingpins.

CHAMPIONSHIP ROUND STATS

High Game: NYC WTT KingPins (238)

Low Game: BROOKLYN STyLES (172)

High Match: NYC WTT KingPins/Motown Muscle (202/238)

Low Match: Dallas Strikers/BROOKLYN STyLES (217/172)

Average Winning Game: 224.25

Champion

1. NYC WTT KingPins -
440

*NYC WTT
KingPins*

2. Motown Muscle
- 216

Motown Muscle - 407

3. Dallas Strikers - 217

Dallas Strikers -
190

4. BROOKLYN STyLES - 172

High 5 Gear USA vs. World

In the High 5 Gear USA vs. the world the format was 1 game singles, 1 game alternate shot doubles, 1 game trios, and the final game was a Baker team game. The first three games were worth 1 point, but the Baker game was worth 3 points with 6 points available. The singles match saw Barnes take on Mika. Barnes took the win over Mika 265-233. This put the USA at a 1-0 lead. Rash chose Duke and Weber to take on Williams and Barrett in the 1 game alternate shot doubles. In this game, Stew and Dom won this game with demolishing score of 258-166. In the trios, it was Rash, O'Neill, and Fagan versus Belmonte, Osku, and Monacelli with USA winning 234-219. This left the score at USA-2 The World-1. In the Baker finals, the teams consisted of Duke, O'Neill, Fagan, Barnes, and Rash for USA, and the worlds team was Gomez, Monacelli, Osku, Belmonte, and Barrett.

It looked like the USA was going to take the advantage early in the match; however, Rash and Duke had a couple of splits in the 5th and 6th frame. By that time, the World had started to strike, resulting in their victory. The World won 211-183 and their team won the event 4-2 points.

PBA League Challenge

Est. 1958

PROFESSIONAL BOWLERS ASSOCIATION

PBA League Challenge

The PBA League Challenge featured the eight franchise players from each of the PBA League Teams. Pete Weber being the WTT Kingpins. Norm Duke with the Dallas Strikers. Mike Fagan with the Motown Muscle. Bill O'Neill representing the Philadelphia Hitmen. Sean Rash with the Brooklyn STyLES. Osku Palmera with the Pittsburgh Jackrabbits. Every team was presented a new challenge each week. The winner would receive money for the charity of their choice. Week number one was the blind bowling each bowler had the ninth and tenth frame to get their final score. A curtain was blocking the pins. The pins and the arrows so the player could not see where the bowl was thrown at the arrow. They also could not see what they knocked down. Week number two was the time to strike. Each franchise player had 90 seconds to get as many strikes as they could. Week three was the obstacle course. They put toy bowling pins on the lane. The players had one shot inside and one shot outside. The third shot the competitors choose what shot the player would throw from. If they knocked the toy pins their shots would count as zero. Week four was the T.O. Challenge named after Terrell Owens would throw a shot, each of them would have to match what he did and not exceed or fall short of what points he scored. Before every week Terrell would draw the name of the franchise team player who take on a challenge.

Blind Bowling

Pete Weber of the WTT Kingpins went perfect in the blind bowling, scoring a 60 in the ninth & tenth frame. Norm Duke of the Dallas Strikers got a 49 for his score. This was good enough for second place. Sean Rash of the Brooklyn STyLES scored a 48. Chris Barnes and Jason Belmonte tied for fourth with a score of 40. Mike Fagan and Bill O'Neill tied for fifth with a score of 39. Finally rounding out the scores was Osku Palermaa at sixth place with a score of 38.

Overall Points

1st Weber & O'Neill 17.5
2nd Belmonte 16
3rd Barnes, Duke, and Rash 12
4th Fagan 9.5
5th Palermaa 3.5

Time to Strike

Bill O'Neill and Jason Belmonte tied with five strikes. Belmonte had six strikes except it did not count because the sixth strike was after the time ran out. Between O'Neil and Belmonte they had a sudden death roll off after tying the first ball with a score of 7. O'Neil won the second ball with a 9. The rest of the field came in with following places and scores. Barnes and Fagan in third with four strikes. Rash in fifth with three strikes.

Overall Points

Obstacle Course

Sean Rash of the Brooklyn STyLES and Osku Palmera tied with a score of 28. Rash won the roll off against Palmerra 9 to 6. Bill O Neil and Chris Barnes also tied with a score of 27. Jason Belmonte came in fifth with a score of 26. Norm Duke of the Dallas Strikers finished in sixth place with a score of 25. The Motown's Muscle Mike Fagan came in second to last place with a score of 19. While Pete Weber of the WTT Kingpins rounded out the field with a last place finish of 16 strikes.

Overall Points

1st Sean Rash 27
2nd Bill O'Neill 24.5
3rd Jason Belmonte 20
4th Chris Barnes 19
5th Pete Weber 18.5
6th Norm Duke 15
7th Osku Palermaa 14.5; 8th place Mike Fagan 11.5

T.O. Challenge

Jason Belmonte struck to match what Terrell did in the opening round. This gave Belmonte the lead and win in the PBA League challenge. T.O. threw a strike for Pete Weber to match. If Weber had struck it would have made Belmonte bowl extra to win the PBA League challenge. Except Weber threw a great shot but unfortunately left the 7 pin standing.

Jason Belmonte of the L.A. X. came in first with 15 points. Chris Barnes of the Atom Splitters trailed to second with 11 points. Third place was crowded with a three way tie between Osku Palermaa, Mike Fagan, and Pete Weber at 6 points. The fourth place standing was jointly held by Norm Duke and Sean Rash with 2 and half points each.

Final Standings

With Belmonte winning the T.O. Challenge this propelled him to first place with 35 points. The Chris Paul Foundation received the charitable winnings for Belmonte's efforts.

Overall Points after four events

1. Jason Belmonte, L.A. X., 35 points
2. Chris Barnes, Silver Lake Atom Splitters, 30.
3. Sean Rash, Brooklyn STyLES, 29.5
4. Mike Fagan, Motown Muscle, 27.5
5. Bill O'Neill, Philadelphia Hitmen, 25.5
6. Pete Weber, New York City WTT KingPins, 24.5
7. Osku Palermaa, Pittsburgh Jack Rabbits, 20.5 points
8. Norm Duke, Dallas Strikers, 17.5



2012-13 PBA Regional Award Winners

South Region:

- *Player of the Year:* Kyle Troup
- *Senior Player of the Year:* Tom Baker
- *Rookie of the Year:* Anthony Colosimo
- *Pat Patterson Award Winner:* Todd Wilson

East Region:

- *Player of the Year:* Ryan Shafer
- *Senior Player of the Year:* John Conroy
- *Rookie of the Year:* Gary Haines
- *Pat Patterson Award Winner:* Cecil Raymond

Central Region:

- *Player of the Year:* E.J Tacket
- *Senior Player of the Year:* Kenny Rogers
- *Rookie of the Year:* T.J. Schmidt
- *Pat Patterson Award Winner:* Tony Johnson

Midwest Region:

- *Player of the Year:* Dave Beres
- *Senior Player of the Year:* Pete Weber
- *Rookie of the Year:* Eric George
- *Pat Patterson Award Winner:* Frank Miceli

West & Northwest Region:

- *Player of the Year:* Chris Warren
- *Senior Player of the Year:* Kent Wagner
- *Rookie of the Year (West):* Dean Rishards
- *Pat Patterson Award Winner (West):* Bryan Williams
- *Pat Patterson Award Winner (NW):* Dave Husted

Southwest Region:

- *Player of the Year:* Joe Findling
- *Senior Player of the Year:* Mark Williams
- *Rookie of the Year:* Roger Petrin
- *Pat Patterson Award Winner:* David Tullos

35 Players Sent to the 2012 WSOB

Est. 1958

On September 10, 2012, the PBA announced the 35 players that got a free entry into the 4th World Series of Bowling. Each region had 4 animal pattern tournaments: the Cheetah, Scorpion, Viper, and Chameleon. The bowlers had a couple of ways in which they could win a spot in the WSOB. The first way— they could pay a \$50 entry fee in each of these tournaments , and the highest finishing position would get the spot for the WSOB. The second way — if a bowler thought he could do well on all four patterns and be the point leader after all four tournaments, he would then receive the spot and not have to pay the \$50 entry fees.

The chart shows the winner in each of the four tournaments for each region. It also shows the bowler who got the entry in each tournament.

In the Central Region, for the Viper tournament, Ronnie Russell won the tournament and also won the spot for a free entry in the World Series of Bowling.

Chris Warren dominated the Northwest Region, winning three of the four tournaments. He won the Chameleon, Cheetah, and Viper tournaments. If that isn't domination, I don't know what is. Chris Warren is probably the greatest player in the Northwest Region. He has also won six PBA Tour titles, including a USBC Masters. He is one of the greatest bowlers of the PBA without having 10 titles. Bryon Smith was the point leader for the Northwest Region.

Some of the other great bowlers that won these tournaments were Pete Weber, Walter Ray Williams Jr., Mike Scroggins, and Wes Malott. All of these bowlers have won on the PBA Tour and know how to strike.

Region	Pattern	Winner	WSOB Entry Spot
EAST	Chameleon	Adam Baer	Greg Ostrander
EAST	Viper	Ryan Shafer	Brad Angelo
EAST	Scorpion	Greg Bruff	Joe Paluszek
EAST	Cheetah	Bill O'Neill	Bill O'Neill
EAST	Points		Ryan Shafer
SOUTH	Viper	Zach Brown	Kyle Troup
SOUTH	Chameleon	Rhino Page	Scott Newell
SOUTH	Cheetah	Jason Mahr	Walter Ray Williams Jr.
SOUTH	Scorpion	Walter Ray Williams Jr.	Mike Williams II
SOUTH	Points		Jason Sterner
CENTRAL	Viper	Ronnie Russell	Ronnie Russell
CENTRAL	Cheetah	Jack Jurek	Jack Jurek
CENTRAL	Chameleon	Connor Pickford	Brian Himmler
CENTRAL	Scorpion	Joe Ciccone	Joe Ciccone
CENTRAL	Points		Jeff Zaffino
SOUTHWEST	Viper	Chris Hibbitts II	Kevin Mitchell
SOUTHWEST	Cheetah	Mike Scroggins	Mike Scroggins
SOUTHWEST	Chameleon	Mike Scroggins	Chris Barnes
SOUTHWEST	Scorpion	Nathan Bohr	Dino Castillo
SOUTHWEST	Points		Nathan Bohr
MIDWEST	Scorpion	Jason Wojnar	Anthony LaCaze
MIDWEST	Chameleon	Pete Weber	Tom Hess
MIDWEST	Viper	Dave Traber	Dave Beres
MIDWEST	Cheetah	Dave Traber	Eugene McCune
MIDWEST	Points		Dave Traber
WEST	Cheetah	Dennis Horan Jr.	Dave Wodka
WEST	Scorpion	Jim Pratt	PJ Haggerty
WEST	Viper	Allen Blansette	Allen Blansette
WEST	Chameleon	Sean Rash	Sean Rash
WEST	Points		Jeff Frankos
NORTHWEST	Chameleon	Chris Warren	Chris Warren
NORTHWEST	Cheetah	Chris Warren	Tony Reyes
NORTHWEST	Scorpion	Wes Malott	Wes Malott
NORTHWEST	Viper	Chris Warren	Thomas Ault Jr.
NORTHWEST	Points		Bryon Smith

Regional Players Invitational

Est. 1958

There are six Regional Players Invitationals. From July 1st 2012 to July 15th 2013 all regions had the point list for the RPI. The top 48 players after a year of competition had an option of being involved with the Regional Players Invitational. The top 15 got a free entry into the tournament. The rest of the field had to pay a \$220 entry fee. The tournament format was all bowlers bowled 12 games of qualifying with the 16 advancing to single elimination match play. With the top 4 getting two byes in the early stages of match play, and the 5th through 8th would receive one bye of match play. The preliminary rounds of match play would involve the best 3 of 5 matches with the winners moving on in the next round. These tournaments would have a 1:2 ratio cashing. The winners of these tournaments would get \$6,000 cash and a free entry in the 5th World Series of Bowling. Additionally, all of the winners of the 6 RPIs would have a chance to win a spot in the 2014 Tournament of Champions. There would be three in each semi-final match with the top score advancing to the championship match. Those two bowlers would advance to the championship match and bowl for the spot at the 2014 Tournament of Champions.

South Regional Player's Invitational

In the South Regional Player's Invitational the scores were awfully low. As it only took a score of minus 9 by David O'Sullivan to make the match play cut and it only took of minus 85 to cash by Ronnie Horton. Randy Weiss was the qualifying leader with a score of plus 291. His closest competitor was 123 behind him. There was only one 300 game shot by Jason Sterner. It took a score of plus 82 by Gary Faulkner to receive a one round bye in the opening round of match play. Kyle Troup was the last one to get the two rounds in the first two rounds of match play.

The round of sixteen saw Jason Sterner defeated Jeff Schrum 3 -1. Some other matches were David O' Sullivan defeated Lee Vanderhoef 3-1. Finally Chris Collins defeated Blaine Anderson 3-2. The next round saw twelve bowlers best of five series this was with the bowlers received one byes. O'Sullivan upset Gary Faulkner 3-0. Troup defeated Chris Collins 3-2. Sterner defeated Kip Roberts 3 -2. The next round saw the top four qualifiers join the winners of the round of 12. In these matches was the last best of five. The top four qualifiers of the qualifying rounds just had to bowl one best of five match to get into the championship round. In this round the tournament leader Randy Weiss defeated David O' Sullivan 3 -1. Sterner defeated Jeremy Mooney 3 -1. The other matches were Newell defeating Dick Allen and Daugherty defeating Kyle Troup both 3-1. In the semi-final round Sterner defeated Scott Newell in a low scoring affair 185-172. The other semi-final tournament leader Randy Weiss was eliminated by scoring 217 against Daugherty's 229. The championship match saw Tom Daugherty defeated Jason Sterner 219 to 209. Daugherty received a free spot into the fifth World Series of Bowling, plus a chance to win a spot in the 2014 Tournament of Champions.

Tournament Stats	
12 Game Cash +/-	-85 Ronnie Horton
12 Game Cut +/-	-9 David O' Sullivan
12 Game Cut For One Bye+/-	+ 82 Gary Faulkner
12 Game Leader For One Bye +/-	+ 126 Kyle Troup
12 Game Cut For Two Byes +/-	+148 Tom Daugherty
12 Game Leader For Two Byes +/-	+291 Randy Weiss
#300 Games	(1) Jason Sterner

Championship Round Statistics
Low Game 172-Scott Newell
High Game 229 Tom Daugherty
Low Match Sterner/Newell 185-172
High Match Daugherty/Weiss 229-217
Average Winning Game 211

Tom Daugherty-229

Randy Weiss-217

Jason Sterner-185

Scott Newell-172

Tom Daugherty-219

Jason Sterner-209

Tom Daugherty

MidWest Regional Player's Invitational

Est. 1958

At the Midwest Regional Player's Invitational (RPI), Brett Cunningham lead the first block at +213. He had a 73-pin lead over Dave Beres. Tom Hess was in third place with a score of +119. The cut was +33 by Robert Flaws. In the second round of qualifying, Dave Traber lead with a score of +215, with Hess was three pins behind. It took a score of +153 by William Guszczko to get a two-round bye in the early rounds of match play., and took a score of +105 to get a one-round bye. The 12-game cut score was +50 by Joe Zokal. Finally, the cash number was -9, set by Matthew Tomsu.

The round of 16 saw Jeff Richgels defeat Richard Kidd (3-0) and Anthony LaCaze defeat Dan Perry (3-1). In the round of 12, Beres defeated Richgels (3-0). After typing at 195, Beres won 20-19 on a two-ball roll-off for the deciding game three. Jason Poli also defeated Lacaze (3-2). In the round of 8, Hess defeated Jesse Buss (3-1) and Beres defeated Guszczko (3-1).

In the semi-finals, Hess took down Cunningham by a score of 227-187. In the other semi-final match, Beres won against Nathan Michalowski 201-195. In the championship match, Beres defeated Hess 225-205. This was Beres' sixth career PBA regional title and his second in six weeks. He earned a spot in the fifth World Series of Bowling and a spot in the RPI Finals for a chance to qualify for a spot in the 2014 Tournament of Champions.

Tournament Stats

12 Game Cash +/-	-9 (Matthew Tomsu)
------------------	--------------------

12 Game Cut +/-	+50 (Joe Zokal)
-----------------	-----------------

12 Game Cut For One Bye+/-	+105 (T.P. Petersen)
----------------------------	----------------------

12 Game Leader For One Bye +/-	+145 (Dave Beres)
--------------------------------	-------------------

12 Game Cut For Two Byes +/-	+153 (William Guszczko)
------------------------------	-------------------------

12 Game Leader For Two Byes +/-	+215 (Dale Traber)
---------------------------------	--------------------

#300 Games	(0)
------------	-----

Championship Round Statistics

Low Game: 187 (Brett Cunningham)

High Game: 227 (Dave Beres)

Low Match: 201-195 (Beres v. Michalowski)

High Match: 225-205 (Beres v. Hess)

Average Winning Game: 217.7

Tom Hess - 227

Brett Cunningham - 187

Dave Beres - 201

Nathan Michalowski - 195

Tom Hess - 205

Dave Beres - 225

Champion

Dave Beres

Central Regional Player's Invitational

Est. 1958

In the Central RPI Tom Smallwood lead the qualifying with a score of +322 for 12 games. It took a score of +71 to advance to match play by Matt White. It took a score of -9 to get the last spot to cash. Ronnie Russell was the number to get a two round bye in the early of match play. It took a score of +112 by Mika Koivuniemi to get a one round bye. Chris Loschetter qualified 14th with a score +85. There were only bowlers who scored 100 over or better. The first round of match play saw Loschetter defeat Mason Brantley. Todd Book defeated Matt White 3-1. Jeffery Edwards defeated E. J. Tacket 3-2. In the round of 12 Loschetter defeats Zaffino 3-0. Mika defeated Book 3-1. Patrick Dombrowski defeated Eugene McCune 3-1. In the round of 8 Mika had a chance to extend the match. The third game Mika needed a mark to win, but in the 10th frame he failed to win the game, in the sudden death both Smallwood and Mika started the first two balls with strikes. The third Smallwood got 8 which Mika only had to get 9 for the win, instead he fell short by 1 and only got a 7 count. In the next game Mika couldn't lined up properly. Smallwood was starting to strike and went on to defeat Mika, 3-1. In the other matches Dombrowski defeated Ronnie Russell 3-0, Brian defeats Chris 3-0, and Novak defeats Nidiffer 3-2. In the semifinals Smallwood defeated Patrick Dombrowski 211-205. Brian Kretzer Defeated Brandon Novak 223-194. In the Championship Match Kretzer defeated Smallwood 215-200. Kretzer Won \$6,000 and a spot in the fifth World Series of Bowling and a spot in the RPI Final show. This was Kretzer 16th career PBA regional title.

Tournament Stats

12 Game Cash +/-	-9 Rick Zakrassek
12 Game Cut +/-	+71 Matt White
12 Game Cut For One Bye +/-	+112 Mika Koivuniemi
12 Game Leader For One Bye +/-	+188 Eugene McCune
12 Game Cut For Two Byes +/-	+233 Ronnie Russell
12 Game Leader For Two Byes +/-	+322 Tom Smallwood
#300 Games	(0)

Championship Round Statistics
Low Game: 194 Brandon Novak
High Game 223 Brian Kretzer
Low Match Kretzer / Smallwood - 215-200
High Match Kretzer / Novak - 223-194
Average Winning Game 216.33

Tom Smallwood - 211

Tom Smallwood - 200

Patrick Dombrowski - 205

Brian Kretzer

Brian Kretzer - 223

Brian Kretzer - 215

Brandon Novak - 194

SouthWest Regional Player's Invitational

Est. 1958

At the SouthWest Regional Player's Invitational (RPI), Mike Scroggins led the field after 12 games at +308, a 57 pin lead over second-place Chris Hibbitts. The 12-game cash number was +5 by Shane Wilson and the 12-game cut number was +47 by Casey Powell to advance to match play. Chris Barnes was only in tenth at +122. Wes Malott was able to receive a one-round bye by qualifying in seventh. PBA Hall of Famer Mark Williams also cashed in 20th with a score of +15. Overall, the scores were low, as the RPI's have been in all regions.

In the first round of match play, Barnes defeated George Brooks (3-0), Powell defeated Mike Dias (3-2), Dino Castillo defeated Clint Dacy (3-0), and Michael Austin defeated Brett Cooper (3-1). In the second round, all of the players who received a bye lost. All of the matches ended up being upsets, with Barnes, Powell, Castillo, and Austin all advancing again.

In the round of eight, both tournament leaders—Scroggins (3-2)and Hibbitts (3-1)—lost. No. 3 Blake Starr advanced, defeating Castillo (3-2) and No.4 Mike Edwards took down Austin (3-1). In the semi-finals, Barnes won against Starr in a close match 246-236. In the other semi-final match, Edwards defeated Powell by a score of 223-186.

In the championship match, Barnes defeated Edwards 245-236. He received a free entry into the fifth PBA World Series of Bowling, the RPI Finals, and \$6,000.

Tournament Stats	
12 Game Cash +/-	+5 (Shayne Wilson)
12 Game Cut +/-	+47 (Casey Powell)
12 Game Cut For One Bye+/-	+136 (Kris Koeltzow)
12 Game Leader For One Bye +/-	+209 (Sean Lavery-Spahr)
12 Game Cut For Two Byes +/-	+223 (Mike Edwards)
12 Game Leader For Two Byes +/-	+308 (Mike Scroggins)
#300 Games	(0)

Championship Round Statistics
Low Game: 186 (Casey Powell)
High Game: 246 (Chris Barnes)
Low Match: 223-186 (Edwards v. Powell)
High Match: 246-236 (Barnes v. Starr)
Average Winning Game: 238

Chris Barnes - 246

Blake Starr - 236

Mike Edwards - 223

Casey Powell - 186

Chris Barnes - 245

Mike Edwards - 203

Champion

Chris Barnes

East Regional Player's Invitational

Est. 1958

In the East Regional Player's Invitational (RPI), the scores were exceptionally low, as it only took a score of +16 by Stephen Haas to advance to match play. There were only three players whose scores were +100 or better. Adam Chase was the qualifying leader at +191. It took a score of -53 by Darren Andretta to cash. Ryan Ciminelli qualified second with a score of +120. Chase had a 71-pin lead over Ciminelli. Ryan Shafer was tenth with a score of +30. The lane conditions definitely had players struggling to shoot 200.

In the opening round of match play, Ray Edwards defeated Stephen Hass (3-0), Brian LeClair defeated Jason Staddler (3-1), and Shafer defeated Jonathan Bower (3-0). In the round of 12, Patrick Allen defeated Shafer (3-0) by averaging 214. Rick Graham defeated Tommy Gollick (3-0) and LeClair defeated Tommy Dakouvanos (3-1). In the round of 8, Chase defeated Edwards (3-2). In the south-paw match, Ciminelli defeated Allen (3-0). LeClair also defeated Mockenhaupt (3-2) and Graham defeated Joe Paluszek (3-0).

In one semi-final match, LeClair defeated Ciminelli 215-203. In the other semi-final match, Graham defeated Chase 195-151. In the championship game, Graham could not get anything going, giving LeClaire the win 222-169. This was LeClair's biggest win as a professional bowler. His performance earned him a birth into the 5th WSOB, a spot into the RPI Finals, and \$6,000 in earnings.

Tournament Stats

12 Game Cash +/-	-53 (Darren Andretta)
12 Game Cut +/-	+16 (Stephen Haas)
12 Game Cut For One Bye+/-	+42 (Jeffrey Voght)
12 Game Leader For One Bye +/-	+83 (Tommy Gollick)
12 Game Cut For Two Byes +/-	+91 (Joe Paluszek)
12 Game Leader For Two Byes +/-	+191 (Adam Chase)
# of 300 Games	(0)

Championship Round Statistics

Low Game: 151 (Adam Chase)
High Game: 222 (Brian LeClair)
Low Match: 195-151 (Graham v. Chase)
High Match: 215-203 (LeClair v. Ciminelli)
Average Winning Game: 210.7

Brian LeClair - 215

Ryan Ciminelli - 203

Rick Graham - 195

Adam Chase - 151

Brian LeClair - 222

Rick Graham - 169

Champion

Brian LeClair

West/Northwest Regional Player's Invitational

In the West NorthWest Regional Player Invitational, the scores were higher as the cash cut was + 3 by Gregory Thompson. Dave Wodka, at +64, which was the number needed to advance to match play as it only took an average of 205.33. For players to receive at least one bye, it took a score of + 144 (Michael Haugen, Jr.). In order for players to get a two round bye, it took a score of + 235 by PBA Tour Titlist Chris Warren in the early rounds of match play. Bryon Smith led the qualifying with a score of +366.

The first round of match play saw Dave Wodka being eliminated by Dave Weninger 3 to 1. Stuart Williams was defeated by Adrian Anderson 3 to 2. Kevin Croucher defeated Tracy Teeters 3 to 1.

Round 2 saw qualifiers from 5th to 8th seed take on the winners of the first round of match play. Michael Haugen, Jr. defeated Blaine Weninger 3-0. Ben Laughlin defeated David Haynes 3-0, while Keith Laing defeated Adrian Anderson 3-0. The second round of match play saw a number of matches only going to 3 games.

In the round of 8, Josh Blanchard was down by 50+ pins to Chris Warren. Chris ran into some transition and could not stay clean. Blanchard starting to strike and was able to double to win the game. In the next game, Chris started with great shots but failed to capitalize by missing his strikes. By this time, Josh was on cruise control and took advantage. He ended up winning the match 3 to 0. In the match pitting Haugen, Jr. vs. Bryon Smith, Haugen, Jr. needed to double in the 10th to force sudden death, which he did. In sudden death, Bryon struck, but Haugen, Jr. only got 6 pins on the first ball giving Smith the win. Laughlin won his match 3-1 over P.J. Haggarty. Scott Norton won his match 3-1 over Keith Laing.

The semifinals saw three PBA Tour titlists—Bryon Smith, Scott Norton, and Josh Blanchard. Josh Blanchard defeated Bryon Smith 246-196. In tighter of the two matches, Laughlin won over Scott Norton with a score of 213-201. Norton had several chances to put pressure on Laughlin but could not come through. Just when bowling fans thought that Blanchard might have a cakewalk against Laughlin for the title, Blanchard struggled as he only shot 146 game. He had 4-5 opens in a row. This gave Laughlin his 13th career Regional title. He declined the spot in the 5th WSOB. He still took the spot in the finals at the RPI Finals Show. He took away \$6000 for his win.

Tournament Stats

12 Game Cash +/-	+3 Gregory Thompson ,Jr
12 Game Cut +/-	+64 Dave Wodka
12 Game Cut For One Bye+/-	+144 Michael Haugen, Jr
12 Game Leader For One Bye +/-	+225 Josh Blanchard
12 Game Cut For Two Byes +/-	+235 Chris Warren
12 Game Leader For Two Byes +/-	+366 Bryon Smith
#300 Games	(0)

Championship Round Statistics

Low Game 146 Josh Blanchard
High Game 246 Josh Blanchard
Low Match - Blanchard/Laughlin 230-146
High Match - Blanchard/Smith 246-196
Average Winning Game 229.66



Josh Blanchard- 246

Josh Blanchard -146

Bryon Smith -196

Ben Laughlin

Ben Laughlin- 213

Ben Laughlin-230

Scott Norton- 203

Regional Player's Invitational Finals

Est. 1958

In the opening game between Dave Beres, Brian Ketzer, and Tom Daugherty. Two players were struggling as they could not find the pocket. However Daugherty was striking and posting a strong 244 game to advance to the championship finals. The other players earned \$1,000.00 for their efforts.

In the other semifinals it was between Chris Barnes, Brian LeClair, and Ben Laughlin. Barnes started out strong but ran into transition having open frames in the ladder part of the match. It was looking like the match was going to a duel between Barnes and LeClair. However Laughlin struck out to win the game. Laughlin advanced to the championship game. The other players earned \$1,000.00 for their efforts.

In the championship match Laughlin kept on striking as Daugherty ran into transition could not give Laughlin a run for his money. Daugherty took home \$3,000 for the runner-up in the RPI Finals. Laughlin defeated Daugherty 222 to 187 this was the biggest win of his PBA career. He earned \$ 6,000 and a spot in the 2014 Tournament of Champions.

Championship Round Statistics

Low Game: Chris Barnes 163

High Game: Tom Daugherty 244

Average Winning Game: 230.33



Dave Beres (Midwest) -202

Brian Ketzer (Central) -177

Tom Daugherty-187

Tom Daugherty (South) -244

Brian LeClair (East)- 198

Chris Barnes (Southwest) -163

Ben Laughlin- 225

Ben Laughlin (W-Northwest)222

Champion

Ben Laughlin

2012-2013 Chris Schenkel PBA Player of the Year

Jason Belmonte earned his first Player of the Year. He joined Mike Aulby, Tommy Jones, and Chris Barnes to earn both the Rookie of the Year and Player of the Year. He became the fastest player to earn both awards after playing only four years in the PBA Tour. He made 8 championship round finals and four of them were majors. This is how a bowler becomes Player of the Year. There were two other candidates for the award, PBA Hall of Famer Pete Weber and 2012 – 2013 PBA Player of the Year Sean Rash. Belmonte got 42% of the vote. He became the first player to win the Player of Year award as a 2 hander. He also became the second player to win a major using two hands.

“This is an honor every player wants to win but something you can never plan for,” Belmonte stated after he received his award. He won his major at the 2013 USBC Masters. Where he would go undefeated in match play. He led the tour in average and points. He dominated the PBA Tour.



Jason Belmonte

Chris Schenkel PBA Player of the Year

2012-2013 George Young Memorial High Average Award & Harry Smith Point Leader Award

Jason Belmonte had a stellar year, averaging 228.81 through this entire season, making four of the five majors. In those four, he was bowling for the title. He opened the season by leading the World Championship, averaging 240 after qualifying and match play in the fourth World Series of Bowling. He would then go on to win the USBC Masters. After bowling a big last game in the Bear Open, he led that tournament. After about missing the Bear Open, he led and won that tournament, dominating the US Open, only to lose to Wes Malott for the title. Through the qualifying, he would build up his lead by 400 pins over second place. He was the only player to have a perfect game in that tournament as well. During the Tournament of Champions, he opened with a 150 game, but ended up getting second. He was always a threat in the majors. In the Fifth World Series of Bowling, he started off slow but had 279 and 289 his final two games. He was looking to become the first player to make all five majors in a single season. Belmonte made the championship round eight times. That is how a bowler wins the Harry Smith Point Leader Award and the George Young Memorial High Average Award.



Jason Belmonte

High Average and Point Leader Award Winner

2012-2013 Harry Golden Rookie of the Year

Tackett wins Rookie of the Year

EJ Tackett of Huntington Indiana has won the 2012-13 PBA Tour Rookie of the Year Award. He had a high of a fourth place finish in the Wolf Open. He made his PBA Tour debut at the Winter Swing in Detroit where he cashed 3 of the 4 tournaments. He also finished 6th in the US Open. He said that the sixth place finish at the US Open was his second best tournament, but he personally thought it was better the the fourth place at the Wolf Open. He also had a third place finish at the Japan Cup, lead the Tour Qualifying Round, and he lead the B Squad in the actual tournament. He was a bit disappointed in the 5th WSOB as he did not make a show. He made three cuts during the series. He would go on to say "It's awesome, I joined a pretty good list of guys, a bunch of Hall of Famers, and future Hall of Famers, so I am pretty good company." The other 2012-13 nominees were Shawn Maldonado, Mik Stampe, Craig Nidiffer, and Brian Viator



E.J. Tackett

Harry Golden Rookie of the Year Award Winner

2012-2013 Steve Nagy Sportsmanship Award

Est. 1958

PROFESSIONAL BOWLERS ASSOCIATION

Ryan Shafer became the 11th player to win the Steve Nagy Sportsmanship Award multiple times. It was kind of sad that he could not make it the awards ceremony because of the passing of his wife. Eugene McCune accepted the award in his place. He thanked his roommate for accepting the award for him. The award was established in 1966 after PBA Hall of Famer Steve Nagy. Steve Nagy was a colorful and talented bowler who made a deep impression on his fellow bowlers. Other candidates for the award were Patrick Allen, Dom Barrett, and PBA Hall of Famer Parker Bohn III.

“Winning the Steve Nagy Award has always been important to me because it shows the respect of your peers as a sportsman and someone who cares about them,” stated Ryan Shafer in an email.



Ryan Shafer
Steve Nagy Sportsmanship Award Winner

2012-2013 Tony Reyes Service Award

Est. 1958

PROFESSIONAL BOWLERS ASSOCIATION

Parker Bohn III, a 33-time titlist and a PBA Hall of Famer, won the inaugural 2012-2013 Tony Reyes Service Award. This award was named after Tony Reyes, who passed away in a automobile accident in September 2012. The award goes to the player who is involved with community service and charitable/educational contributions. After missing the Brunswick practice session for the fourth World Series of Bowling because of Hurricane Sandy, Bohn would win the 2013 PBA World Championship. He made it possible for people to donate money to help kids who were devastated by the hurricane. He also has a scholarship tournament which gives thousands of dollars toward college. Bohn told the PBA, "To win this award in the name of Tony, who was a great friend not only to me but literally everyone, left me feeling very humble." Bohn is a true professional on and off the lanes.



Parker Bohn III
Tony Reyes Service Award Winner

2013 PBA Hall of Fame Class

Est. 1958

On January 18, the PBA announced the Class of 2013 PBA Hall of Fame. Danny Wiseman and Doug Kent will be inducted into the PBA Hall of Fame. These bowlers had remarkable bowling careers as they both won the USBC Masters.

Wiseman had a historic 289 game at Miller Park in Milwaukee, Wisconsin as he won his lone Major, USBC Masters. He had the front ten in the championship game. His early PBA career, he went 21-5 on national television. That was a PBA record. In 1992, he made the championship round finals at the Firestone Tournament of Champions. This was one of his highlights of his career, as his dad was battling an illness. His father at least got to see Wiseman bowl in a major championship. Unfortunately, Wiseman did not win. Wiseman made his own identity when he was very successful at winning games on national television. However, he could not capitalize on that by winning more titles. This made him a strong candidate for the PBA Hall of Fame Class of 2013.

Doug Kent was the 2006-2007 PBA Player of the Year, winning the USBC Masters and the PBA World Championship. When he would win Majors, he would win them twice. His first title came at the USBC Masters in 1991. He would then add his second Masters in 2006. Doug Kent won the PBA World Championship in 2002 and 2006. When he won the PBA World Championship in 2002, he won \$120,000, the most money won by a pro bowler in the history of the PBA at that time. His first official title of the PBA Tour was the 1996 Greater Detroit Open. He went through the field averaging a whopping 247.5. What a stunning performance! Doug Kent might have been the most underrated Player of the Year in PBA history, but when bowling fans really think about it, they have to take into account that he won two Majors. In the history of the PBA Tour, very few and far between players have done this feat. Doug Kent had 12 PBA titles. His very first regional he entered as a nonmember and won. This is hard to do.

Wiseman and Kent were part of the top 50 of the 50 greatest bowlers of all time. They are truly great bowlers in the history of the PBA. Bowlers do not get into the PBA Hall of Fame without being great bowlers.



**Danny Wiseman—
PBA Hall of Fame
Class of 2013**



**Doug Kent—
PBA Hall of Fame
Class of 2013**

Hall of Famers

Performance

Ray Bluth-1975
Harry Smith-1975
Dick Weber-1975
Don Carter-1975
Billy Welu-1975
Carmen Salvino-1975
Buzz Fazio-1976
Don Johnson-1977
Billy Hardwick-1977
Dick Ritger-1978
Dave Davis-1978
Dave Soutar-1979
Nelson Burton Jr-1979
Jim Stefanich-1980
Earl Anthony-1981
Wayne Zahn-1981
Johnny Petraglia-1982
Bill Allen-1983
Mike Durbin-1984
Larry Laub-1985
George Pappas-1986
Jim Godman-1987
Mark Roth -1987
Gary Dickinson-1988
Tommy Hudson-1989
Joe Berardi-1990
Marshall Holman-1990
Paul Colwell-1991
Roy Buckley-1992
Steve Cook-1993
Wayne Webb-1993
Brian Voss-1994
David Ozio-1995
Walter Ray Williams, Jr.-1995
Dave Husted-1996
Mike Aulby-1996
Dave Ferraro-1997
Amleto Monacelli-1997
Pete Weber-1998
Mark Williams-1999
Parker Bohn III-2000
Norm Duke-2009
Del Ballard, Jr.-2009
Randy Pedersen-2011
Jason Couch 2012
Doug Kent-2013
Danny Wiseman-2013

Veterans/Senior

Glenn Allison-1984
Joe Joseph-1985
John Guenther-1986
Bob Strampe-1987
Barry Asher-1988
Mike McGarth-1988
Jim St.John-1989
Andy Marzich-1990
Don McCune-1991
Skee Foremsky-1992
Mike Limongello-1994
Ernie Schlegel-1997
Teata Semiz-1998
Tom Baker-1999
John Handegard-2009
Dale Eagle-2011
Gene Stus-2012

Criteria for Hall of Fame

Induction

Performance- To be inducted in this category. A bowler must meet one of the following criteria

(a). Won a minimum of 10 PBA Tour titles.

(b). Won a minimum of 5 PBA Tour titles, 2 majors, and 20 year PBA membership.

PBA 50(Formerly Senior Tour)/

Veterans- To be included in this category.

(a). Won a minimum of 8 PBA50 titles.

(b). Won a minimum of 5 PBA50 titles including 2 majors and been a 10 year member of the PBA.

(c.) player must considered by the induction committee to have made a major impact on an important aspect of the sport of bowling.

Meritorious Service- to be included in this category. An individual must have demonstrated years of service, devotion, and contributions to the sport of bowling.

Meritorious Service

Frank Esposito-1975
Chuck Pezzano-1975
Eddie Elias-1976
Chris Schenkel-1976
Steve Nagy-1977
Joe Richards-1978
Lou Frantz-1978
Lorraine Stitzlein-1980
Harry Golden-1983
E.A. "Bud" Fisher- 1984
Ted Hoffman, Jr.-1985
John Guenther-1986
Dick Evans-1986
Raymond Firestone-1987
John Jowdy-1988
Joe Kelley-1989
John Archibald-1989
Al Thompson-1991
Jack Reichert-1992
Joe Antenora-1993
Chuck Clemens-1994
Roger Zeller-1995
Larry Lichstein-1996
Keijiro Nakano-1999
Jim Fitzgerald-2000
Matt Fiorito-2005
Mort Luby-2005
Len Nicholson-2011

Interesting Facts for Hall of Famers

Total Titles Won-770

Average Titles-16

Total Majors- 116

Average Majors- 2.41

40 Titles or more-2 Bowlers

30 Titles or more -7 Bowlers

20 Titles or more- 14 Bowlers

10 Titles or more-34 Bowlers

10 Majors or more- 2 Bowlers

5 Majors or more- 6 Bowlers

2 Majors or more- 24 Bowlers

*Bowlers who bowled a perfect

game on television: Norm Duke,

Mike Aulby, Parker Bohn III

*Bowlers who have a 100 or more TV appearances- 6 Bowlers

*Bowlers who have had 500 or more events- 27 Bowlers

*Bowlers who have 75% or more cash average- 5 Bowlers

Hall of Fame Statistics

Bowler	Events	Cashes	Cash %	Match Play Apps	Match Play %	TV Apps.	Championship Round %	Titles	Champ Title %	Win %	Majors
Walter Ray Williams Jr.	773	611	79.04%	442	57.18%	182	23.54%	47	25.82%	6.08%	8
Earl Anthony	387	311	80.36%	239	61.76%	114	29.46%	43	37.72%	11.11%	10
Pete Weber	748	556	74.33%	401	53.61%	140	18.72%	37	26.43%	4.95%	10
Norm Duke	646	513	79.41%	340	52.63%	117	18.11%	37	31.62%	5.73%	6
Mark Roth	613	422	68.84%	271	44.21%	97	15.82%	34	35.05%	5.55%	2
Parker Bohn III	688	477	69.33%	325	47.24%	116	16.86%	33	28.45%	4.80%	2
Dick Weber	550	391	71.09%	275	50.00%	50	9.09%	30	60.00%	5.45%	4
Mike Aulby	639	387	60.56%	245	38.34%	90	14.08%	29	32.22%	4.54%	8
Don Johnson	505	332	65.74%	223	44.16%	46	9.11%	26	56.52%	5.15%	2
Brian Voss	657	479	72.91%	629	95.74%	91	13.85%	25	27.47%	3.81%	1
Marshall Holman	583	400	68.61%	280	48.03%	110	18.87%	22	20.00%	3.77%	4
Amleto Monacelli	634	455	71.77%	304	47.95%	95	14.98%	20	21.05%	3.15%	1
Wayne Webb	718	398	55.43%	233	32.45%	75	10.45%	20	26.67%	2.79%	1
Dick Ritger	366	249	68.03%	170	46.45%	33	9.02%	20	60.61%	5.46%	-
Dave Davis	509	306	60.12%	207	40.67%	47	9.23%	18	38.30%	3.54%	4
Nelson Burton Jr.	602	394	65.45%	254	42.19%	48	7.97%	17	35.42%	2.82%	2
Dave Soutar	661	410	62.03%	251	37.97%	38	5.75%	17	44.74%	2.57%	2
Carmen Salvino	720	454	63.06%	289	40.14%	31	4.31%	17	54.84%	2.36%	1
Billy Hardwick	369	213	57.72%	159	43.09%	28	7.59%	17	60.71%	4.61%	3
Jason Couch	428	300	70.1%	202	47.2%	59	13.8%	16	27.1%	3.7%	4
Steve Cook	455	210	46.15%	112	24.62%	45	9.89%	15	33.33%	3.30%	3
Dave Husted	585	428	73.16%	259	44.27%	57	9.74%	14	24.56%	2.39%	4
Johnny Petraglia	757	366	48.35%	194	25.63%	55	7.27%	14	25.45%	1.85%	3
Mike Durbin	535	336	62.80%	185	34.58%	37	6.92%	14	37.84%	2.62%	3
Del Ballard Jr.	515	287	55.73%	150	29.13%	38	7.38%	13	34.21%	2.52%	4
Larry Laub	587	344	58.60%	210	35.78%	54	9.20%	12	22.22%	2.04%	1
Danny Wiseman	524	355	67.75%	212	40.46%	48	9.16%	12	25.00%	2.29%	1
David Ozio	633	381	60.19%	205	32.39%	50	7.90%	11	22.00%	1.74%	1
Tom Baker	840	525	62.50%	274	32.62%	55	6.55%	10	18.18%	1.19%	1
George Pappas	586	384	65.53%	261	44.54%	41	7.00%	10	24.39%	1.71%	1
Doug Kent	456	345	75.66%	207	45.39%	39	8.55%	10	25.64%	2.19%	4
Barry Asher	249	168	67.47%	103	41.37%	20	8.03%	10	50.00%	4.02%	-
Mike McGrath	281	176	62.63%	124	44.13%	18	6.41%	10	55.56%	3.56%	3
Harry Smith	307	195	63.52%	155	50.49%	11	3.58%	10	90.91%	3.26%	2
Dave Ferraro	340	231	67.94%	143	42.06%	46	13.53%	9	19.57%	2.65%	3
Gary Dickinson	697	431	61.84%	233	33.43%	48	6.89%	8	16.67%	1.15%	1
Don McCune	435	204	46.90%	124	28.51%	17	3.91%	8	47.06%	1.84%	-
Paul Colwell	358	178	49.72%	108	30.17%	14	3.91%	8	57.14%	2.23%	2
Mark Williams	591	330	55.84%	193	32.66%	43	7.28%	7	16.28%	1.18%	3
Roy Buckley	438	274	62.56%	165	37.67%	33	7.53%	7	21.21%	1.60%	-
Ernie Schlegel	825	444	53.82%	227	27.52%	34	4.12%	6	17.65%	0.73%	2
Skee Foremsky	385	207	53.77%	138	35.84%	17	4.42%	6	35.29%	1.56%	-
Don Carter	151	119	78.81%	94	62.25%	13	8.61%	6	46.15%	3.97%	6
Andy Marzich	120	78	65.00%	70	58.33%	8	6.67%	6	75.00%	5.00%	-
Glenn Allison	241	136	56.43%	98	40.66%	6	2.49%	5	83.33%	2.07%	-
Teata Semiz	425	243	57.18%	137	32.24%	22	5.18%	3	13.64%	0.71%	-
Ray Bluth	261	169	64.75%	143	54.79%	17	6.51%	2	11.76%	0.77%	1

Chris Schenkel Player of the Year Award

Est. 1958

PROFESSIONAL BOWLERS ASSOCIATION

Year	Award Winner
1963	Billy Hardwick
1964	Bob Strampe
1965	Dick Weber
1966	Wayne Zahn
1967	Dave Davis
1968	Jim Stefanich
1969	Billy Hardwick
1970	Nelson Burton Jr.
1971	Don Johnson
1972	Don Johnson
1973	Don McCune
1974	Earl Anthony
1975	Earl Anthony
1976	Earl Anthony
1977	Mark Roth
1978	Mark Roth
1979	Mark Roth
1980	Wayne Webb
1981	Earl Anthony
1982	Earl Anthony
1983	Earl Anthony
1984	Mark Roth
1985	Mike Aulby
1986	Walter Ray Williams Jr.
1987	Marshall Holman

Year	Award Winner
1988	Brian Voss
1989	Amleto Monacelli
1990	Amleto Monacelli
1991	David Ozio
1992	David Ferraro
1993	Walter Ray Williams Jr.
1994	Norm Duke
1995	Mike Aulby
1996	Walter Ray Williams Jr.
1997	Walter Ray Williams Jr.
1998	Walter Ray Williams Jr.
1999	Parker Bohn III
2000	Norm Duke
2002	* Parker Bohn III
2003	Walter Ray Williams Jr.
2004	Mika Koivuniemi
2005	Patrick Allen
2006	Tommy Jones
2007	Doug Kent
2008	Chris Barnes
2009	Wes Malott
2010	Walter Ray Williams Jr.
2011	Mika Koivuniemi
2012	Sean Rash
2013	Jason Belmonte

George Young Memorial High Average & Harry Smith Point Leader Award

Year	George Young Memorial High Average Award Winner
1962	Don Carter
1963	Billy Hardwick
1964	Ray Bluth
1965	Dick Weber
1966	Wayne Zahn
1967	Wayne Zahn
1968	Jim Stefanich
1969	Billy Hardwick
1970	Nelson Burton, Jr.
1971	Don Johnson
1972	Don Johnson
1973	Earl Anthony
1974	Earl Anthony
1975	Earl Anthony
1976	Mark Roth
1977	Mark Roth
1978	Mark Roth
1979	Mark Roth
1980	Earl Anthony
1981	Mark Roth
1982	Marshall Holman
1983	Earl Anthony
1984	Marshall Holman
1985	Mark Baker
1986	John Gant
1987	Marshall Holman

Year	George Young Memorial High Average Award Winner
1988	Mark Roth
1989	Pete Weber
1990	Amleto Monacelli
1991	Norm Duke
1992	Dave Ferraro
1993	Walter Ray Williams, Jr.
1994	Norm Duke
1995	Mike Aulby
1996	Walter Ray Williams, Jr.
1997	Walter Ray Williams, Jr.
1998	Walter Ray Williams, Jr.
1999	Parker Bohn, III
2000	Chris Barnes
2001	-NOT AWARDED -
2002	Parker Bohn, III
2003	Walter Ray Williams, Jr.
2004	Mika Koivuniemi
2005	Walter Ray Williams, Jr.
2006	Walter Ray Williams, Jr.
2007	Norm Duke
2008	Walter Ray Williams, Jr.
2009	Wes Malott
2010	Walter Ray Williams, Jr.
2011	Mika Koivuniemi
2012	Sean Rash
2013	Jason Belmonte

Year	Harry Smith Point Leader Award
1987	Brian Voss
1988	Brian Voss
1989	Amleto Monacelli
1990	Amleto Monacelli
1991	John Mazza
1992	Dave Ferraro
1993	Walter Ray Williams, Jr.
1994	Walter Ray Williams, Jr.
1995	Dave E'Entremont
1996	Walter Ray Williams, Jr.
1997	Walter Ray Williams, Jr.
1998	Walter Ray Williams, Jr.
1999	Parker Bohn, III
2000	Craig Barnes
2001	-NOT AWARDED -
2002	Parker Bohn, III
2003	Walter Ray Williams, Jr.
2004	Brad Angelo
2005	Patrick Allen
2006	Norm Duke
2007	Wes Malott
2008	Walter Ray Williams, Jr.
2009	Chris Barnes
2010	Walter Ray Williams, Jr.
2011	Chris Barnes
2012	Sean Rash
2013	Jason Belmonte

Harry Golden Rookie of the Year Award

Est. 1958

PROFESSIONAL BOWLERS ASSOCIATION

Year	Award Winner
------	--------------

1964	Jerry McCoy
1965	Jim Godman
1966	Bobby Cooper
1967	Mike Durbin
1968	Bob McGregor
1969	Larry Lichstein
1970	Denny Krick
1971	Tye Critchlow
1972	Tommy Hudson
1973	Steve Neff
1974	Cliff McNealy
1975	Guy Rowbury
1976	Mike Berlin
1977	Steve Martin
1978	Joseph Groskind
1979	Mike Aulby
1980	Pete Weber
1981	Mark Fahy
1982	Mike Steinbach
1983	Toby Contreras
1984	John Gant
1985	Tom Crites
1986	Marc McDowell
1987	Ryan Shafer
1988	Rick Steelsmith

Year	Award Winner
------	--------------

1989	Steve Hoskins
1990	Brad Kiszewski
1991	Ricky Ward
1992	Jason Couch
1993	Mark Scroggins
1994	Tony Ament Jr.
1995	Billy Myers Jr.
1996	C.K. Moore
1997	Anthony Lombardo
1998	Chris Barnes
1999	Paul Fleming
2000	Joe Ciccone
2002	* Tommy Jones
2003	Brad Angelo
2004	Chris Johnson
2005	Not awarded
2006	Bill O'Neill
2007	Billy Oatman
2008	Rhino Page
2009	Jason Belmonte
2010	Anthony LaCaze
2011	Scott Norton
2012	Josh Blanchard
2013	EJ Tackett

Steve Nagy Sportsmanship & Tony Reyes Service Award

58

Year	Award Winner
1970	John Guenther, Dick Ritger, and Dave Soutar
1971	Mike Orlovsky
1972	Gary Dickinson
1973	Gary Dickinson and Dick Ritger
1974	Gary Dickinson
1975	Jim Frazier
1976	Tommy Hudson, Les Schissler, and Les Zikes
1977	Don Johnson
1978	Gil Silker
1979	Alvin Lou
1980	Tom Baker
1981	Tom Baker
1982	Sam Zurich
1983	Rich Gradley
1984	Jim Pritts Jr.
1985	Steve Martin
1986	Steve Martin
1987	Steve Martin
1988	Dave Husted
1989	Dave Husted
1990	Parker Bohn III
1991	Parker Bohn III

Year	Award Winner
1992	Parker Bohn III
1993	Parker Bohn III
1994	Mike Aulby
1995	Mike Aulby
1996	Curtis Odom
1997	Rick Steelsmith
1998	Tim Criss
1998	Butch Soper
1999	Justin Hromek
2000	Justin Hromek
2002	* Justin Hromek
2003	Jason Queen
2004	Tim Criss
2005	Jason Queen
2006	Jack Jurek
2007	Richard Wolfe
2008	Riga Kalfas
2009	Ryan Shafer
2010	George Lambert IV
2011	Jack Jurek
2012	Martin Larsen
2013	Ryan Shafer

Year	Tony Reyes Service Award Winner
2013	Parker Bohn III

Josh Hyde's Bowling Achievements

Spare Achievements:

- PBA Honorary Member since 2001
- IBMA (Formally known as BWAA) Member since 2006
- Publisher of book August 2012 - "Bowling from Another View"
- Senior Editor of Josh Hyde's Bowling Newsletter (273 subscribers)
- Designer of Josh Hyde's Bowling.com website
- Writer of 6 articles published in American Bowler
- Successful completion of USBC Coaching Modules: "Coaching Philosophy"; "Ball Components, Dynamics, and Motion"; "The Physical Game"; "Mental Games and Physical Preparation"

2011-3rd Place Feature
"Bottom 5 of the 50 Greatest"

2010-3rd Place Editorial
"World Series of Bowling"

2013-1st Place Newsletter
"Josh Hyde's Bowling Newsletter"

2012-1st Place Editorial
"Bowling Physics "
"Yesterday vs. Today"

2010— 2nd Place
Handicap Championship Tournament

2013-1st Place Editorial
"Player of the Year Pick"

2013-3rd Place Editorial
"Using PBA Publicity"

2- 700 High Series & High Game
"House shot" "Chameleon"
(725) (277)

Highest Average
For One Season
(170)

May 2013— Bowler's Journal International
"Our Man in Indy: Josh Hyde on New Hall of Famer Doug Kent"



Josh Hyde

Top 50 Title Winners

Est. 1958

Winner	Titles
Walter Ray Williams Jr.	47
Earl Anthony	42
Norm Duke	37
Pete Weber	37
Mark Roth	36
Parker Bohn III	32
Dick Weber	27
Mike Aulby	26
Brian Voss	25
Don Johnson	25
Wayne Webb	20
Amleto Monacelli	19
Dick Ritger	19
Dave Davis	18
Dave Soutar	18
Marshall Holman	18
Nelson Burton Jr.	18
Billy Hardwick	17
Carmen Salvino	17
Jason Couch	16
Chris Barnes	15
Johnny Petraglia	15
Mike Durbin	14
Wayne Zahn	14
Bill Allen	13
Dave Husted	13
Jim Stefanich	13
Patrick Allen	13
Tommy Jones	13
Del Ballard Jr.	12
Larry Laub	12
Randy Pedersen	12
Steve Cook	12
Danny Wiseman	11
David Ozio	11
Harry Smith	11
John Guenther	11
Tommy Hudson	11
Barry Asher	10
Bryan Goebel	10
George Pappas	10
Jim Godman	10
Mike McGrath	10
Steve Hoskins	10
Tom Baker	10
Dave Ferraro	9
Doug Kent	9
Joe Berardi	9
Wes Malott	9
Don McCune	8
Gary Dickinson	8
Guppy Troup	8
John Mazza	8
Mika Koivuniemi	8
Mike Scroggins	8
Paul Colwell	8

